

THE TRANSPORT TOPICS

TOP 100

2025

FOR-HIRE CARRIERS

THE DEFINITIVE ANNUAL RANKING OF NORTH AMERICA'S LARGEST TRUCKING COMPANIES

INSIDE: THE TOP 100 LIST

Navigating Uncertainty

Fluctuating tariffs and shifting freight patterns have created an unpredictable business environment for motor carriers.





The **DDC** Group

Powered by Strategy, Hard Work, and Dedication



Congratulations to this year's Transport
Topics **Top 100 For-Hire Carriers**

Your success is a testament to the strategy, hard work, and dedication you bring to the road every day. At The DDC Group, we're honored to support so many companies like yours with solutions that drive efficiency, scalability, and growth.

[Learn more](#)

about how The DDC Group powers today's top carriers.



+1 303 674 0681



info@theddcgroup.com



theddcgroup.com

TOP 100

Tariffs, Trade Uncertainty Cloud Outlook For North America's Top 100 For-Hire Carriers

For the largest trucking companies in North America, the past several months have been anything but business as usual. The steep and frequently changing tariffs enacted by the second Trump

Seth Clevenger

*Managing Editor,
Features and Multimedia*



administration have injected a heavy dose of uncertainty into the U.S. economy while roiling supply chains and altering freight patterns.

These higher taxes on imports, largely aimed at bolstering domestic manufacturing and bringing production back to the United States in the long run, have for the time being created an unclear outlook for businesses, many of which have paused major decisions while waiting for the dust to settle on international trade.

The tumult caused by the tariffs — and the uncertainty surrounding them — has prolonged a lengthy period of hardship for motor carriers already strained by a persistently soft freight market.

This latest edition of TRANSPORT TOPICS' Top 100 For-Hire Carriers list, which ranks the industry's largest trucking companies based on 2024 revenue, does not yet reflect the impact of this year's trade policy shifts, but it does illustrate how weak freight market conditions have continued to squeeze margins for transportation providers.

Financial results among the Top 100 were mixed, with the list divided about evenly between companies that managed to grow their businesses in 2024 and those that posted year-

over-year revenue declines, indicating that the industry is still struggling to climb out of the down market that has persisted for about three years.

Among the companies that provided net income data, about three quarters posted worse results in 2024 compared with 2023, including some that saw deep declines in profitability and several that posted significant losses.

In general, less-than-truckload carriers tended to perform better last year than their truckload counterparts.

The top of the list remains mostly unchanged with the top seven companies each retaining the same rank as a year ago, but Richmond, Va.-based LTL hauler Estes Express climbed three spots to No. 8 after growing its revenue to more than \$5.8 billion.

The updated list also illustrates how mergers and acquisitions continued to alter the industry's business landscape last year.

No. 7 Knight-Swift Transportation Holdings, already the industry's largest truckload carrier, extended the reach of its less-than-truckload business by acquiring the regional LTL operations of Los Angeles-based Dependable Highway Express in July 2024. DHE parent company Dependable Supply Chain Services ranked No. 79 on last year's Top 100 list.

No. 10 Schneider, meanwhile, expanded its dedicated fleet operations through its \$390 million purchase of Cowan Systems in late 2024. Cowan ranked No. 63 a year ago.

Further down the list, No. 76 USA Truck's parent company, Germany-based transportation and logistics provider DB Schenker, was acquired by global logistics giant DSV in late April for about 14.3 billion euros.

Other major changes are on the horizon. Late last year, No. 2 FedEx Corp. announced a plan to spin off its less-than-truckload FedEx Freight division as a stand-alone, publicly

traded company. FedEx expects to complete that separation by mid-2026.

This year's Top 100 list features several new names.

No. 47 Bridgeway Connects, formerly known as Transport Investments Inc., provides heavy haul, flatbed and specialized transportation and logistics services through a variety of brands and business units. Bridgeway, based near Pittsburgh, is a portfolio company of private equity firm Gemspring Capital.

The updated Top 100 also combines the operations of sister companies Transervice Logistics and Lily Transportation, which together rank No. 72 on the list. Private equity firm ZS Fund, the majority owner of Transervice, acquired Lily in 2023. Both companies offer dedicated contract carriage and logistics services.

Returning to the list this year at No. 85 is trucking and logistics provider Red Classic, a subsidiary of Charlotte, N.C.-based bottling company Coca-Cola Consolidated.

Also joining the Top 100 are No. 90 United Vision Logistics, a flatbed and heavy haul carrier headquartered in Lafayette, La.; No. 92 Cassens Transport, a vehicle hauler based in Edwardsville, Ill.; and No. 94 Gulf Winds International, a provider of container drayage, transloading and truckload transportation based in Seabrook, Texas.

The TRANSPORT TOPICS Top 100 and industry sector lists presented in this publication rank the largest for-hire carriers in the United States and Canada based on 2024 revenue.

Most of the information is from companies' responses to an annual survey conducted by TRANSPORT TOPICS, along with data from financial reports and other public sources. SJ Consulting Group provided revenue estimates for some companies that did not report updated information.




Acknowledgments and Sources

The 2025 Top 100 For-Hire Carriers is a special publication of Transport Topics.



Seth Clevenger, managing editor of features and multimedia, planned and managed the project with assistance from Mike Senatore, features coordinator.

Brian Kelly created the cover and Debra Devine designed the layout. SJ Consulting Group also contributed to the project.

TRANSPORT TOPICS Top 100 For-Hire Carriers is sponsored online by The DDC Group and Maven

Rank	2025		2024		Revenue (000)		Revenue	Net Income (000)		Net Income	Employees		Equipment
	2025	2024	2024	2023	2024	2023	% Change	2024	2023	% Change	2024	2023	
UPS Inc.													
1	1	Atlanta	Atlanta		\$91,100,000	\$90,958,000	0.2	\$5,782,000	\$6,708,000	-13.8	490,000	500,000	19,267 company-owned tractors 98,807 straight trucks 3,431 pickups and vans 84,956 total trailers 91,780 dry van 5,933 containers 891 chassis
		ups.com NYSE: UPS William Johnson, Chairman Carol Tomé, CEO Brian Dykes, CFO			Operating units: UPS Package Operations (air and ground package delivery) UPS Supply Chain Solutions (transportation management, air, ocean, rail and ground freight forwarding, customs brokerage, supply chain consulting and network design, dedicated contract carriage, service parts distribution and repair, returns management, order fulfillment, assembly and distribution) UPS Capital (equipment leasing, trade finance, freight payment and insurance) UPS Mail Innovations (mail processing) The UPS Store (franchiser of retail shipping, postal and business service stores) UPS Healthcare (inventory management, temperature-controlled packaging and shipping, storage and fulfillment of medical devices, labs and clinical trial logistics) Marken (supply chain services in pharmaceutical and life sciences industries) Roadie (same-day delivery technology platform)								
FedEx Corp.¹													
2	2	Memphis, Tenn.	Memphis, Tenn.		\$87,815,000	\$87,514,000	0.3	\$3,918,000	\$4,395,000	-10.9	430,000	529,000	19,497 company-owned tractors 18,887 lease-to-own tractors 117,806 straight trucks 148,585 total trailers 710 aircraft
		fedex.com NYSE: FDX Frederick Smith, Chairman Raj Subramaniam, President and CEO John Dietrich, EVP and CFO John A. Smith, President and COO, U.S. and Canada			Operating units: Federal Express Corp. (merged operations of the former FedEx Ground, FedEx Express and FedEx Services providing domestic and international air and ground package delivery and e-commerce services) FedEx Freight (regional and national LTL, expedited) FedEx Logistics (air and ocean freight forwarding, supply chain consulting, warehousing and distribution, returned goods management, 3-D printing, parts testing, repair and refurbishment, expedited, order fulfillment and contract packaging, cross-border e-commerce, customs brokerage, trade management) FedEx Office (copying and printing services, signs and banners) FedEx Supply Chain (warehousing and distribution, fulfillment, transportation management)								
J.B. Hunt Transport Services													
3	3	Lowell, Ark.	Lowell, Ark.		\$12,087,204	\$12,829,665	-5.8	\$570,886	\$728,287	-21.6	33,646	35,000	20,500 company-owned tractors 46,300 total trailers 122,200 containers 100,500 chassis
		jbhunt.com Nasdaq: JBHT John Roberts III, Chairman Shelley Simpson, President and CEO Nick Hobbs, COO John Kuhlow, CFO			Operating units: J.B. Hunt Intermodal (intermodal/drayage) J.B. Hunt Truckload (dry van TL, temperature controlled and flatbed) J.B. Hunt Dedicated Contract Services (dedicated contract carriage) J.B. Hunt Integrated Capacity Solutions (freight brokerage and logistics services) J.B. Hunt Final Mile Services (final-mile delivery and installation services)								

¹ FedEx Corp. revenue and net income are for the 12-month period ended Feb. 28, 2025.





Rank			Revenue (000)		Revenue % Change	Net Income (000)		Net Income % Change	Employees		Equipment
2025	2024		2024	2023		2024	2023		2024	2023	
TFI International											
4	4	 <p>Montreal tfintl.com NYSE: TFI Alain Bedard, Chairman, President and CEO David Saperstein, CFO</p>	\$8,396,830	\$7,521,167	11.6	\$422,484	\$504,877	-16.3	27,124	25,123	14,243 trucks 7,592 owner-operator tractors 45,453 total trailers
<p>Operating units: Canpar Express, ICS Courier, Loomis Express, TForce Integrated Solutions (package/courier) Cavalier, Excel Transportation, Hercules, Hot Line Freight Systems, Kindersley, La Crete Transport, McMurray Serv-U Expediting, Normandin, TForce Freight, TForce Freight Canada, Tripar Transportation, TST-CF Express (LTL, over-the-road) Clarke Transport, National Fast Freight, Vitran (LTL, intermodal/drayage) Besner, Boutin, CMW Express, Couture, HWT, JCG, Laidlaw Carriers Van, Papineau International, TJS Express (dry van TL, dedicated contract carriage) BTC East, BTC West, Coastal Transport, Contrans Flatbed Group, Contrans Intermodal-Gusgo, Contrans Intermodal-P&W, Contrans Tank Group, Contrans Vrac, Driving Force Decks, Durocher International, EDGE, Fleetway, GBT, GHF Transport, Golden International, Ho-Ro, JAF, JAG, Kingsway Bulk, Laser, Mirabel Logistic, Nordique, Piston Tank, Sharp, SM Freight, South Shore, T-Lane Transportation, TA Dedicated, TF Dedicated Logistics, TF Truckload & Logistics, Tombro, Tri-Line Carriers, TST Expedited, TTL, Vedder, Westfreight Systems, Winalta (flatbed/heavy specialized, chemical and petroleum tank, liquid and dry bulk, intermodal, oil field and energy services) AC Logistics Canada, Active Truck Transport, Auto Truck Transport, Axsun USA, Cavalier Logistics, Clarke North America, Cornerstone Logistics, Craler, DSN Chemical Transportation, FreightLine USA, Logikit, Pleasant Prairie Logistics, Quik X Logistics, Quiktrax Intermodal, SAF Logistics, Stream Logistics, TForce Autogistics, TForce Logistics, TForce Logistics Canada, TForce LSM, TForce Medical Logistics, TForce Premier Distribution, TFWW, Unimark Truck Transport, Unity Courier Service (transportation management, freight brokerage, warehousing and distribution, residential and commercial delivery) Daseke Inc.: The Boyd Cos., Central Oregon Truck Co., Hornady Transportation, TSH & Co., WTI Transport (flatbed); Big Freight Systems, Bulldog Hiway Express, E.W. Wylie, J. Grady Randolph, Lone Star Transportation, The Roadmaster Group, Smokey Point Distributing, The Steelman Cos. (heavy specialized)</p>											
XPO											
5	5	<p>Greenwich, Conn. xpo.com NYSE: XPO Brad Jacobs, Chairman Mario Harik, CEO David Bates, COO Kyle Wismans, CFO</p>	\$8,072,000	\$7,744,000	4.2	\$387,000	\$189,000	104.8	38,000	38,000	9,700 company-owned tractors 34,400 total trailers
<p>Operating units: XPO Transportation (regional and interregional LTL, dry van and refrigerated TL, dedicated contract carriage, intermodal/drayage, air/expedited, commercial and residential delivery, air and ocean freight forwarding)</p>											
Ryder System											
6	6	 <p>Coral Gables, Fla. ryder.com NYSE: R Robert Sanchez, Chairman and CEO John Diez, President and COO Cristina Gallo-Aquino, CFO</p>	\$7,700,000	\$6,700,000	14.9	\$5,800,000	\$4,900,000	18.4	39,200	35,600	66,700 company-owned tractors 80,500 straight trucks 44,700 total trailers
<p>Operating units: Ryder Supply Chain Solutions (supply chain consulting, warehousing and distribution, assembly and packaging, freight brokerage, order fulfillment, freight bill payment, returned goods management and repair services, trade services, residential and commercial delivery) Ryder Dedicated Transportation Solutions (dedicated contract carriage) Ryder Fleet Management Solutions (management services)</p>											

Revenue and net income figures printed in black reflect 2024 financial results.

Numbers for previous year printed in BLUE.

NA = not available or not applicable

e = estimate

Rank			Revenue (000)		Revenue % Change	Net Income (000)		Net Income % Change	Employees		Equipment
2025	2024		2024	2023		2024	2023		2024	2023	
Knight-Swift Transportation Holdings											
7	7	 <p>Phoenix knight-swift.com</p> <p>NYSE: KNX Kevin Knight, Chairman Gary Knight, Vice Chairman Adam Miller, CEO Andrew Hess, CFO</p>	\$7,410,078	\$7,141,766	3.8	\$243,388	\$338,153	-28	35,300	34,300	26,975 company-owned tractors 102,395 total trailers 12,572 containers
			Operating units: Knight Trucking (dry van and refrigerated TL, intermodal/drayage) Knight Logistics (freight brokerage, intermodal/drayage, transportation management) Swift Truckload (dry van TL) Swift Dedicated (dedicated contract carriage) Swift Refrigerated (refrigerated TL, dedicated contract carriage) Swift Intermodal (intermodal/drayage) Swift Logistics (freight brokerage, repair and maintenance, equipment leasing and insurance) U.S. Xpress (dry van TL, expedited, dedicated contract carriage, freight brokerage, cross-border services) AAA Cooper Transportation (regional and interregional LTL, dedicated contract carriage, port services, freight brokerage, ocean freight forwarding, fleet maintenance, includes operations of LTL carriers Midwest Motor Express and DHE Transportation)								
Estes Express Lines											
8	11	 <p>Richmond, Va. estes-express.com</p> <p>Robey W. Estes Jr., Chairman and CEO H. Webb Estes, President and COO Stephen E. Hupp, CFO William T. Hupp, EVP and Vice Chairman</p>	\$5,865,000	\$5,079,000	15.5	NA	NA	NA	24,305	22,803	10,621 company-owned tractors 534 straight trucks 42,388 total trailers 41,885 dry van 503 temperature controlled 1,714 containers 8,362 dollies
			Operating units: Estes Express Lines (regional and national LTL and TL, expedited, consolidation, supply chain consulting, information technology) Estes Forwarding Worldwide (ground, air and ocean freight forwarding, freight brokerage, trade show services) Estes SureMove (household goods moving and storage) Estes Logistics (dedicated contract carriage, dry van TL, flatbed, assembly and distribution, packaging and crating, residential and commercial delivery, government shipping, heavy specialized, hazardous materials, and security and escort services) Estes Leasing (equipment financing and maintenance) Estes Final Mile (residential and commercial non-dock delivery)								
Old Dominion Freight Line											
9	8	 <p>Thomasville, N.C. odfl.com</p> <p>Nasdaq: ODFL David Congdon, Executive Chairman Marty Freeman, President and CEO Greg Plemmons, EVP and COO Adam Satterfield, EVP and CFO</p>	\$5,814,810	\$5,866,152	-0.9	\$1,186,073	\$1,239,502	-4.3	22,522	22,627	11,281 company-owned tractors 46,714 total trailers 46,714 dry van
			Operating units: OD Domestic (regional and interregional LTL and TL, freight brokerage) OD Expedited (air and ground expedited, trade show exhibits, commercial and residential delivery and installation) OD Household Services (self-moving services) OD Global (air and ocean freight forwarding, intermodal/drayage, assembly and distribution) OD Technology (information technology)								
Schneider											
10	9	 <p>Green Bay, Wis. schneider.com</p> <p>NYSE: SNDR Mark Rourke, President and CEO Darrell Campbell, CFO Jim Filter, Group President, Transportation and Logistics</p>	\$5,300,000	\$5,500,000	-3.6	\$117,000	\$238,500	-50.9	19,400	17,300	12,500 company-owned tractors 2,000 owner-operator tractors 47,003 total trailers 44,719 dry van 560 temperature controlled 371 flatbed 1,353 tank 27,000 containers 23,900 chassis
			Operating units: Schneider Truckload Services (dry van and refrigerated TL, expedited, dedicated contract carriage including operations of Cowan Systems, liquid bulk, chemical, flatbed/heavy specialized, commercial and residential delivery, LTL) Schneider Intermodal Services (intermodal and drayage) Schneider Logistics Services (transportation management, freight brokerage, transloading and port drayage, cross-border services, warehousing and distribution, supply chain consulting and network design, domestic and international freight service)								

Revenue and net income figures printed in black reflect 2024 financial results.

Numbers for previous year printed in BLUE.

NA = not available or not applicable

e = estimate

Rank	2024		Revenue (000)		Revenue % Change	Net Income (000)		Net Income % Change	Employees		Equipment
	2025	2024	2024	2023		2024	2023		2024	2023	
Landstar System											
11	10	Jacksonville, Fla. <i>landstar.com</i>	\$4,819,245	\$5,303,322	-9.1	\$195,946	\$264,394	-25.9	1,441	1,468	8,843 owner-operator tractors 17,667 total trailers 14,788 dry van 161 temperature controlled 2,718 flatbed
		Nasdaq: LSTR Diana Murphy, Chairman Frank Lonegro, President and CEO Matt Miller, COO Jim Todd, CFO	Operating units: Landstar Transportation Logistics (dry van and refrigerated TL and LTL, flatbed/heavy specialized, intermodal/drayage, expedited, air and ocean freight forwarding, customs brokerage, cross-border services, project cargo, transportation management) Signature Insurance, Risk Management Claim Services (insurance, claims management)								
Penske Logistics											
12	13	Reading, Pa. <i>penskelogistics.com</i>	\$4,300,000	\$4,300,000	0	NA	NA	NA	21,071	21,308	7,458 company-owned tractors 788 straight trucks 20,379 total trailers 17,672 dry van 2,423 temperature controlled 284 flatbed
		NYSE: PAG Roger Penske, Chairman Brian Hard, CEO Jeff Jackson, President Brian Fidler, CFO Stacy Schlachter, SVP, Sales	Operating units: Penske Logistics (dedicated contract carriage, transportation management, warehousing and distribution, freight brokerage, air and ocean freight forwarding, facilities engineering)								
ArcBest											
13	12	Fort Smith, Ark. <i>arcb.com</i>	\$4,179,019	\$4,427,443	-5.6	\$173,361	\$142,164	21.9	14,000	15,000	4,258 company-owned tractors 105 straight trucks 24,783 total trailers 489 containers
		Nasdaq: ARCB Judy McReynolds, Chairman and CEO Seth Runser, President Matt Beasley, CFO	Operating units: ABF Freight (LTL, trade show, final-mile and time-critical services) ArcBest (integrated logistics, truckload brokerage and intermodal, ocean shipping, time-critical/expedited, temperature control validation, government secret clearance, geofencing, special handling of high-value products, air cargo, international airfreight, domestic airfreight, air charter, warehousing, transportation management, consumer moving) ArcBest Technologies (technology services)								
Hub Group											
14	14	Oak Brook, Ill. <i>hubgroup.com</i>	\$3,946,390	\$4,202,585	-6.1	\$103,993	\$167,528	-37.9	6,300	6,000	2,370 company-owned tractors 350 owner-operator tractors 80 straight trucks 40 pickups and vans 7,110 total trailers 5,860 dry van 900 temperature controlled 350 flatbed 50,000 containers 250 chassis
		Nasdaq: HUBG David Yeager, Executive Chairman Phillip Yeager, President and CEO Brian Meents, COO Kevin Beth, CFO	Operating units: Hub Group Intermodal (intermodal/drayage) Hub Group Trucking (dry van TL, intermodal/drayage) Hub Group Dedicated (dedicated contract carriage) Hub Group Logistics (freight brokerage, transportation management, final mile, consolidation and fulfillment)								
R+L Carriers¹											
15	17	Wilmington, Ohio <i>rlcarriers.com</i>	\$3,820,000 ^e	\$3,493,000 ^e	9.4	NA	NA	NA	NA	NA	9,023 company-owned tractors 1,144 straight trucks 23,825 total trailers
		Rob Bowman, President, R+L Global Logistics Mike Shroyer, CFO	Operating units: R+L Carriers (regional and national LTL, expedited and crating services in the U.S. and Canada) R+L Global Logistics (air and ocean freight forwarding, warehousing and distribution, order fulfillment, transportation management, project logistics, trade show exhibits and high-value cargo transportation, intermodal, cross-border services, supply chain consulting, dry van and refrigerated TL, flatbed, expedited, intermodal) Roberts Truck Sales (equipment sales)								




¹ R+L Carriers revenue estimate is based on data provided by SJ Consulting Group.

Revenue and net income figures printed in black reflect 2024 financial results.

Numbers for previous year printed in BLUE.

NA = not available or not applicable

e = estimate




Rank 2025	Rank 2024		Revenue (000)		Revenue % Change	Net Income (000)		Net Income % Change	Employees		Equipment
			2024	2023		2024	2023		2024	2023	
NFI											
	15	Camden, N.J. <i>nfiindustries.com</i>	\$3,600,000	\$3,500,000	2.9	NA	NA	NA	18,200	17,300	3,550 company-owned tractors 1,300 owner-operator tractors 12,060 total trailers 11,100 dry van 860 temperature controlled 100 flatbed 300 containers 7,170 chassis 43 conestogas
		Sidney Brown , CEO Jeff Brown , Vice Chairman and Co-President Ike Brown , Vice Chairman and Co-President Steve Grabell , CFO	Operating units: NFI Transportation (dedicated contract carriage, dry van TL, refrigerated, flatbed/heavy specialized) NFI Distribution (warehousing and distribution, cross-docking, order fulfillment, contract packaging) NFI eCom (e-commerce fulfillment) NFI Integrated Logistics Solutions (intermodal/drayage, freight brokerage, consolidation, transportation management, BPO, consulting, engineering, air and ocean freight forwarding, international warehousing and consolidation, port services) NFI Port Services (port drayage, transloading, consolidation, deconsolidation, customs exams) NFI Real Estate (commercial and industrial real estate development and construction)								
Saia Inc.											
	18	Johns Creek, Ga. <i>saia.com</i>	\$3,209,074	\$2,881,433	11.4	\$362,065	\$354,857	2	15,000	14,000	6,600 company-owned tractors 26,200 total trailers
		Nasdaq: SAIA Frederick Holzgrebe , President and CEO Matthew Batteh , CFO Patrick Sugar , EVP, Operations	Operating units: Saia LTL Freight (regional and interregional LTL and TL, expedited) LinkEx Inc. (supply chain consulting, air and ocean freight forwarding, warehousing, commercial and residential delivery) Saia Logistics Services (transportation management, freight brokerage)								
Werner Enterprises											
	16	Omaha, Neb. <i>werner.com</i>	\$3,030,258	\$3,283,499	-7.7	\$33,570	\$112,290	-70.1	13,191	13,809	9,356 company-owned tractors 167 lease-to-own tractors 285 owner-operator tractors 228 straight trucks 25,495 total trailers 23,930 dry van 1,405 temperature controlled 160 flatbed 200 containers
		Nasdaq: WERN Derek Leathers , Chairman and CEO Nathan Meisgeier , President Eric Downing , COO Chris Wikoff , CFO Craig Callahan , CCO	Operating units: Werner Truckload Transportation Services (dry van and refrigerated TL, flatbed, expedited, dedicated contract carriage, cross-border services) Werner Logistics (truckload brokerage, freight management, intermodal and final mile) Werner Fleet Sales (used truck and trailer sales)								
Prime Inc.											
	20	Springfield, Mo. <i>primeinc.com</i>	\$2,474,403	\$2,520,027	-1.8	\$333,776	\$370,498	-9.9	4,956	4,535	864 company-owned tractors 8,425 lease-to-own tractors 392 owner-operator tractors 13,824 total trailers 11,685 temperature controlled 1,364 flatbed 775 tank
		Robert Low , CEO Darrel Hopkins , President Dean Hoedl , CFO Steve Wutke , SVP	Operating units: Prime Inc. (refrigerated TL, flatbed/heavy specialized, tank/bulk, dedicated contract carriage, intermodal, freight brokerage, trailer advertising) Prime Floral (transportation of flowers and plants, consolidation and distribution services) Pedigree Truck Sales (equipment sales) Success Leasing (equipment leasing)								

Revenue and net income figures printed in black reflect 2024 financial results.

Numbers for previous year printed in BLUE.





NA = not available or not applicable

e = estimate

Rank	Revenue (000)		Revenue % Change	Net Income (000)		Net Income % Change	Employees		Equipment		
	2025	2024		2024	2023		2024	2023		2024	2023
Kenan Advantage Group											
20	21	North Canton, Ohio <i>thekag.com</i>	\$2,363,408	\$2,406,635	-1.8	NA	NA	NA	10,000	10,000	5,950 company-owned tractors 250 lease-to-own tractors 1,400 owner-operator tractors 12,750 total trailers 12,750 tank
		(Omers Private Equity) Dennis Nash, Chairman Charlie DeLacey, CEO Grant Mitchell, President and COO	Operating units: KAG Energy (petroleum and chemical tank, propane, asphalt, renewable fuels, dedicated contract carriage) KAG Specialty Products (chemical tank, liquid and dry bulk, dedicated contract carriage, tank washing) KAG Food Products (liquid bulk food and beverage) KAG Merchant Gas (industrial gas) KAG Canada (liquid and dry bulk in Canada) KAG Logistics (transportation management, bulk transportaiton, freight payment and auditing, renewable fuel storage and transloading)								
Purolator¹											
21	19	Mississauga, Ontario <i>purolator.com</i>	2,011,679	1,965,185	2.4%	209,489	219,259	-4.5%	14,000	14,000	547 company-owned tractors 221 straight trucks 3,949 pickups and vans 1,040 total trailers 58 containers
		(Canada Post) John Ferguson, President and CEO	Operating units: Purolator Inc. (air and ground package delivery, air and ocean freight forwarding, regional and interregional LTL, expedited, customs brokerage, transportation management, warehousing and distribution, returned goods management, supply chain consulting) Purolator International (cross-border package and freight delivery, expedited)								
Evans Network of Cos.											
22	22	Schuylkill Haven, Pa. <i>evansdelivery.com</i>	\$1,871,000	\$2,038,000	-8.2	NA	NA	NA	NA	630	7,000 owner-operator tractors 1,000 total trailers 1,000 dry van
		Bo Bates, CEO Brian Frey, CFO	Operating units: ARC Transit, Evans Delivery (intermodal/drayage, freight brokerage) DM Transportation (transportation management) Greatwide Truckload Management (dry van TL, flatbed, intermodal/drayage, freight brokerage) New Age Transportation (freight brokerage) West Motor Freight, Packard Transport (dry van TL, flatbed, freight brokerage)								
Universal Logistics Holdings											
23	27	Warren, Mich. <i>universallogistics.com</i>	\$1,846,035	\$1,662,139	11.1	\$129,907	\$92,901	39.8	10,763	9,311	2,495 company-owned tractors 141 lease-to-own tractors 1,488 owner-operator tractors 49 straight trucks 10 pickups and vans 4,953 total trailers 4,387 dry van 8 temperature controlled 299 flatbed 38 tank 107 containers 221 wind blade trailers 3,059 chassis
		Nasdaq: ULH Tim Phillips, CEO Jude Beres, CFO	Operating units: Universal Truckload (dry van TL, flatbed/heavy specialized, temperature controlled, motor vehicle drive away, dedicated contract carriage, expedited, refrigerated, transportation management, freight brokerage, switching and yard management) Universal Brokerage (brokerage, customs brokerage and forwarding) Universal Intermodal (intermodal/drayage) Universal Dedicated (dedicated contract carriage) Universal Contract Logistics (material handling, consolidation, sequencing, sub-assembly, cross-dock services, kitting, repacking, warehousing, returnable container management)								
Southeastern Freight Lines²											
24	24	Lexington, S.C. <i>sefl.com</i>	\$1,700,000 ^e	\$1,686,340	0.8	NA	NA	NA	8,592	8,592	2,924 company-owned tractors 418 straight trucks 8,426 total trailers
		W.T. Cassels Jr., Chairman W. Tobin Cassels, President	Operating units: Southeastern Freight Lines (regional and interregional LTL and TL, final mile, international, assembly and distribution)								



¹ Purolator revenue and income converted to U.S. dollars based on average 2024 exchange rate.

² Southeastern Freight Lines revenue estimates are based on data provided by SJ Consulting Group.

Rank 2025	Rank 2024		Revenue (000)		Revenue % Change	Net Income (000)		Net Income % Change	Employees		Equipment
			2024	2023		2024	2023		2024	2023	
PS Logistics											
	28	Birmingham, Ala. <i>pslogistics.com</i> (Gamut Capital Management) Robbie Pike , Chairman Scott Smith , CEO Houston Vaughn , President Michael Patten , COO Brian Barze , CFO	\$1,650,000	\$1,700,000	-2.9	NA	NA	NA	3,500	3,600	2,500 company-owned tractors 1,750 lease-to-own tractors 750 owner-operator tractors 8,850 total trailers 400 dry van 250 temperature controlled 8,200 flatbed
			Operating units: P&S Transportation, Blair Logistics, Loudon Country Trucking, MTB Transport, HS Express, SEL Transport, DMT Trucking, Shelton Trucking, Diamond State Trucking (flatbed/heavy specialized) P&S Dedicated, Buddy Moore Trucking (dry van dedicated, flatbed) TA Services (freight brokerage, managed transportation and warehousing) Purdy Brothers Trucking (refrigerated)								
Ruan¹											
	23	Des Moines, Iowa <i>ruan.com</i> John Ruan IV , Chairman Ben McLean , CEO Jeff Harpole , COO Heidi Leavengood , CFO Marty Wadle , COO	\$1,639,676 ^e	\$1,706,219	-3.9	NA	NA	NA	5,000	5,000	3,782 company-owned tractors 84 straight trucks 5,663 total trailers 4,252 dry van 436 temperature controlled 437 flatbed 538 tank
			Operating units: Ruan Dedicated Contract Transportation (dedicated contract carriage, dry van TL, liquid and dry bulk, chemical tank, commercial delivery) Ruan Integrated Supply Chain Solutions (transportation management, freight brokerage, warehousing and distribution, product assembly and packaging, freight payment and audit, yard management, order fulfillment, returned goods management, commercial and residential delivery)								
Central Transport²											
	35	Warren, Mich. <i>centraltransport.com</i> (CenTra Inc.) Corey Thompson , COO	\$1,628,000 ^e	\$1,542,000 ^e	5.6	NA	NA	NA	NA	NA	4,010 lease-to-own tractors 50 straight trucks 11,877 total trailers
			Operating units: Central Transport (regional and interregional LTL)								
CRST The Transportation Solution²											
	25	Cedar Rapids, Iowa <i>crst.com</i> John Smith , Chairman Mike Gannon , President and CEO	\$1,597,000 ^e	\$1,668,000 ^e	-4.3	NA	NA	NA	NA	6,224	207 company-owned tractors 4,539 lease-to-own tractors 219 straight trucks 13,607 total trailers
			Operating units: Dedicated Solutions (dedicated contract carriage, refrigerated and dry van TL, LTL, warehousing, freight brokerage) Capacity Solutions (dry van and refrigerated TL, flatbed, expedited, intermodal/drayage, transportation management) Final Mile Solutions (final mile, logistics services, warehousing) Specialized Solutions (transportation of high-value goods and specialized commodities, commercial and residential delivery, warehousing and distribution, intermodal, home delivery & installation)								
Averitt Express											
	29	Cookeville, Tenn. <i>averitt.com</i> Gary Sasser , Chairman and CEO Barry Blakely , President and COO Johnny Fields , EVP and CFO	\$1,582,205	\$1,655,312	-4.4	NA	NA	NA	8,191	9,309	4,303 company-owned tractors 42 straight trucks 14,351 total trailers 14,146 dry van 9 temperature controlled 196 flatbed 986 chassis 1,164 forklifts
			Operating units: Averitt Express (regional and interregional LTL, flatbed, dry van and refrigerated TL, dedicated contract carriage, expedited, cross-border services, air and ocean freight forwarding, customs brokerage, freight brokerage, intermodal, warehousing and distribution, drayage, transloading, product assembly, transportation management, returned goods management, order fulfillment, commercial and residential delivery, supply chain consulting)								

¹ Ruan revenue is estimated by Transport Topics based on prior-year data and industry revenue trends.

² Central Transport and CRST revenue estimates are based on data provided by SJ Consulting Group.






Rank	2025		2024		Revenue (000)		Revenue	Net Income (000)		Net Income	Employees		Equipment
	2025	2024	2024	2023	% Change	2024	2023	% Change	2024	2023			
OnTrac Inc.¹													
30	30	Vienna, Va. <i>ontrac.com</i>	\$1,528,767 ^e	\$1,525,716 ^e	0.2	NA	NA	NA	NA	NA	NA	NA	NA
		(Greenbriar Equity Group) Will Manuel, Chairman Mike Duffy, CEO Mike Brown, CFO Michael Cannizzo, CCO	Operating units: LaserShip (residential and commercial package delivery primarily in the eastern United States) OnTrac (time-definite parcel delivery in eight Western states, international mail distribution, warehousing and distribution, packing and storage services)										
Day & Ross													
31	29	Hartland, New Brunswick <i>dayross.com</i>	\$1,498,420	\$1,529,000	-2	NA	NA	NA	8,468	8,258	794 company-owned tractors 650 lease-to-own tractors 1,778 owner-operator tractors 643 straight trucks 34 pickups and vans 9,023 total trailers 6,736 dry van 2,256 temperature controlled 31 flatbed 53 chassis		
		(McCain Foods) Bill Doherty, President and CEO Doug Tingley, COO Kevin Chase, CFO	Operating units: LTL/Truckload (domestic and cross-border LTL, dry van and refrigerated TL, flatbed/heavy specialized, dangerous goods) Dedicated Fleet Solutions (dedicated contract carriage, warehousing and distribution, kitting and assembly, returned goods management) Home Delivery (residential shipping, air and ground package delivery, order fulfillment) Logistics (over-the-road, intermodal, ocean & airfreight, drayage, project management, supply chain consulting)										
Anderson Trucking Service													
32	31	St. Cloud, Minn. <i>atsinc.com</i>	\$1,428,838	\$1,511,325	-5.5	NA	NA	NA	2,412	2,413	2,223 company-owned tractors 6,170 total trailers		
		Rollie Anderson, Chairman and CEO Brent Anderson, President Mike Lakmann, COO Paul Pfeiffer, CFO	Operating units: ATS Specialized, Warren Transport, Midwest Specialized Transportation, Prestera Trucking (flatbed/heavy specialized, military) ATS Inc. (dry van TL) ATS Logistics Services (transportation management, freight brokerage, warehousing and consolidation, packaging, pilot car services) Sureway Transportation (freight sales) SunBelt Xpress (transportation of furniture, residential and commercial delivery, expedited, LTL, freight brokerage) Iowa Loading Service, National Specialized Services (logistics services) Competitive Equipment Sales (equipment leasing) Transportation Trucking Insurance (insurance) QLine Trucking (flatbed/heavy specialized in Canada)										
Crete Carrier²													
33	32	Lincoln, Neb. <i>cretecarrier.com</i>	\$1,346,000 ^e	\$1,342,000	0.3	NA	NA	NA	NA	6,500	5,258 company-owned tractors 313 lease-to-own tractors 12,955 total trailers		
		Tonn Ostergard, Chairman and CEO Tim Aschoff, President and COO Erick Kutter, President, Shaffer Trucking Winston Ostergard, President, Hunt Transportation	Operating units: Crete Carrier Corp. (dry van TL, dedicated contract carriage) Shaffer Trucking (refrigerated TL, dedicated contract carriage) Hunt Transportation (flatbed/heavy specialized)										

¹ OnTrac Inc. revenue is estimated by Transport Topics based on prior-year data and industry revenue trends.

² Crete Carrier revenue estimate is based on data provided by SJ Consulting Group.

Rank	2025	2024	Revenue (000)		Revenue % Change	Net Income (000)		Net Income % Change	Employees		Equipment
			2024	2023		2024	2023		2024	2023	
Lynden¹											
34	37	Anchorage, Alaska <i>lynden.com</i>	\$1,195,787 ^e	\$1,193,400 ^e	0.2	NA	NA	NA	NA	2,519	629 company-owned tractors 105 lease-to-own tractors 52 straight trucks 2,445 total trailers
		Jim Jansen, Chairman Paul Grimaldi, President, Lynden Transport	Operating units: Alaska Marine Lines, Aloha Marine Lines (barge) Alaska West Express (chemical and petroleum tank, intermodal, dry bulk, flatbed/heavy specialized, oil field services) Bering Marine (contract marine carriage and services) LTI Inc. (liquid and dry bulk) Lynden Air Cargo (airfreight) Lynden Healthcare (healthcare logistics services) Lynden Logistics (transportation management, dedicated contract carriage) Lynden Oilfield Services (oilfield services, project logistics) Lynden Training Center (hazardous materials response training) Lynden Transport (dry van and refrigerated TL, flatbed/heavy specialized, LTL) Milky Way (liquid bulk)								
Covenant Logistics Group											
35	40	Chattanooga, Tenn. <i>covenanttransport.com</i>	\$1,131,476	\$1,103,573	2.5	\$35,921	\$55,229	-35	5,230	4,904	2,546 company-owned tractors 26 pickups and vans 2,012 total trailers 1,722 dry van 290 temperature controlled 196 chassis
		NYSE: CVLG David Parker, Chairman and CEO Paul Bunn, President Dustin Koehl, COO Tripp Grant, CFO	Operating units: Covenant Logistics Group (dry van and refrigerated TL, expedited, dedicated contract carriage, intermodal/drayage, transportation and management services, shuttle and switching services, warehousing, freight brokerage, supply chain services)								
Bennett Family of Cos.¹											
36	39	McDonough, Ga. <i>bennettig.com</i>	\$1,129,603 ^e	\$1,127,348	0.2	NA	NA	NA	1,215	1,215	294 company-owned tractors 3,205 owner-operator tractors 459 pickups and vans 3,345 total trailers 961 dry van 2 temperature controlled 1,254 flatbed 75 containers 43 chassis
		Marcia Taylor, Chairman and CEO David Pittman, President and CFO David Lowry, CEO, Transportation Group	Operating units: Bennett Motor Express, Ace Doran Hauling & Rigging (flatbed/heavy specialized, oil and gas services) Bennett Heavy & Specialized (secure government freight, arms, ammunition and explosives) Bennett Truck Transport (specialized building transportation services) Bennett DriveAway (truck, bus and recreational vehicle and RV trailer delivery, power-only hauling service) Bennett Distribution Services (warehousing and distribution, transportation management) Bennett International Transport (air and ocean freight forwarding, customs brokerage) Bennett International Logistics (freight brokerage, supply chain consulting, freight management) Bennett On-Site Services (oilfield heavy lift and rigging services) BridgeHaul (logistics and technology solutions)								
Forward Air											
37	41	Greenville, Tenn. <i>forwardair.com</i>	\$1,115,163	\$1,096,958	1.7	(\$816,969)	\$167,351	NA	6,319	4,014	325 tractors 716 straight trucks 5,346 total trailers
		Nasdaq: FWRD Shawn Stewart, CEO Jamie Pierson, CFO Eric Brandt, CCO	Operating units: Forward Air Expedited (air/expedited, dry van and refrigerated TL and LTL, consolidation, customs brokerage, final mile, dedicated contract carriage, warehousing) Forward Air Intermodal (intermodal/drayage, dedicated contract carriage, warehousing) Omni Logistics (logistics and supply chain services, freight forwarding, distribution, customs brokerage)								

¹ Lynden and Bennett Family of Cos. revenues are estimated by Transport Topics based on prior-year data and industry revenue trends.

Rank 2025	Rank 2024		Revenue (000)		Revenue % Change	Net Income (000)		Net Income % Change	Employees		Equipment
			2024	2023		2024	2023		2024	2023	
Western Express¹											
38	44	Nashville, Tenn. <i>westernexp.com</i>	\$1,062,000 ^e	\$1,054,000 ^e	0.8	NA	NA	NA	NA	5,300	3,600 company-owned tractors 10,259 total trailers
		Paul Wieck, Chairman and CEO Crissy Wieck, Co-President Paul Wieck II, Co-President Kathryn Wouters, CFO Rob Welhoelter, CLO	Operating units: Western Express (dry van and flatbed TL, freight brokerage)								
Heartland Express											
39	36	North Liberty, Iowa <i>heartlandexpress.com</i>	\$1,047,511	\$1,207,458	-13.2	(\$29,722)	\$14,775	NA	5,220	6,320	4,918 company-owned tractors 486 lease-to-own tractors 16,725 total trailers
		Nasdaq: HTLD Michael Gerdin, Chairman, President and CEO Christopher Strain, CFO	Operating units: Heartland Express (dry van and refrigerated TL, dedicated contract carriage, freight brokerage) CFI (dry van TL, regional and longhaul temperature-controlled transport) Smith Transport, Millis Transfer (dry van TL)								
Dayton Freight Lines											
40	45	Dayton, Ohio <i>daytonfreight.com</i>	\$1,024,836	\$1,019,411	0.5	\$165,667	\$197,440	-16.1	4,372	4,441	2,023 company-owned tractors 186 straight trucks 11 pickups and vans 5,568 total trailers 5,568 dry van
		Thomas Cronin Jr., President and CEO Anthony Rocco, COO Cliff Bishop, CFO Michael Cronin, EVP	Operating units: Dayton Freight Lines (regional LTL)								
KLLM Transport Services											
41	43	Richland, Miss. <i>kllm.com</i>	\$1,003,119	\$1,057,251	-5.1	NA	NA	NA	NA	NA	2,730 company-owned tractors 3,800 total trailers 3,800 temperature controlled 2,000 containers
		Jim Richards, President and CEO	Operating units: KLLM Inc. (refrigerated TL, dedicated contract carriage, expedited, intermodal) KLLM Logistics Services (expedited TL and LTL, airfreight, commercial delivery, freight brokerage) Frozen Food Express (refrigerated LTL, dedicated contract carriage) Equipment Solutions (equipment leasing) KLLM Driving Academy (driver training)								
C.R. England¹											
42	42	Salt Lake City <i>crengland.com</i>	\$1,000,000 ^e	\$1,089,000 ^e	-8.2	NA	NA	NA	NA	6,500	2,119 company-owned tractors 2,135 lease-to-own tractors 8,936 total trailers
		Dan England, Chairman Chad England, CEO Josh England, President Zach England, COO Jason Beardall, CEO, England Logistics	Operating units: C.R. England (refrigerated and dry van TL, flatbed, dedicated contract carriage, intermodal, cross-border services) England Logistics (freight brokerage, air and ocean freight forwarding, intermodal, dry and refrigerated LTL, parcel, transportation management, supply chain consulting, facility engineering, warehousing and distribution) England Carrier Services (financial services, fuel and equipment sales, maintenance and compliance services) Premier Truck Driving Schools (driver training)								





¹ Western Express and C.R. England revenue estimates are based on data provided by SJ Consulting Group.

Revenue and net income figures printed in black reflect 2024 financial results.

Numbers for previous year printed in BLUE.

NA = not available or not applicable

e = estimate

Rank	Rank		Revenue (000)		Revenue	Net Income (000)		Net Income	Employees		Equipment
	2025	2024	2024	2023	% Change	2024	2023	% Change	2024	2023	
UniGroup											
43	34	Fenton, Mo. <i>unigroup.com</i>	\$992,616	\$1,235,924	-19.7	NA	NA	NA	539	598	2,670 company-owned tractors 1,972 straight trucks 85 pickups and vans 4,442 total trailers 4,426 dry van 2 temperature controlled 14 flatbed
		Gary Quintalino, Chairman Kevin Krakora, CEO Charles Cunningham, COO Jordan Scott, CFO	Operating units: United Van Lines, Mayflower Transit (household goods, commercial and industrial moving and storage, storage containers, vehicle delivery, high-value products, trade show exhibits, warehousing) UniGroup Worldwide (domestic and international household goods moving, air and ocean freight forwarding) UniGroup Logistics (warehousing and distribution, flatbed/heavy specialized, installation of furniture, fixtures and electronic equipment, project management) Allegiant Move Management (government and commercial household goods moving and storage) Trans Advantage (equipment sales and service) Move Rescue (consumer assistance security service)								
Mullen Group¹											
44	47	Okotoks, Alberta <i>mullen-group.com</i>	\$990,803	\$989,259	0.2	\$81,971	\$101,259	-19	5,177	4,621	1,746 company-owned tractors 627 owner-operator tractors 814 straight trucks 385 pickups and vans 6,784 total trailers 981 containers 191 railway cars
		TSX: MTL Murray Mullen, Chairman, President and CEO Carson Urlacher, CFO Richard Maloney, COO Joanna Scott, CCO	Operating units: APPS Cargo Terminals, APPS Cartage, Argus Carriers, Gardewine Group, Grimshaw Trucking, Hi-Way 9 Express, Jay's Transportation Group, Number 8 Freight, Pacific Coast Express, West Direct Express, Willy's Trucking Service (regional LTL) Bandstra Transportation Systems, Caneda Transport, Cascade Carriers, Containerworld Forwarding Services, DWS Logistics, International Warehousing & Distribution, Kleysen Group, Mullen Trucking, Payne Transportation, Tenold Transportation, Tri Point Intermodal Services (dry van and refrigerated TL and LTL, intermodal/drayage, warehousing and logistics)								
Pitt Ohio Transportation Group											
45	49	Pittsburgh <i>pittohio.com</i>	\$971,441	\$944,742	2.8	NA	NA	NA	5,339	5,424	1,982 company-owned tractors 978 straight trucks 52 pickups and vans 4,698 total trailers 3,251 dry van 1,447 temperature controlled 19 chassis
		Chuck Hammel III, President James Fields, COO Jonathan Edwards, CFO	Operating units: Pitt Ohio (regional and interregional LTL, expedited, assembly and distribution, warehousing, supply chain consulting, information technology) Pitt Ohio Supply Chain (fleet management, intermodal/drayage, warehousing and distribution) Dohrn Transfer (regional and interregional LTL, expedited, warehousing and distribution) Ross Express (regional and interregional LTL, distribution, assembly, consolidation, freight brokerage)								
Marten Transport											
46	38	Mondovi, Wis. <i>marten.com</i>	\$963,708	\$1,131,455	-14.8	\$26,922	\$70,373	-61.7	3,776	4,213	2,918 company-owned tractors 88 owner-operator tractors 5,440 total trailers 2,302 dry van 3,138 temperature controlled 786 containers
		Nasdaq: MRTN Randy Marten, Chairman Timothy Kohl, CEO Douglas Petit, President Adam Phillips, COO James Hinnendael, CFO Randy Baier, CTO	Operating units: Marten Transport Services (refrigerated and dry van TL, dedicated contract carriage, intermodal/drayage, freight brokerage)								

¹ Mullen Group revenue and income is converted to U.S. dollars based on average 2024 exchange rate.

Revenue and net income figures printed in black reflect 2024 financial results.

Numbers for previous year printed in BLUE.

NA = not available or not applicable

e = estimate

Rank 2025	Rank 2024		Revenue (000)		Revenue % Change	Net Income (000)		Net Income % Change	Employees		Equipment
			2024	2023		2024	2023		2024	2023	
Bridgeway Connects											
47	Not Ranked	Moon Township, Pa. <i>bridgeway.io</i> Bridgeway Bruce McAdams, Chairman Andrew Coolidge, CEO	\$959,333	\$945,065	1.5	NA	NA	NA	379	422	36 company-owned tractors 132 lease-to-own tractors 1,265 owner-operator tractors 1,546 total trailers 102 dry van 108 temperature controlled 1,306 flatbed 30 tank 478 chassis
R&R Family of Cos.											
48	52	Pittsburgh <i>shiprrex.com</i> R&R FAMILY OF COMPANIES Richard Francis, President and CEO Raymond Francis, COO Brian Golden, CFO Nate Lourie, CRO	\$959,000	\$887,000	8.1	NA	NA	NA	715	783	928 company-owned tractors 214 owner-operator tractors 896 total trailers 559 dry van 36 temperature controlled 296 flatbed 5 tank
Atlas World Group											
49	50	Evansville, Ind. <i>atlasworldgroupinc.com</i> Atlas Jack Griffin, Chairman and CEO Stacie Banks, CFO	\$930,000	\$904,600	2.8	\$8,200	\$2,000	310	584	630	10 company-owned tractors 13 lease-to-own tractors 783 owner-operator tractors 1,072 straight trucks 396 pickups and vans 3,337 total trailers 3,275 dry van 29 temperature controlled 33 flatbed
10 Roads Express¹											
50	48	Carter Lake, Iowa <i>10roadsexpress.com</i> 10 ROADS EXPRESS Tom Crimmins, CEO Rico Prestia, COO	\$924,665 ^e	\$962,180 ^e	-3.9	NA	NA	NA	NA	5,583	3,500 company-owned tractors 5,000 total trailers
Bison Transport											
51	46	Winnipeg, Manitoba <i>bisontransport.com</i> Bison (James Richardson & Sons) Don Streuber, Chairman Mike Ludwick, President and CEO Steve Zokvic, COO Hans Andersen, CFO	\$908,034	\$1,003,153	-9.5	NA	NA	NA	4,166	4,486	1,600 company-owned tractors 875 owner-operator tractors 9,160 total trailers 6,530 dry van 2,375 temperature controlled 255 flatbed 1,110 containers 95 chassis

¹ 10 Roads Express revenue is estimated by Transport Topics based on prior-year data and industry revenue trends.

Revenue and net income figures printed in black reflect 2024 financial results.

Numbers for previous year printed in BLUE.

NA = not available or not applicable

e = estimate

TRANSPORT TOPICS Top 100 For-Hire Carriers is sponsored online by The DDC Group and Maven






Rank 2025	Rank 2024		Revenue (000)		Revenue % Change	Net Income (000)		Net Income % Change	Employees		Equipment
			2024	2023		2024	2023		2024	2023	
Quantix Supply Chain Solutions											
52	64	The Woodlands, Texas <i>quantixscs.com</i> Quantix Mark Holden, Chairman John Labrie, President and CEO Nate Gesse, COO Jason Bates, CFO	\$865,700	\$820,300	5.5	NA	NA	NA	NA	2,262	1,190 company-owned tractors 706 owner-operator tractors 3,425 total trailers 210 dry van 3,215 tank 418 chassis
Operating units:			Quantix Managed Solutions (logistics services, freight brokerage, transportation management) Quantix Transportation (dry and liquid bulk, dry van, intermodal/drayage) Quantix Enhanced Services (in-plant services, resin enhancement) Quantix Distribution Centers (warehousing, distribution) Quantix Export/Import Services (packaging, plastic resin handling) Quantix Environmental (waste recovery and disposal)								
IMC Logistics											
53	33	Collierville, Tenn. <i>imcc.com</i> IMC Mark H. George, Chairman Joel Henry, CEO Ted Showalter, CFO	\$852,500	\$859,429	-0.8	NA	NA	NA	2,952	2,940	842 company-owned tractors 1,286 owner-operator tractors 150 total trailers 150 dry van 15,000 chassis
Operating units:			IMC Logistics (intermodal/drayage, transloading, warehousing, equipment storage, expedited services)								
Quality Carriers											
54	51	Tampa, Fla. <i>qualitycarriers.com</i> QC Quality Carriers Randy Strutz, President Christopher Garrand, CFO Don Benoit, VP, Operations Scott Hunt, VP, Fleet Operations	\$851,000	\$887,000	-4.1	NA	NA	NA	3,000	3,000	649 company-owned tractors 1,983 lease-to-own tractors 8,382 total trailers
Operating units:			Quality Carriers (chemical tank, liquid and dry bulk) QC Intermodal (intermodal, heavy haul/bulk, chemical) QC Multimodal (rail and truck transportation) Quality Bulk Logistics (third-party logistics services)								
Canada Cartage											
55	59	Mississauga, Ontario <i>canadacartage.com</i> CANADA CARTAGE (Nautic Partners) Jeff Lindsay, President and CEO, Canada Cartage Richard Lafreniere, President and CEO, The GTI Group	\$824,236 ^e	\$921,000 ^e	-10.5	NA	NA	NA	4,712	NA	4,000 tractors and trailers
Operating units:			Canada Cartage (dedicated contract carriage, dry van TL and LTL, expedited, home delivery and installation services, drayage, freight management, customs brokerage) CCLS (warehousing, eCommerce fulfillment, managed transportation) CCS Final Mile (home/specialized delivery) Speedee (refrigerated, brokerage, LTL, FTL, dedicated) The GTI Group (transportation management, heavy haul/specialized, freight forwarding, intermodal/drayage, warehousing)								
A. Duie Pyle											
56	57	West Chester, Pa. <i>aduiepile.com</i> A. Duie PYLE Peter Latta, Chairman and CEO	\$824,000	\$774,000	6.5	NA	NA	NA	4,153	4,120	1,862 company-owned tractors 18 owner-operator tractors 212 straight trucks 3,202 total trailers 2,177 dry van 901 temperature controlled 106 flatbed 18 tank 36 containers
Operating units:			A. Duie Pyle (regional LTL, dry van TL, dedicated contract carriage, freight brokerage, warehousing, assembly and distribution, port services, transloading)								

Revenue and net income figures printed in black reflect 2024 financial results.

Numbers for previous year printed in BLUE.

NA = not available or not applicable

e = estimate

Rank	2025		2024		Revenue (000)		Revenue	Net Income (000)		Net Income	Employees		Equipment
	2025	2024	2024	2023	2024	2023	% Change	2024	2023	% Change	2024	2023	
Stevens Transport													
57	53	Dallas	\$782,880	\$814,000	-3.8	\$82,415	\$118,900	-30.7	3,635	3,650	2,500 company-owned tractors 4,420 total trailers 4,300 dry van 120 tank		
		stevenstransport.com Steve Aaron, Chairman and CEO Clay Aaron, President Todd Aaron, Vice Chairman Richie Henderson, CFO	Operating units: Stevens Transport (refrigerated and dry van TL, intermodal, dedicated contract carriage, transloading, transportation management)										
Hirschbach Motor Lines¹													
58	55	Dubuque, Iowa	\$777,000 ^e	\$808,000 ^e	-3.8	NA	NA	NA	NA	2,624	1,518 company-owned tractors 2,296 lease-to-own tractors 6,835 total trailers		
		hirschbach.com Brad Pinchuk, Chairman Richard Stocking, President and CEO Andrew Hadland, CFO Tim Guin, CCO	Operating units: Hirschbach Motor Lines (refrigerated TL and LTL, dedicated contract carriage, yard management) Hirschbach Solutions (third-party logistics services, freight brokerage) John Christner Trucking (refrigerated TL, freight brokerage)										
Manitoulin Group of Cos.²													
59	58	Gore Bay, Ontario	\$759,516 ^e	\$758,000 ^e	0.2	NA	NA	NA	NA	NA	NA		
		manitoulintransport.com Gord Smith, Chairman Jeff King, President, Manitoulin Transport	Operating units: Manitoulin Transport (dry van TL, LTL, intermodal, dedicated contract carriage) Manitoulin Logistics (supply chain services) Manitoulin Global Forwarding (air and ocean forwarding, supply chain management) Manitoulin Warehousing and Distribution (warehousing, distribution, inventory management) Near North Customs Brokers (cross-border services) Cratex Industries (packaging, export services) Expedite Plus (air and ground expedited)										
United Road Services²													
60	60	Plymouth, Mich.	\$737,708 ^e	\$736,236 ^e	0.2	NA	NA	NA	2,000	1,837	1,121 company-owned tractors 676 lease-to-own tractors 1,915 total trailers		
		unitedroad.com Ryan Kraft, CEO Dave Gann, CFO	Operating units: United Road Services, URS Midwest, Pilot Transport (vehicle hauling) United Road Logistics (logistics services)										
RoadOne IntermodalLogistics													
61	56	Randolph, Mass.	\$725,000	\$795,000	-8.8	NA	NA	NA	3,130	3,200	121 company-owned tractors 348 lease-to-own tractors 1,945 owner-operator tractors 36 straight trucks 21 pickups and vans 2,467 total trailers 3,130 chassis		
		roadone.com Ken Kellaway, Chairman, President and CEO Don Ingersoll, COO David McLaughlin, CFO	Operating units: RoadOne IntermodalLogistics (regional TL, intermodal/drayage, dedicated contract carriage, yard management) RoadOne LogisticSolutions (freight brokerage)										

¹ Hirschbach Motor Lines revenue estimate is based on data provided by SJ Consulting Group.






² Manitoulin Group of Cos. and United Road Services revenues are estimated by Transport Topics based on prior-year data and industry revenue trends.

Revenue and net income figures printed in black reflect 2024 financial results.

Numbers for previous year printed in BLUE.

NA = not available or not applicable

e = estimate

Rank 2025	Rank 2024		Revenue (000)		Revenue % Change	Net Income (000)		Net Income % Change	Employees		Equipment
			2024	2023		2024	2023		2024	2023	
PAMT Corp.											
62	54	Tontitown, Ark. <i>pamtransport.com</i> Nasdaq: PAMT Matthew Moroun , Chairman, Interim President and CEO Lance Stewart , CFO	\$714,646	\$810,807	-11.9	(\$31,795)	\$18,416	NA	2,304	2,530	1,703 company-owned tractors 519 owner-operator tractors 8,703 total trailers
			Operating units: P.A.M. Transport (dry van TL, intermodal/drayage, expedited, transportation management, cross-border services, freight brokerage)								
TMC Transportation¹											
63	61	Des Moines, Iowa <i>tmctrans.com</i> Mike Crist , EVP, Logistics	\$677,352 ^e	\$676,000 ^e	0.2	NA	NA	NA	NA	NA	3,735 company-owned tractors 145 lease-to-own tractors 5,145 total trailers
		 An Employee-Owned Company	Operating units: TMC Transportation (flatbed/heavy specialized, dedicated contract carriage)								
Mercer Transportation¹											
64	65	Louisville, Ky. <i>mercerc-trans.com</i> Dave Corum , General Manager	\$648,294 ^e	\$647,000 ^e	0.2	NA	NA	NA	400	266	1,775 owner-operator tractors 2,379 total trailers
			Operating units: Mercer Transportation (flatbed/heavy specialized, dry van TL, freight brokerage)								
Mesilla Valley Transportation											
65	73	Las Cruces, N.M. <i>m-v-t.com</i> Royal Jones , CEO George Chasteen , COO Dean Rigg , CFO	\$639,000	\$446,000 ^e	43.3	NA	NA	NA	3,049	2,000	1,800 company-owned tractors 136 owner-operator tractors 6,475 total trailers 6,475 dry van
			Operating units: Mesilla Valley Transportation (dry van TL) MVT Logistics (cross-border, intermodal/drayage, TL, freight brokerage, warehousing and distribution, includes operations of the former J.H. Rose Logistics and Stagecoach Cartage and Distribution) Verde Logistics (third-party logistics services) Border International, Idealease, MVT Solutions, R Leasing (equipment sales and leasing)								
Fastfrate Group											
66	62	Woodbridge, Ontario <i>fastfrate.com</i> (Tepper Holdings) Ron Tepper , Chairman Manny Calandrino , CEO Leonard Wyss , CFO	\$627,612	\$674,167	-6.9	NA	NA	NA	4,700	4,900	1,200 company-owned tractors 85 lease-to-own tractors 1,400 owner-operator tractors 185 straight trucks 55 pickups and vans 3,846 total trailers 3,500 dry van 224 temperature controlled 120 flatbed 2 tank 400 containers 565 chassis
			Operating units: Fastfrate (LTL, intermodal and dry van TL, warehousing and distribution, brokerage) Canada Drayage Inc. (drayage, dedicated contract carriage, transloading) Fastfrate Integrated Logistics (supply chain management, brokerage, warehousing and distribution) ASL Distribution Services (warehousing and distribution, final mile) Challenger Motor Freight (full TL, crossborder shipping) Precision Parcel & Package Deliveries (parcel delivery)								

¹ TMC Transportation and Mercer Transportation revenues are estimated by Transport Topics based on prior-year data and industry revenue trends.






Revenue and net income figures printed in black reflect 2024 financial results.

Numbers for previous year printed in BLUE.

NA = not available or not applicable

e = estimate

TRANSPORT TOPICS Top 100 For-Hire Carriers is sponsored online by The DDC Group and Maven

Rank			Revenue (000)		Revenue	Net Income (000)		Net Income	Employees		Equipment
2025	2024		2024	2023	% Change	2024	2023	% Change	2024	2023	
FirstFleet¹											
67	66	Murfreesboro, Tenn. <i>firstfleetinc.com</i>	\$585,249 ^e	\$609,000 ^e	-3.9	NA	NA	NA	3,500	3,700	2,520 company-owned tractors 11,430 total trailers
		David Beeny, Chairman Mary Beth Wilson, CEO Daniel Piper, President Mark McKnight, CFO	Operating units: FirstFleet (dedicated contract carriage, dry van TL, supply chain services)								
Trimac Transportation¹											
68	67	Calgary, Alberta <i>trimac.com</i>	\$575,817 ^e	\$574,668 ^e	0.2	NA	NA	NA	3,400	3,400	2,200 company-owned tractors 5,000 total trailers
		Matt Faure, President and CEO Ryan Collinge, COO	Operating units: Trimac Transportation (chemical and petroleum tank, liquid and dry bulk, pressurized gases in Canada and the United States) National Tank Services (tank cleaning, equipment maintenance) Bulk Plus Logistics (transportation management, warehousing, freight brokerage, bulk transfer and storage, inventory management) Trimac Equipment Sales (equipment sales)								
Roehl Transport¹											
69	68	Marshfield, Wis. <i>roehltransport.com</i>	\$575,148 ^e	\$574,000 ^e	0.2	NA	NA	NA	2,933	2,933	2,200 company-owned tractors 5,800 total trailers
		Rick Roehl, CEO Kimberly Maes, President, Flatbed and Specialized	Operating units: Roehl Transport (dry van TL, flatbed/heavy specialized, dedicated contract carriage) Roehl Refrigerated Transport (refrigerated TL, warehousing) Roehl Logistics (freight brokerage)								
Foodliner/Quest Liner											
70	69	Dubuque, Iowa <i>foodliner.com, questliner.com</i>	\$562,564	\$556,975	1	NA	NA	NA	1,682	1,684	1,233 company-owned tractors 257 owner-operator tractors 3,097 total trailers 3,097 tank
		(McCoy Group) Greg McCoy, CEO Jon Sarrazin, President Mike O'Connor, COO C.J. Krapfl, CFO	Operating units: Foodliner Inc. (dry and liquid bulk) Quest Liner (chemical tank, dry and liquid bulk)								
Heniff Transportation Systems¹											
71	70	Oak Brook, Ill. <i>heniff.com</i>	\$548,222 ^e	\$547,128 ^e	0.2	NA	NA	NA	2,000	2,000	264 company-owned tractors 1,656 lease-to-own tractors 4,897 total trailers
		Robert Heniff, CEO Stephen Lowman, President Scott Templeman, COO Michael Hansen, CFO	Operating units: Heniff Transportation Systems, Carry Transit, Miller Transporters, Premier Bulk Systems (liquid and dry bulk, chemical and food, tank, transloading) Heniff Logistics (transportation management, cross-border services, transloading) Total Clean (tank cleaning)								

¹ FirstFleet, Trimac Transportation, Roehl Transport and Heniff Transportation Systems revenues are estimated by Transport Topics based on prior-year data and industry revenue trends.





Revenue and net income figures printed in black reflect 2024 financial results.

Numbers for previous year printed in BLUE.

NA = not available or not applicable

e = estimate

TRANSPORT TOPICS Top 100 For-Hire Carriers is sponsored online by The DDC Group and Maven

Rank			Revenue (000)		Revenue	Net Income (000)		Net Income	Employees		Equipment
2025	2024		2024	2023	% Change	2024	2023	% Change	2024	2023	
Transervice Logistics/Lily Transportation											
72	Not Ranked	Lake Success, N.Y. & Needham, Mass. <i>transervice.com, lily.com</i> Gregg Nierenberg , President and CEO Gino Fontana , COO, Transervice Logistics Mike Stanton , COO, Lily Transportation Alex Lafaras , CFO	\$501,000	\$519,000	-3.5	NA	NA	NA	2,895	2,616	1,408 company-owned tractors 29 straight trucks 20 pickups and vans 5,356 total trailers 3,648 dry van 1,676 temperature controlled 21 flatbed 11 tank
		Operating units: Transervice Logistics (dedicated contract carriage, equipment leasing and maintenance, freight management) Lily Transportation (dedicated contract carriage, freight brokerage)									
PGT Holdings											
73	75	Aliquippa, Pa. <i>pgttrucking.com</i> Patrick Gallagher , Chairman and CEO Gregg Troian , President Chad Marsilio , COO Luis Guzman , CFO	\$470,238	\$425,089	10.6	NA	NA	NA	661	619	637 company-owned tractors 578 owner-operator tractors 10 pickups and vans 2,194 total trailers 67 dry van 2,087 flatbed 40 tank
		Operating units: PGT Trucking (flatbed, dedicated contract carriage) PGT Services (freight brokerage) Liedtka Logistics (flatbed) Southern Pines Trucking (cryogenic, tank, heavy haul/specialized)									
ContainerPort Group¹											
74	72	Cleveland <i>containerport.com</i> (World Group) Joey Palmer , President Glenn Fehribach , CFO, World Group Jim Sledd , SVP Jonathan Urban , EVP, Operations	\$469,116 ^e	\$468,180 ^e	0.2	NA	NA	NA	NA	450	1,361 owner-operator tractors 85,457 total trailers
		Operating units: ContainerPort Group (intermodal/drayage, domestic TL, brokerage, container yard services)									
Maverick Transportation											
75	76	North Little Rock, Ark. <i>maverickusa.com</i> Steve Williams , Chairman John Culp , President	\$451,500	\$450,500	0.2	NA	NA	NA	2,300	2,170	1,687 company-owned tractors 42 owner-operator tractors 2,546 total trailers 2,546 flatbed
		Operating units: Maverick Transportation (flatbed/heavy specialized, dry van TL, ocean, dedicated contract carriage) Maverick Logistics (freight brokerage)									






¹ ContainerPort Group revenue is estimated by Transport Topics based on prior-year data and industry revenue trends.

Revenue and net income figures printed in black reflect 2024 financial results.

Numbers for previous year printed in BLUE.

NA = not available or not applicable

e = estimate

Rank			Revenue (000)		Revenue	Net Income (000)		Net Income	Employees		Equipment
2025	2024		2024	2023	% Change	2024	2023	% Change	2024	2023	
USA Truck¹											
	74	Van Buren, Ark. <i>dbschenker.com</i> (DSV A/S) Jochen Thewes, CEO, DB Schenker George Henry, EVP, Land Transport, Americas Christian Drenthen, Board Member, Land Transport	\$443,886 ^e	\$443,000 ^e	0.2	NA	NA	NA	2,231	NA	1,254 company-owned tractors 281 owner-operator tractors
		Operating units: USA Truck (dry van TL, intermodal/drayage, dedicated contract carriage)									
Beemac Trucking											
	77	Ambridge, Pa. <i>beemactrucking.com</i> Mike Presto, CEO Kristine Campsie, CFO Richard Casoli, President, Beemac Logistics	\$440,000 ^e	\$415,120 ^e	6	NA	NA	NA	143	260	NA
		Operating units: Beemac Trucking (flatbed/heavy specialized, TL, LTL) Beemac Logistics (logistics) Beemac Port Services (intermodal/drayage) Beemac CNG Fueling Stations (compressed natural gas fueling stations)									
Roadrunner Freight²											
	78	Downers Grove, Ill. <i>shiproadrunnerfreight.com</i> Chris Jamroz, Chairman and CEO Tomasz Jamroz, President and COO Kevin Westberg, CFO	\$436,000 ^e	\$410,000 ^e	6.3	NA	NA	NA	1,250	1,250	613 company-owned tractors 310 straight trucks 2,054 total trailers
		Operating units: Roadrunner Freight (regional and interregional LTL)									
Bay and Bay Transportation											
	82	Eagan, Minn. <i>bayandbay.com</i> Sam Anderson, CEO Justin Johnson, President	\$407,000	\$357,000	14	NA	NA	NA	650	600	385 company-owned tractors 230 lease-to-own tractors 105 owner-operator tractors 1,450 total trailers 200 dry van 1,250 temperature controlled 40 chassis
		Operating units: Bay and Bay Transportation (freight brokerage, intermodal/drayage, transportation management, warehousing, cross-border services) Bay and Bay Transfer (refrigerated TL, dedicated contract carriage)									
Daylight Transport²											
	81	Cypress, Calif. <i>dylt.com</i> Richard Breen, CEO Greg Steele, President	\$393,000 ^e	\$374,000 ^e	5.1	NA	NA	NA	NA	400	265 company-owned tractors 185 lease-to-own tractors 148 straight trucks 663 total trailers
		Operating units: Daylight Transport (regional and interregional LTL, expedited, warehousing and distribution, order fulfillment)									

¹ USA Truck revenue is estimated by Transport Topics based on prior-year data and industry revenue trends.






² Roadrunner Freight and Daylight Transport revenue estimates are based on data provided by SJ Consulting Group.

Revenue and net income figures printed in black reflect 2024 financial results.






Numbers for previous year printed in BLUE.

NA = not available or not applicable

e = estimate

Rank			Revenue (000)		Revenue % Change	Net Income (000)		Net Income % Change	Employees		Equipment
2025	2024		2024	2023		2024	2023		2024	2023	
Koch Cos.¹											
81	80	Minneapolis <i>kochtrucking.com</i> Randy Koch, CEO	\$390,930 ^e	\$390,150 ^e	0.2	NA	NA	NA	NA	NA	850 company-owned tractors 2,000 total trailers
		Operating units: Koch Trucking (dry van TL, flatbed/heavy specialized, dedicated contract carriage, boat transportation, intermodal drayage) Koch NationaLease, United Trailer Leasing (equipment leasing and rental, contract maintenance) Koch Logistics, JBS Logistics, DCMI (freight brokerage, transportation management, warehousing and distribution) Koch Maritime (ocean freight forwarding)									
Melton Truck Lines											
82	83	Tulsa, Okla. <i>meltontruck.com</i> Bob Peterson, Chairman and CEO Russ Elliott, COO Robert Ragan, CFO	\$375,273	\$414,469	-9.5	NA	NA	NA	1,848	1,753	1,559 company-owned tractors 2,379 total trailers 2,379 flatbed
		Operating units: Melton Truck Lines (flatbed/heavy specialized) Melton Logistics (freight brokerage, transportation management) Liberty Truck and Trailer Leasing and Sales (equipment sales and leasing)									
Oak Harbor Freight Lines											
83	88	Auburn, Wash. <i>oakh.com</i> Ed Vander Pol, Chairman Eric Vander Pol, Co-President Dan Vander Pol, Co-President	\$362,000	\$330,000	9.7	NA	NA	NA	1,955	1,693	919 company-owned tractors 75 straight trucks 2,849 total trailers 2,849 flatbed
		Operating units: Oak Harbor Freight Lines (regional LTL)									
TCI Transportation											
84	86	Commerce, Calif. <i>tcitransportation.com</i> Andrew Flynn, Co-President Ryan Flynn, Co-President Raj Dalton, COO Tricia Agnew, CFO	\$350,000 ^e	\$330,000	6.1	NA	NA	NA	1,504	1,404	687 company-owned tractors 100 straight trucks 1,423 total trailers 900 dry van 489 temperature controlled 34 tank
		Operating units: TCI Transportation (dry van TL, LTL, dedicated contract carriage, intermodal, yard management, equipment leasing and maintenance) CDS (auto parts delivery)									
Red Classic											
85	Not Ranked	Charlotte, N.C. <i>redclassic.com</i> (Coca-Cola Consolidated) Spencer Webster, President	\$345,155	\$370,143	-6.8	NA	(\$7,039)	NA	1,151	1,010	548 company-owned tractors 54 pickups and vans 3,063 total trailers 3,061 dry van 2 tank
		Operating units: Red Classic (beverage hauling, regional dry van TL and LTL, flatbed, dedicated contract carriage, transportation management, brokerage)									

¹ Koch Cos. revenue is estimated by Transport Topics based on prior-year data and industry revenue trends.

Rank			Revenue (000)		Revenue	Net Income (000)		Net Income	Employees		Equipment
2025	2024		2024	2023	% Change	2024	2023	% Change	2024	2023	
Leonard's Express¹											
86	85	Farmington, N.Y. <i>leonardsexpress.com</i>	\$331,920 ^e	\$331,258 ^e	0.2	NA	NA	NA	NA	930	483 company-owned tractors 140 lease-to-own tractors 962 total trailers
		Kyle Johnson, CEO Ken Johnson, Co-Owner Kevin Johnson, Co-Owner	Operating units: Leonard's Express (asset-based national refrigerated, dry van TL, intermodal, freight brokerage and warehousing) Leonard's Cold Chain Solutions (refrigerated supply chain services) Integrated Factoring (transportation finance management) Canandaigua Driving School (CDL driving school) Johnson Equipment (equipment sales, maintenance, roadside assistance)								
Trans-System											
87	84	Spokane, Wash. <i>trans-system.com</i>	\$327,000	\$332,000	-1.5	NA	NA	NA	1,250	1,150	950 company-owned tractors 150 owner-operator tractors 2,100 total trailers 115 dry van 95 temperature controlled 1,745 flatbed 145 tank
		Jim Williams, Chairman Dennis Williams, CEO Taylor Varley, President and CFO Chris Opsahl, COO	Operating units: System Transport (flatbed/heavy specialized) TW Transport (refrigerated/dry van TL) Bulk Service Transport dba James J. Williams (liquid and dry bulk)								
Dupré Logistics											
88	87	Lafayette, La. <i>duprelogistics.com</i>	\$316,265	\$323,556	-2.3	NA	\$187,260	NA	1,052	1,225	550 company-owned tractors 1,800 total trailers 1,000 dry van 100 temperature controlled 700 tank
		Chris Sowers, Interim CEO Doug Roberie, COO Brent Hebert, CAO	Operating units: Dupré Logistics (petroleum and chemical tank, flatbed/heavy specialized, dry van TL, dedicated contract carriage, freight brokerage, transportation management, supply chain consulting)								
Western Flyer Express¹											
89	90	Oklahoma City <i>drivewfx.com</i>	\$306,305 ^e	\$305,694 ^e	0.2	NA	NA	NA	NA	NA	1,039 company-owned tractors 3,000 total trailers
		Randy Timms, CEO John Story, COO Mike Barnthouse, CFO Gilbert Aspeitia, CCO	Operating units: Western Flyer Express (national dry van and refrigerated TL, dedicated contract carriage, energy, tank/bulk)								
United Vision Logistics											
90	Not Ranked	Lafayette, La. <i>uvlogistics.com</i>	\$301,000	\$335,000	-10.1	NA	NA	NA	160	152	1,125 owner-operator tractors 50 total trailers 10 dry van 35 flatbed 5 tank
		Colby Domingue, President Greg LeBlanc, COO Jo Helen Eaton, CFO Ryan Domengeaux, CLO	Operating units: United Vision Logistics (flatbed/heavy specialized, third-party logistics services, freight brokerage, warehousing)								






¹ Leonard's Express and Western Flyer Express revenues are estimated by Transport Topics based on prior-year data and industry revenue trends.

Revenue and net income figures printed in black reflect 2024 financial results.

Numbers for previous year printed in BLUE.

NA = not available or not applicable

e = estimate

Rank	2025	2024		Revenue (000)		Revenue % Change	Net Income (000)		Net Income % Change	Employees		Equipment
				2024	2023		2024	2023		2024	2023	
Artur Express												
91		89	Hazelwood, Mo. <i>arturexpress.com</i>	\$285,500	\$282,500	1.1	NA	NA	NA	601	576	519 company-owned tractors 391 owner-operator tractors 3,700 total trailers 3,610 dry van 80 temperature controlled 10 flatbed
			Artur Wagrodzki, Co-President Tom Tokarczyk, Co-President Michelle Siebert, VP, Finance	Operating units: Artur Express (dry van TL) TA Brokerage (freight brokerage) GHC Services (third-party logistics services)								
Cassens Transport												
92	Not Ranked		Edwardsville, Ill. <i>cassens.com</i>	\$262,431	\$255,186	2.8	NA	NA	NA	931	1,011	839 company-owned tractors 839 total trailers
			Lisa Shashek, CEO	Operating units: Cassens Transport (vehicle hauling)								
Ward Transport & Logistics¹												
93		94	Altoona, Pa. <i>wardtlc.com</i>	\$258,000 ^e	\$253,000 ^e	2	NA	NA	NA	1,600	1,600	650 company-owned tractors 150 straight trucks 1,050 total trailers
			Bill Ward Jr., President and CEO Dwain Key, VP, Operations David Meyer, EVP Tim Mikesic, CFO	Operating units: Ward Trucking (regional and interregional LTL, dedicated contract carriage) Ward Logistics (freight brokerage, expedited, transloading, warehousing and distribution)								
Gulf Winds International												
94	Not Ranked		Seabrook, Texas <i>gwii.com</i>	\$250,000	\$325,000	-23.1	\$15,000	\$40,000	-62.5	265	215	15 company-owned tractors 105 lease-to-own tractors 735 owner-operator tractors 239 total trailers 238 dry van 1 flatbed 4,620 chassis
			Michael Doss, CEO Sam Freni, COO Lance Turner, CFO	Operating units: Gulf Winds International (intermodal/drayage, freight brokerage, warehousing, transloading, supply chain services)								
Acme Truck Line												
95		95	Gretna, La. <i>acmetruck.com</i>	\$239,770	\$248,467	-3.5	NA	NA	NA	1,295	1,350	639 owner-operator tractors 864 total trailers
			Mike Coatney, Chairman Tyler Coatney, CEO Kimberly Foster, CFO	Operating units: Acme Truck Line (dry van TL, flatbed/heavy specialized, expedited, heavy haul/specialized, forwarding, cross-border services, freight payment and auditing, safety compliance services)								





¹ Ward Transport & Logistics revenue estimate is based on data provided by SJ Consulting Group.

Revenue and net income figures printed in black reflect 2024 financial results.

Numbers for previous year printed in BLUE.

NA = not available or not applicable

e = estimate

Rank	2025	2024	Revenue (000)		Revenue % Change	Net Income (000)		Net Income % Change	Employees		Equipment
			2024	2023		2024	2023		2024	2023	
CrossCountry Freight Solutions											
96 	97	Bismarck, N.D. <i>shipcc.com</i> Eric Bischke, President and CEO Boyd Bischke, COO Chris Hahn, CFO	\$225,000	\$207,000	8.7	NA	NA	NA	1,200	1,090	500 company-owned tractors 250 lease-to-own tractors 50 owner-operator tractors 200 straight trucks 100 pickups and vans 1,000 total trailers 900 dry van 50 temperature controlled 50 flatbed 1,000 chassis
			Operating units: CrossCountry Freight Solutions (regional LTL)								
Paper Transport											
97 	93	De Pere, Wis. <i>papertransport.com</i> Tyler Ellison, CEO John Renier, CFO	\$218,619	\$264,906	-17.5	NA	NA	NA	1,022	1,095	765 company-owned tractors 10 owner-operator tractors 2,931 total trailers 2,931 dry van
			Operating units: Paper Transport (dry van TL, dedicated contract carriage, intermodal, freight brokerage, yard management)								
May Trucking Co.											
98 	98	Salem, Ore. <i>maytrucking.com</i> C. Marvin May, CEO David Daniels, President Scott D. Smith, CFO	\$211,000	\$204,000	3.4	NA	\$6,141	NA	NA	1,288	1,080 company-owned tractors 2,700 total trailers 1,200 dry van 1,500 temperature controlled
			Operating units: May Trucking Co. (dry van and refrigerated TL, dedicated contract carriage, yard management)								
National Carriers											
99 national carriers the "Elite" fleet	96	Irving, Texas <i>nationalcarriers.com</i> Steve Gleisner, President Martha Riddell, VP, Finance	\$200,125	\$213,640	-6.3	(\$2,303)	\$2,473	NA	640	620	420 lease-to-own tractors 66 owner-operator tractors 1,273 total trailers 112 dry van 1,161 temperature controlled
			Operating units: National Carriers (refrigerated TL, livestock hauling, dedicated contract carriage, expedited) NCI Leasing (equipment leasing)								
Highlight Motor Group											
100 	99	Concord, Ontario & Santa Fe Springs, Calif. <i>highlightmotor.com</i> Kirk Kalinitchenko, President and CEO Robert Arena, COO Eugene Netanel, CFO Sergey Zhitarev, GM	\$198,231	\$198,166	0	(\$4,471)	(\$1,324)	NA	1,221	1,120	631 company-owned tractors 68 lease-to-own tractors 15 owner-operator tractors 1,446 total trailers 998 dry van 448 temperature controlled
			Operating units: Highlight Motor Freight, Highlight Motor Freight USA (regional and interregional LTL, dry van TL, expedited, temperature controlled, cross-border, warehousing, dispatching) Highlight Logistics (logistics services) Highlight Repair Shop (equipment repairs)								

Revenue and net income figures printed in black reflect 2024 financial results.

Numbers for previous year printed in BLUE.

NA = not available or not applicable

e = estimate

Truckload/Dedicated

2024 Revenue (000)	2023 Revenue (000)	% change	2024 Revenue (000)	2023 Revenue (000)	% change	2024 Revenue (000)	2023 Revenue (000)	% change	2024 Revenue (000)	2023 Revenue (000)	% change	2024 Revenue (000)	2023 Revenue (000)	% change					
1 Knight-Swift Transportation	\$5,034,941	\$4,698,655	7.2	15 C.R. England	\$651,170 ^e	\$709,335 ^e	-8.2	29 Canada Cartage	\$223,731 ^e	\$232,811 ^e	-3.9	40 A. Duie Pyle	\$141,000	\$136,000	3.7	51 Apache Logistics	\$53,400	NA	NA
2 J.B. Hunt Transport Services	\$4,097,099	\$4,332,439	-5.4	16 FirstFleet	\$585,249 ^e	\$609,000 ^e	-3.9	30 Evans Network of Cos.	\$218,000	\$237,000	-8	41 Transportation Services	\$136,000	\$141,000	-3.5	52 RoadOne Intermodal Logistics	\$45,675 ^e	\$50,000 ^e	-8.7
3 TFI International	\$2,937,305	\$1,936,038	51.7	17 Day & Ross	\$551,419	\$535,150	3	31 Artur Express	\$191,000	\$298,248	-36	42 Titan Transfer	\$121,577	\$125,244	-2.9	53 TGR Logistics	\$45,167 ^e	\$47,000 ^e	-3.9
4 Landstar System	\$2,447,810	\$2,742,281	-10.7	18 Mesilla Valley Transportation	\$464,000	\$446,000	4	32 Paper Transport	\$187,203	\$213,287	-12.2	43 Transervice Logistics	\$117,537 ^e	\$118,162 ^e	-0.5	54 Aifleet	\$43,005	\$30,095	42.9
5 Ryder Dedicated Transportation Solutions	\$2,446,000	\$1,785,000	37	19 Averitt Express	\$449,811	NA	NA	33 Forward Air	\$170,455	\$159,513	6.9	44 Cargo Transporters	\$116,700 ^e	\$121,436 ^e	-3.9	55 Schuster Co.	\$42,861 ^e	\$44,600 ^e	-3.9
6 Penske Logistics	\$2,300,000	\$2,200,000	4.5	20 P.A.M. Transport	\$422,000	\$460,900	-8.4	34 Blackhawk Transport & Logistics	\$167,000	NA	NA	45 Leonard's Express	\$111,874 ^e	\$116,414 ^e	-3.9	56 Paul Logistics	\$31,713	\$33,000	-3.9
7 Schneider	\$2,170,700	\$2,156,000	0.7	21 Bison Transport	\$410,760	\$480,246	-14.5	35 TCI Transportation	\$166,253 ^e	\$173,000 ^e	-3.9	46 Southeastern Freight Lines	\$90,100 ^e	\$89,207 ^e	1	57 McCollister's Global Services	\$27,417 ^e	\$28,530 ^e	-3.9
8 Werner Enterprises	\$2,138,293	\$2,310,810	-7.5	22 Covenant Logistics Group	\$364,414	\$320,287	13.8	36 Anderson Trucking Service	\$163,515	\$209,700	-22	47 PS Logistics	\$90,000	\$182,600	-50.7	58 Dupré Logistics	\$21,685	\$27,522	-21.2
9 Crete Carrier	\$1,346,000 ^e	\$1,342,000 ^e	0.3	23 USA Truck	\$353,312 ^e	\$367,650 ^e	-3.9	37 Cheema Freightlines	\$160,157	\$148,452	7.9	48 Highlight Motor Group	\$79,292 ^e	\$83,230 ^e	-4.7	59 Beemac Trucking	\$18,278 ^e	\$19,020 ^e	-3.9
10 CRST The Transportation Solution	\$1,291,950 ^e	\$1,350,000 ^e	-4.3	24 Red Classic	\$345,155	NA	NA	38 GP Transco	\$142,480 ^e	\$148,262 ^e	-3.9	49 May Trucking Co.	\$60,000	\$71,644	-16.3	60 Bay and Bay Transportation	\$18,000	\$8,000	125
11 Heartland Express	\$1,047,511	\$1,207,458	-13.2	25 Universal Truckload	\$331,982	\$557,417	-40.4	39 System Freight	\$141,928	\$137,212	3.4	49 Pride Transport	\$60,000	NA	NA	61 Trans-System	\$15,000	\$14,000	7.1
12 Ruan	\$876,432 ^e	\$912,000 ^e	-3.9	26 Marten Transport	\$319,135	\$408,272	-21.8												
13 NFI	\$815,000	\$823,401	-1	27 Fastfrate Group	\$314,918	\$344,000	-8.5												
14 Western Express	\$749,527 ^e	\$743,578 ^e	0.8	28 Roehl Transport	\$274,082 ^e	\$285,205 ^e	-3.9												

Crete Carrier revenue estimate is based on data provided by SJ Consulting Group.

CRST, Ruan, Western Express, C.R. England, FirstFleet, USA Truck, Roehl, Canada Cartage, TCI Transportation, GP Transco, Transervice, Cargo Transporters, Leonard's Express, Southeastern Freight Lines, RoadOne, TGR Logistics, Schuster, McCollister's and Beemac revenues are estimated by Transport Topics based on prior-year data and industry revenue trends.

NA = Not Applicable or Not Available

Less-Than-Truckload

2024 Revenue (000)	2023 Revenue (000)	% change	2024 Revenue (000)	2023 Revenue (000)	% change	2024 Revenue (000)	2023 Revenue (000)	% change			
1 FedEx Freight	\$8,901,000	\$9,045,000	-1.6	12 Averitt Express	\$1,106,246	\$1,165,000	-5	24 Fastfrate Group	\$182,689	\$194,000	-5.8
2 Old Dominion Freight Line	\$5,814,810	\$5,866,152	-0.9	13 Dayton Freight Lines	\$1,024,836	\$1,035,000	-1	25 Magnum LTL	\$164,000 ^e	\$155,000 ^e	5.8
3 Estes Express Lines	\$4,994,000	\$4,218,000	18.4	14 Pitt Ohio	\$934,526 ^e	\$909,000 ^e	2.8	26 Sutton Transport	\$115,000 ^e	\$123,000 ^e	-5.7
4 XPO	\$4,899,000	\$4,671,000	4.9	15 Manitoulin Transport	\$759,516 ^e	\$758,000 ^e	0.2	27 Peninsula Truck Lines	\$103,000 ^e	\$102,000 ^e	1
5 R+L Carriers	\$3,820,000 ^e	\$3,493,000 ^e	9.4	16 A. Duie Pyle	\$616,000	\$571,000	7.9	28 Landstar System	\$99,828	\$117,683	-15.2
6 TFI International	\$3,702,935	\$3,948,657	-6.2	17 Day & Ross	\$570,149	\$581,020	-1.9	29 North Park Transportation	\$93,342 ^e	\$94,000 ^e	-0.7
7 Saia Inc.	\$3,209,074	\$2,881,433	11.4	18 Mullen Group	\$547,737	\$570,667	-4	30 Anderson Trucking Service	\$54,485	\$58,000	-6.1
8 ABF Freight	\$2,750,134	\$2,871,004	-4.2	19 Roadrunner Freight	\$436,000 ^e	\$410,000 ^e	6.3	31 TGR Logistics	\$50,643 ^e	\$51,000 ^e	-0.7
9 Central Transport	\$1,628,000 ^e	\$1,542,000 ^e	5.6	20 Daylight Transport	\$393,000 ^e	\$374,000 ^e	5.1	32 Highlight Motor Group	\$41,628 ^e	\$45,578 ^e	-8.7
10 Southeastern Freight Lines	\$1,609,900 ^e	\$1,597,133 ^e	0.8	21 Oak Harbor Freight Lines	\$362,000	\$330,000	9.7	33 TCI Transportation	\$39,720	\$40,000	-0.7
11 AAA Cooper Transportation (Knight-Swift)	\$1,235,547	\$1,082,454	14.1	22 Ward Trucking	\$258,000 ^e	\$253,000 ^e	2	34 Evans Network of Cos.	\$38,000	NA	NA
				23 CrossCountry Freight Solutions	\$225,000	\$207,000	8.7	35 Bison Transport	\$29,665	\$34,829	-14.8

FedEx Freight revenue is for the 12-month period ended Feb. 28, 2025.

Mullen Group revenue is converted to U.S. dollars based on average 2024 exchange rate.

R+L Carriers, Central Transport, Roadrunner Freight, Daylight Transport, Ward Trucking, Magnum LTL, Sutton Transport and Peninsula Truck Lines revenue estimates are based on data provided by SJ Consulting Group.

Southeastern Freight Lines, Pitt Ohio, Manitoulin Transport, North Park Transportation and TGR Logistics revenues are estimated by Transport Topics based on prior-year data and industry revenue trends.

Household Goods/Commercial Delivery

2024 Revenue (000)	2023 Revenue (000)	% change	2024 Revenue (000)	2023 Revenue (000)	% change	2024 Revenue (000)	2023 Revenue (000)	% change			
1 Sirva	\$996,800 ^e	\$1,120,000 ^e	-11	3 Atlas World Group	\$710,200	\$620,492	14.5	5 Day & Ross	\$136,057	\$152,900	-11
2 UniGroup	\$814,985	\$1,282,000	-36.4	4 CRST The Transportation Solution	\$336,967 ^e	\$352,133 ^e	-4.3				

Sirva and CRST revenues are estimated by Transport Topics based on prior-year data and industry revenue trends.

NA = Not Applicable or Not Available

Intermodal/Drayage

2024 Revenue (000)	2023 Revenue (000)	% change	2024 Revenue (000)	2023 Revenue (000)	% change		
1 J.B. Hunt Intermodal	\$5,956,092	\$6,207,461	-4	13 C.R. England	\$118,000 ^e	\$128,251 ^e	-8
2 Hub Group	\$2,243,440	\$2,495,663	-10.1	14 Bison Transport	\$101,678	\$110,287	-7.8
3 Evans Network of Cos.	\$1,292,000	\$1,360,000	-5	15 Landstar System	\$84,328	\$98,297	-14.2
4 Schneider	\$1,041,200	\$1,051,000	-0.9	16 Canada Drayage Inc.	\$63,700	\$64,000	-0.5
5 IMC Logistics	\$852,500	\$859,429	-0.8	17 Marten Transport	\$58,754	\$92,078	-36.2
6 RoadOne Intermodal Logistics	\$492,275 ^e	\$540,000 ^e	-8.8	18 Paper Transport	\$31,416	\$51,619	-39.1
7 ContainerPort Group	\$422,204 ^e	\$422,280 ^e	0	19 Supra National Express	\$31,139 ^e	\$28,700 ^e	8.5
8 Swift Intermodal	\$387,232	\$410,549	-5.7	20 Day & Ross	\$22,476	\$22,935	-2
9 NFI	\$343,000	\$387,100	-11.4	21 Pacific Shipping & Trucking	\$13,600	NA	NA
10 Universal Intermodal Services	\$308,744	\$374,667	-17.6	22 Dupré Logistics	\$13,467	\$13,188	2.1
11 Forward Air	\$232,832	\$274,043	-15	23 Bay and Bay Transportation	\$12,000	\$11,000	9.1
12 Gulf Winds International	\$200,000	NA	NA	24 All Chemical Transport	\$4,500	NA	NA

RoadOne, ContainerPort Group, C.R. England and Supra revenues are estimated by Transport Topics based on prior-year data and industry revenue trends.

Refrigerated

2024 Revenue (000)	2023 Revenue (000)	% change	2024 Revenue (000)	2023 Revenue (000)	% change	2024 Revenue (000)	2023 Revenue (000)	% change	2024 Revenue (000)	2023 Revenue (000)	% change	2024 Revenue (000)	2023 Revenue (000)	% change	
1 Prime Inc.	\$2,131,312	\$2,147,962	-0.8	7 Leonard's Express	\$209,110 ^e	\$208,694 ^e	0.2	13 Bay and Bay Transportation	\$145,000	\$135,000	7.4	19 Raider Express	\$95,000	NA	NA
2 KLLM Transport Services	\$1,003,119	\$1,057,251	-5.1	8 NFI	\$182,000	\$169,901	7.1	14 WEL Cos.	\$128,299	\$154,924 ^e	-17.2	20 Roehl Refrigerated Transport	\$79,370 ^e	\$79,324 ^e	0.1
3 Stevens Transport	\$782,880	\$814,000	-3.8	9 Day & Ross	\$180,410	\$183,480	-1.7	15 Hurricane Express	\$110,419	\$104,573	5.6	21 Bison Transport	\$68,965	\$77,785	-11.3
4 Hirschbach Motor Lines	\$724,941 ^e	\$753,647 ^e	-3.8	10 National Carriers	\$162,685	\$124,389 ^e	30.8	16 Pride Transport	\$110,000	NA	NA	22 PS Logistics	\$40,000	NA	NA
5 Marten Transport	\$439,792	\$465,475	-5.5	11 Continental Express	\$154,500	NA	NA	17 Schuster Co.	\$101,202 ^e	\$101,000 ^e	0.2	23 Portage Transport	\$32,194	\$32,130	0.2
6 C.R. England	\$237,000 ^e	\$257,633 ^e	-8	12 May Trucking Co.	\$151,000	\$133,054	13.5	18 Canada Cartage	\$99,733 ^e	\$111,441 ^e	-10.5	24 Pacific Shipping & Trucking	\$20,400	NA	NA
												25 Sorenson Transport	\$16,873	\$18,913	-10.8
												26 Beemac Trucking	\$13,798 ^e	\$13,770 ^e	0.2
												27 Artur Express	\$11,500	\$25,026	-54
												28 TWT Refrigerated	\$11,000	\$12,000	-8.3

Hirschbach, C.R. England, Leonard's Express, Schuster, Canada Cartage, Roehl, Portage Transport and Beemac revenues are estimated by Transport Topics based on prior-year data and industry revenue trends.

Air/Expedited

2024 Revenue (000)	2023 Revenue (000)	% change	
1 Forward Air	\$1,115,163	\$1,096,958	1.7
2 Covenant Logistics Group	\$461,461	\$423,820	8.9
3 ArcBest	\$240,142	\$280,239	-14.3

Tank/Bulk

2024 Revenue (000)	2023 Revenue (000)	% change	2024 Revenue (000)	2023 Revenue (000)	% change	2024 Revenue (000)	2023 Revenue (000)	% change			
1 Kenan Advantage Group	\$2,363,408	\$2,406,635	-1.8	8 Grammer Logistics	\$130,000	NA	NA	15 Canada Cartage	\$32,969 ^e	\$29,718 ^e	10.9
2 Quality Carriers	\$851,000 ^e	\$887,000 ^e	-4.1	9 Viessman Trucking	\$117,291 ^e	\$117,057 ^e	0.2	16 Bulk Service Transport	\$23,000	\$23,000	0
3 Trimac Transportation	\$575,817 ^e	\$574,668 ^e	0.2	10 Prime Inc.	\$112,938	\$116,162	-2.8	17 Dupré Logistics	\$22,531	\$108,895	-79.3
4 Foodliner/Quest Liner	\$562,564	\$556,974	1	11 Andrews Logistics	\$107,731 ^e	\$107,516 ^e	0.2	18 PGT Holdings	\$15,637	\$16,710	-6.4
5 Heniff Transportation Systems	\$548,222 ^e	\$547,128 ^e	0.2	12 Liquid Trucking	\$64,013	\$60,648 ^e	5.5				
6 Quantix Supply Chain Solutions	\$472,200	\$402,349 ^e	17.4	13 NFI	\$54,000	\$44,500	21.3				
7 United Petroleum Transports	\$166,761 ^e	\$166,428 ^e	0.2	14 All Chemical Transport	\$37,722	NA	NA				

Trimac, Heniff, United Petroleum, Cliff Viessman, Andrews Logistics and Canada Cartage revenues are estimated by Transport Topics based on prior-year data and industry revenue trends.

NA = Not Applicable or Not Available

TRANSPORT TOPICS Top 100 For-Hire Carriers is sponsored online by The DDC Group and Maven

Congratulations to every company on the Top 100 lists this year, including so many Maven customers! We're proud to support you.



20

Min Saved/
Driver/Day

10X


ROI &
MILLIONS
in Annual
EBITDA

19%

Reduction
in Cost of
Running
Routes

10%

Reduction in
Linehaul Miles



Learn how
PITT OHIO
saved **\$11M+**
with Maven:



AI-powered planning, linehaul, and dispatch execution suite that **cuts costs** and **improves productivity**.