



ISO 9001 : 2015 Certified Port  
ISO 14001 : 2015 Certified Port  
ISPS Compliant Port

# CHENNAI PORT AUTHORITY



**TRADE NEVER SLEEPS,  
NEITHER DOES CHENNAI PORT**

## ADMINISTRATION REPORT 2023 - 24



**RECORD CRUDE HANDLING ON SINGLE DAY**



**TECH-UPGRADED GATES FOR SWIFT MOVEMENT OF TRUCKS**





# **CHENNAI PORT AUTHORITY**

**ADMINISTRATION REPORT AND ANNUAL ACCOUNTS  
WITH AUDIT REPORT AND ACTION TAKEN NOTES**

**2023-24**



## CONTENTS

Page No.

Members of Board of Chennai Port Authority	5
Principal Officers of the Port	7
Performance Indicators	10
Financial Indicators	11
Chairperson's Message	15
Administration Report on	
<b>Trade</b>	
Volume of Business	17
Foreign and Coastal Traffic	17
Imports	17
Exports	18
Bunkers	18
Passenger Traffic	18
Container Traffic	18
Railway Traffic	19
Vessel Traffic	20
Record Performances	21
Traffic Handled during 2014-15 to 2023-24	23
Total Traffic during 2019-20 to 2023-24	24
Imports and Exports from 2019-20 to 2023-24	25
Cargo Profile during 2023-24	26
<b>Operations</b>	
Floating Crafts	27
Cargo Handling Equipment	27
Power Supply	27
Dredging	27
Port Maintenance	28
Cargo Handling Productivity	28
Railway Accidents	29
Dock Safety	29
Industrial Relations	30
Security	30
Port Fire Services	30

<b>Finance</b>	Income	31
	Expenditure	31
	Working Results	31
	Cost Ratio	32
	Capital Expenditure	32
	Loans	32
<b>Human Resources Management</b>	Caste Demography	33
	Port Vigilance	34
	Implementation of RTI Act, 2005 in Chennai Port	37
	Strength of Staff and Expenditure	38
	Staff Training	38
	Labour Welfare	39
	Medical Facilities	42
	Corporate Social Responsibility (CSR)	44
<b>General</b>	Progressive Use of Hindi	46
	Details of the Marketing Efforts	47
	Project Details	51
	Mutation of all Land Records	62
	Green Initiatives	62
	Swachh Bharath	64
	<b>Statistics Other Than Accounts</b>	65
	<b>Accounts Appendices</b>	
<b>Port Development Works</b>	Capital Works	105
	Annual Accounts for the Year 2023-24	127
	Audit Report & Action Taken Notes	162

**Members of Board of Chennai Port Authority  
2023-24**



**CHAIRPERSON  
Shri. Sunil Paliwal, I.A.S.**



**DEPUTY CHAIRPERSON  
Shri. S. Viswanathan, I.A.S.**

**Member from respective State Government  
in which the Major Port is situated**

**Ex-officio Member not below the rank  
of Director nominated by Central Govt.**



**Shri. Pradeep Yadav, I.A.S.**  
Addl. Chief Secretary to Govt. of Tamilnadu  
Highways and Minor Ports Department  
Government of Tamilnadu



**Shri. Rajesh Kumar Sinha, I.A.S.**  
Additional Secretary,  
Ministry of Ports, Shipping and Waterways  
Department of Shipping

**Member from Ministry of Railways**



**Ms. Neenu Ittyerah, I.R.T.S.**  
Principal Chief Operations Manager  
Southern Railway (Up to 06.08.2023)



**Shri. N. Sreekumar, I.R.T.S.**  
Principal Chief Operations Manager  
Southern Railway (From 07.08.2023)

**Member from Ministry of Defence**



**Commodore S. Raghav**  
Naval Officer In-Charge (TN)  
Defence Services (Navy)

**Member from Customs, Department of Revenue**



**Shri. Mandalika Srinivas, I.R.S.**  
Principal Chief Commissioner of Customs  
(Up to 06.06.2023)



**Shri. Ram Niwas, I.R.S.**  
Chief Commissioner of Customs  
(From 07.06.2023)

**Members representing the Interest of the Employees of the Major Port Authority**



**Shri. H. Michael Robert Kennedy**  
Technician (Mech), HS Gr.II  
Chennai Port Authority  
(From 26.06.2023)



**Shri. S. Senthil Kumar**  
Assistant Superintendent  
Chennai Port Authority  
(From 26.06.2023)

**Independent Members**

Vacant  
Vacant  
Vacant

## PRINCIPAL OFFICERS OF THE PORT AS ON 31.03.2024

<b>Chairperson</b>	: <b>Shri Sunil Paliwal I.A.S.</b>
<b>Deputy Chairperson</b>	: <b>Shri S. Viswanathan I.A.S</b>

## VIGILANCE DEPARTMENT

<b>Chief Vigilance Officer</b>	: <b>Shri S.Murali krishnan, IDAS</b>
Dy. Chief Vigilance Officer	: Shri S. Sivakumar
Asst. Vigilance Officer	: Shri L. Sivashankaran
Asst. Executive EGINEER (Mech.)	: Shri M. Selvakumar
Asst. Executive EGINEER (Civil)	: Shri S. Venkatesan

## GENERAL ADMINISTRATION DEPARTMENT

<b>Secretary</b>	: <b>Shri Indranil Hazra</b>
Sr. Dy. Secretary	: Smt C. Thara Sugirtha
Sr. Personnel Officer	: Shri Balvinder Singh
Sr. Welfare Officer	: Shri A. Duraiswami
Sr. Asst. Secretary	: Smt. A. Dheepiga
Asst. Personnel Officer GR.I	: Shri R. Shankar
Hindi Officer	: Smt S. Aruna

## CIVIL ENGINEERING DEPARTMENT

<b>Chief Engineer</b>	: <b>Shri N. Sriramachandra Murthy</b>
Deputy Chief Engineer (Civil)	: Smt R.Sugantheswari Priyatharisini
Superintending Engineer (Civil)	: Shri A. Balasubramanian
Superintending Engineer (Civil)	: Shri M. Saleem Ahamed

## MECHANICAL AND ELECTRICAL ENGINEERING DEPARTMENT

<b>Chief Mechanical Engineer</b>	:	<b>Shri A. Jayasimha</b>
Dy. Chief Mechanical Engineer	:	Smt V. Vijayalakshmi
Dy. Chief Mechanical Engineer	:	Shri Debananda Dasgupta
Dy. Chief Mechanical Engineer	:	Shri S. Haribabu

## TRAFFIC DEPARTMENT

<b>Traffic Manager</b>	:	<b>Shri S. Kirupanandasamy</b>
Sr. Deputy Traffic Manager I	:	Shri B. Vimal
Sr. Deputy Traffic Manager II	:	Shri G. Sendhil Kumaran
Senior Deputy Director (Research)	:	Shri K. Srinivasan
Deputy Traffic Manager	:	Shri B. Madhan
Safety Officer (C&G)	:	Shri C. Muthusamy
Senior Administrative Officer(CHD)	:	Shri K. Natarajan

## MARINE DEPARTMENT

<b>Deputy Conservator</b>	:	<b>Capt. Milton Asir</b>
Harbour Master	:	(Vacant)
Dock Master – I	:	Capt. G. Vinodh Kumar
Dock Master – II	:	Capt. R.V.Rajesh Nambiar
Dock Master – III	:	Capt. Uma Shankar Behara
Sr. Marine Engineer	:	(Vacant)
Dredging Supdt.	:	Capt. Syed Ahamedullah

## FINANCE DEPARTMENT

<b>Financial Advisor &amp; Chief Accounts Officer</b>	:	<b>Shri D. Ramana Murthy</b>
Sr. Deputy Chief Accounts Officer (MS)	:	Smt RM.Vaira Chellam
Deputy Chief Accounts Officer (Revenue)	:	Shri C.Ramesh
Deputy Chief Accounts Officer (Bills/Pension/PF)	:	Smt K.G.Devi Shri
Sr. Deputy Director (EDP)	:	Shri Ajaynath
Deputy Director (EDP)	:	Shri J. Vijaya Senthil
Deputy Director (EDP)	:	Shri V. Rajakumar
Asst. Director (EDP)	:	Shri G. SenthilKumar
Asst. Director (EDP)	:	Shri K. SivaKumar

## MEDICAL DEPARTMENT


<b>Chief Medical Officer (i/c)</b>	:	<b>Dr. A. Anu Sujatha</b>
Dy. Chief Medical Officer (GD)	:	Dr. N. Venkataramaniah
Dy. Chief Medical Officer (SPL)	:	Dr. Uma Madhav
Dy. Chief Medical Officer (SPL)	:	Dr. G. Thangamathi
Dy. Chief Medical Officer (SPL)	:	Dr. C. Anitha

## CENTRAL INDUSTRIAL SECURITY FORCE

<b>Commandant</b>	:	<b>Shri K. Karthikeyan</b>
Assistant Commandant/Port	:	Shri Arvind Kumar Rajak

## PERFORMANCE INDICATORS

	2021-22	2022-23	2023-24
<b>Average Pre-Berthing Detention per vessel (in hours)</b>			
A. Crude Oil	4.01	1.10	0.43
B. Other POL Products	1.66	0.83	0.42
C. Edible Oil	2.15	0.80	0.25
D. Other Liquid Cargo	1.37	0.77	0.37
E. Dry Bulk	2.44	1.37	0.36
F. Break Bulk	1.57	0.86	0.38
<b>Overall</b>	<b>1.45</b>	<b>0.81</b>	<b>0.33</b>
<b>Average Turn Round Time (in Days)</b>			
A. Crude Oil	1.92	1.79	2.29
B. Other POL Products	2.20	2.09	2.14
C. Edible Oil	2.37	2.25	2.42
D. Other Liquid Cargo	1.64	1.87	1.74
E. Dry Bulk	3.90	5.69	3.59
F. Break Bulk	4.10	2.15	2.00
<b>Overall</b>	<b>2.25</b>	<b>2.00</b>	<b>1.87</b>
<b>Average Ship Berthday Output (in tonnes)</b>			
A. Crude Oil	60,415	60,455	50,483
B. Other POL Products	6,708	6,631	8,390
C. Edible Oil	4,069	4,010	4,484
D. Other Liquid Cargo	3,948	3,357	4,172
E. Dry Bulk	9,491	6,203	10,661
F. Break Bulk	2,109	2,534	3,392
<b>Overall</b>	<b>15,497</b>	<b>15,672</b>	<b>18,728</b>
<b>Average Moves per Crane hour (in TEUs)</b>			
<b>Container Handling</b>	<b>27</b>	<b>29</b>	<b>27</b>



## FINANCIAL INDICATORS

(Rs. In Crores)

Particulars	2021-22	2022-23	2023-24
<b>Return on Capital employed</b>			
<b>Capital Employed</b>			
(excluding Fixed Deposits)	555.45	546.05	374.52
Operating Surplus	262.03	326.18	392.29
Rate of Return (%)	47.21	59.73	104.74
<b>Capital Employed</b>			
(including Fixed Deposits)	611.15	608.45	652.60
Operating Surplus & Interest on Investment	282.60	355.12	430.38
Rate of Return (%)	46.24	58.36	65.95
Net Worth	2155.45	2317.14	2460.62
<b>Accounting Ratios</b>			
<b>Debt to Capital Reserves</b>			
Debt	1601.75	1466.56	1255.56
Capital Reserves	1357.08	1348.31	1432.80
Ratio	1.18:1	1.08:1	0.88:1
<b>Current Ratio</b>			
Current Assets	724.50	790.88	758.43
Current Liabilities	891.64	946.12	1119.62
Ratio	0.81:1	0.84:1	0.68:1
<b>Current Assets to Total Assets</b>			
Current Assets	724.50	790.88	758.43
Total Assets	1839.36	1933.79	1878.97
Ratio	0.39:1	0.41:1	0.40:1
<b>Operating Expenditure to Operating Income</b>			
Operating Expenditure	571.72	642.59	659.38
Operating Income	833.76	968.77	1051.67
Operating Ratio (%)	68.57	66.33	62.70
<b>Cost of Stock consumed to Average Stock</b>			
Cost of Stores consumed	13.68	22.14	21.16
Average Stock	12.95	10.79	9.97
Percentage	105.64	205.19	212.24
<b>Stores Inventory to Working Capital</b>			
Stores Inventory as on 31 <sup>st</sup> March	11.70	8.63	11.31
Working Capital	167.14	-155.25	-361.19
Percentage	-7.00	-5.56	-3.13







**PART – I**

**CHAIRPERSON'S MESSAGE  
AND  
DESCRIPTIVE NOTES**

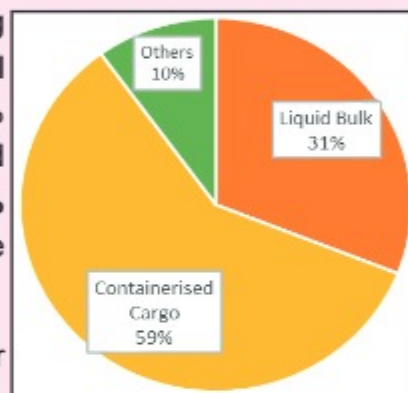
**2023-24**





## Chairperson's Message

Reflecting on the past year, I am filled with immense pride and gratitude for the achievements of Chennai Port Authority. **2023-24** has been a transformative year, one that stands as a testament to our unwavering dedication to excellence, resilience, and our mission to drive India's maritime future forward. Building on a strong foundation, Chennai Port reaffirmed its pivotal role in global trade by handling 51.60 MMT of cargo, marking a 5.41% increase from the previous year. Our container traffic surged as well, with **1.59 million TEUs handled—an 8.11% increase**—reinforcing our position as a critical hub in the global supply chain.



Chennai Port's **diverse cargo composition** is a clear indication of the versatility and strength of our operations.

Chennai Port also retained its position as the **largest automobile-exporting port** in the east, handling an impressive 2,14,758 cars during the year.

**Leap jump improvement in Port's physical performance** is one of the major achievements in FY 2023-24. Improvement in Turn Round Time (TRT) from 48.22 hours in FY 2022-23 to 44.92 hours in FY 2023-24, reflects the Port's commitment to faster and efficient vessel handling. Reduction in berth idle time to 20.95% during FY 2023-24 from 23.15% in FY 2022-23, with Pre-Berthing Waiting Time for Want of Berth remaining at 'Nil,' reflects our **commitment to operational efficiency and capacity optimization**



Chennai Port has **crossed the thousand crore milestone** with an operating income of Rs. 1,051.67 crore. **Port is financially solid** with operating surplus at Rs. 392.29 crore, registering an increase of 8.56% over the previous year.

Port's focus on **infrastructure development is forward-looking**. Inauguration of the Buffer Parking Yard, which can accommodate 550 trailers, will provide much-needed relief from congestion within and around the port. Work on much-anticipated double-deck elevated road from Chennai Port to Maduravoyal is also underway. These projects will significantly ease the cargo movement with reduction in bottlenecks.

To further bolster ease of doing business, **Chennai Port** has reduced the need for hardcopy documents and is transitioning to a **fully digital system** through the **Enterprise Business System (EBS)**. The establishment of a **Single Window Facilitation Centre**, operational **24/7**, is another key milestone, allowing port users access to services round the clock thereby improving efficiency and user satisfaction.

Port's commitment to growth extends beyond cargo and logistics. Port's substantial steps to promote **cruise shipping has yielded fruitful results** in FY 2023-24. India's maiden International service by Cordelia Cruises was flagged off from Chennai Port to Sri Lankan Ports by Hon'ble Minister of Ports, Shipping and Waterways on 05.06.2023.

On the business development front, Port has continued to advance the Eastern Maritime Corridor (EMC), a strategic initiative aimed at reducing the trade distance between India and Russia by 3,100 nautical miles, significantly cutting transit time. The successful EMC workshop in January 2024 brought together key stakeholders from both countries to strategize on maximizing the corridor's potential, further demonstrating our commitment to expanding trade routes and fostering international collaboration. Chennai Port has emerged as a **key enabler along the Eastern Maritime Corridor**, driving significant growth in the import of coking coal and crude oil across India's eastern ports.

On welfare front, Port has completed repairs to 810 residential quarters at Tondiarpet Housing Colony and made significant upgrades to recreational facilities, including the renovation of the Dr. Babu Jagajeevan Ram stadium and new sports courts.

Port's contribution on Medical support include a renovated operation theatre and array of new equipment at the Port Hospital. The extension of in-house medical facilities to dependent parents and children of contract personnel is a reflection of our holistic approach to employee welfare.

**Corporate Social Responsibility (CSR) efforts have also expanded**, with Rs. 3.12 crore utilized for initiatives focused on education, social welfare, and women's development in 2023-24, and Rs. 3.49 crore allocated for 2024-25. In addition, the Chennai Port Educational Trust continues its dedication to holistic education, with the number of students increasing to 978 in the current academic year (2024-25) from 474 in 2022-23. Port is also **supporting the Swabodhini School and Vocational Centre for children with autism**—an example of our commitment to creating an inclusive society.

As we move forward, **Chennai Port Authority remains committed to furthering its legacy of excellence and innovation**. With Maritime India Vision (MIV) 2030 and Maritime Amrit Kaal Vision 2047 as our guiding frameworks, we will continue to enhance infrastructure, optimize operations, and expand our services to meet the growing demands of global trade. Our **unwavering focus on sustainable growth, employee welfare, and customer satisfaction** will ensure that we stay at the forefront of the maritime industry, not just as a forerunner among Indian ports but as a vital player on the international stage. Together, we will shape the future of maritime commerce, driving both economic and social progress for years to come.

s/d  
**Chairperson**

## ADMINISTRATION REPORT

### TRADE

#### 1. VOLUME OF BUSINESS

51.60 Million Metric Tonnes (MMT) of cargo was handled during this year with 33.34 MMT of Imports and 18.26 MMT of Exports. The traffic handled this year shows an increase of 2.65 MMT (5.41%) over the previous year. Total Imports increased by 1.06 MMT and total Exports increased by 1.59 MMT.

The traffic handled during the last 5 years are compared below: (in tonnes)

Year	Import	Export	Transshipment	Total
2019-20	30,441,081	16,317,486	-	46,758,567
2020-21	26,707,780	14,977,286	1,868,259	43,553,325
2021-22	28,697,196	17,321,480	2,545,786	48,564,462
2022-23	31,785,539	16,143,110	1,020,565	48,949,214
2023-24	32,882,802	17,815,433	899,669	51,597,904

#### 2. FOREIGN AND COASTAL TRAFFIC

The foreign and coastal traffic handled during the last five years are given below:

Year	IMPORT			EXPORT		
	Foreign	Coastal	Total	Foreign	Coastal	Total
2019-20	26,555,206	3,885,875	30,441,081	15,229,011	1,088,475	16,317,486
2020-21	23,568,370	4,090,649	27,659,019	14,396,360	1,497,946	15,894,306
2021-22	24,912,058	5,058,090	29,970,148	16,482,539	2,111,775	18,594,314
2022-23	27,896,219	4,386,816	32,283,035	15,134,917	1,531,262	16,666,179
2023-24	29,148,292	4,193,097	33,341,389	16,887,888	1,368,627	18,256,515

#### 3. IMPORTS

The imports increased by 3.28%, the volume being 33,341,389 tonnes as against 32,283,035 tonnes during the previous year. The variations in tonnage of the principal items of imports are as follows:

COMMODITY	2022-23	2023-24	VARIATIONS	
Crude Oil	11,364,671	11,393,412	(+)	28,741
Other POL	1,122,397	1,065,400	(-)	56,997
Edible Oils	1,215,444	1,237,195	(+)	21,751
Sulphur	14,000	32,000	(+)	18,000
Chemical Manures including Phosphate	266,049	257,510	(-)	8,539
Dolomite	70,407	142,804	(+)	72,397
Lime Stone	11,500	8,000	(-)	3,500
Gypsum	346,963	214,517	(-)	132,446

Silica Sand	151,820	89,651	(-)	62,169
Iron & Steel	982,772	1,204,919	(+)	222,147
Container	15,020,843	16,375,548	(+)	1,354,705

#### 4. EXPORTS

The Exports increased by 9.54% the volume being 18,256,515 tonnes as against 16,666,179 tonnes in the previous year. The variations in tonnage of principal items of exports are as follows:

				(in tonnes)
COMMODITY	2022-23	2023-24	VARIATIONS	
Mineral Oils & Other POL	1,580,214	2,284,801	(+)	704,587
Barytes	792,683	868,794	(+)	76,111
Cobble Stone	173,936	204,730	(+)	30,794
Iron & Steel	1,444	-	(-)	1,444
Container	13,356,044	14,302,574	(+)	946,530

#### 5. BUNKERS

79,891 tonnes of furnace oil and diesel oil were bunkered during the year. Details of bunkering during the last five years are given below:

Year	(in tonnes)
2019-20	49,513
2020-21	46,497
2021-22	59,349
2022-23	81,137
2023-24	79,891

#### 6. PASSENGER TRAFFIC

Particulars of passenger traffic during the last five years are given below:

Year	No. of Passengers		
	Embarked	Disembarked	Total
2019-20	5,408	5,250	10,658
2020-21	224	369	593
2021-22	70	-	70
2022-23	43,618	48,506	92,124
2023-24	28,551	29,706	58,257

#### 7. CONTAINER TRAFFIC

1,589,540 TEUs were handled during the year as compared to 1,470,305 TEUs in the previous year registering an increase of 8.11%. The break-up of number of TEUs handled in the year is:

Import	821,118
Export	714,621
Transshipment	46,615
Shiftings	7,186
<b>Total</b>	<b>1,589,540</b>

16,375,548 tonnes of cargo were landed and 14,302,574 tonnes of cargo were loaded in containers during the year as compared to 15,020,843 and 13,356,044 tonnes respectively during the previous year.

The number of container (TEUs) and tonnage of containerized cargo landed and loaded during the last five years are given below:

Year	2019-20	2020-21	2021-22	2022-23	2023-24
<b>Unloaded Containers (TEUs)</b>					
Empty	49,016	67,140	86,468	77,963	57,377
Stuffed	718,420	663,694	748,110	696,809	787,502
Shifting	2,235	3,049	4,160	3,510	3,595
<b>Total</b>	<b>769,671</b>	<b>733,883</b>	<b>838,738</b>	<b>778,282</b>	<b>848,474</b>
<b>Cargo tonnage</b>	<b>14,854,650</b>	<b>14,163,942</b>	<b>16,187,643</b>	<b>15,020,843</b>	<b>16,375,548</b>
<b>Loaded Containers (TEUs)</b>					
Empty	204,625	175,137	193,908	240,710	323,434
Stuffed	407,424	474,857	565,513	447,803	414,041
Shifting	2,251	3,049	4,160	3,510	3,591
<b>Total</b>	<b>614,300</b>	<b>653,043</b>	<b>763,581</b>	<b>692,023</b>	<b>741,066</b>
<b>Cargo tonnage</b>	<b>11,855,990</b>	<b>12,603,730</b>	<b>14,737,113</b>	<b>13,356,044</b>	<b>14,302,574</b>
<b>Grand Total (TEUs)</b>					
Empty containers	253,641	242,277	280,376	318,673	380,811
Stuffed containers	1,125,844	1,138,551	1,313,623	1,144,612	1,201,543
Shifting	4,486	6,098	8,320	7,020	7,186
<b>Total</b>	<b>1,383,971</b>	<b>1,386,926</b>	<b>1,602,319</b>	<b>1,470,305</b>	<b>1,589,540</b>
<b>Total Cargo Tonnage</b>	<b>26,710,640</b>	<b>26,767,672</b>	<b>30,924,756</b>	<b>28,376,887</b>	<b>30,678,122</b>

## 8. RAILWAY TRAFFIC

The traffic handled by Port Railway was 1,285,734 tonnes during 2023-24. Particulars of wagons handled, tonnage handled and Freight charges collected on behalf of Southern Railway and Total Port charges for the last five years are given below:

Year	No of Wagons (in terms of Units)	Tonnes	Freight (Rupees in lakhs)	Total Port Charges* (Rupees in lakhs)
2019-20	192,888	3,930,152	6,316.08	1,084.00
2020-21	236,924	5,133,438	13,815.36	2,121.99
2021-22	133,925	2,823,836	18,427.79	1,114.12
2022-23	90,476	1,504,851	808.90	202.73
2023-24	79,746	1,285,734	688.78	95.98

(\*) Total Port charges include Haulage and Terminal Handling Charges except Container handling charges.

Details of tonnage handled Inward/ Outward movements		2022- 23		2023-24	
Inward		645,201		502,187	
Outward		859,650		783,547	
<b>TOTAL</b>		<b>1,504,851</b>		<b>1,285,734</b>	
Details of wagons handled Empties/Loads (in numbers)		2022- 23		2023-24	
		Received	Despatched	Received	Despatched
Broad gauge empties		7,195	3,688	7,888	1,137
Broad gauge loads		16,346	19,844	12,635	19,263

## 9. VESSEL TRAFFIC

Total number of 1,930 merchant vessels and 745 Government vessels sailed from the Port during the year as against 1,853 and 896 respectively during the previous year.

Details of vessels of large dimensions that entered the Port during the year are furnished below:

Sl.No.	Description of Vessel	Dimensions		Date of arrival
1	Largest Container Vessel MV NAVIOS CONSTELLATION	D.W.T	118,814	01.08.2023
2	Largest Tanker MT EUROHOPE	D.W.T	306,490	05.12.2023
3	Vessel with deepest draft berthed MT TATAKI	FOR'D AFT DWT	16.5 m 16.5 m 162117	28.06.2023
4	Longest Vessel Arrived MV NAVIOS CONSTELLATION	LOA	350 m	01.08.2023

No. of Vessels sailed during 2023-24 with G.R.T are given below:

Sl.No.	Classification	No. of ships	G.R.T.
1	Foreign	1,261	37,721,257
2	Coastal	669	7,611,203
3	Government	745	837,248
	<b>Total</b>	<b>2,675</b>	<b>46,169,708</b>

Details of tourist vessel that visited the port during the year 2023-24:

S.No	Name of the Vessel	Nationality	Date of Arrival
1	M.V AMADEA	Tourist Bahamas	23.04.2023

**10. Record Performances 2023-24:**

<b>Parameter / Cargo</b>	<b>2023-24</b>	<b>Previous Record</b>
Single Day Landing Crude Oil	126,500 Tonnes M.T. KASOS 16.04.2023	123,300 Tonnes M.T. MARATHI on 14.04.2022
Single Day Landing Steel cargo (HR Coils)	20,100 Tonnes M.V. NAGUAL on 07.11.2023	19,906 Tonnes M.V. IVS SPARROWHAWK on 31.08.2023
Single Day Handling	340,583 Tonnes on 27.01.2024	312,459 Tonnes on 30.04.2021



**Highest single day handling steel Cargo vessel - MV Nagual**



**Longest Container Vessel handled - MV Navios Constellation**

- On 05.06.2023, **Shri. Sarbananda Sonowal, Hon'ble Union Minister For Ports, Shipping & Waterways And Ayush** flagged off the India's maiden International service, Cordelia Cruises from Chennai Port to Sri Lankan Ports and felicitated the best performing partners and Stakeholders of Chennai Port.



*MV Empress, a premium cruise vessel, was ceremoniously flagged off to Sri Lanka from the Port*

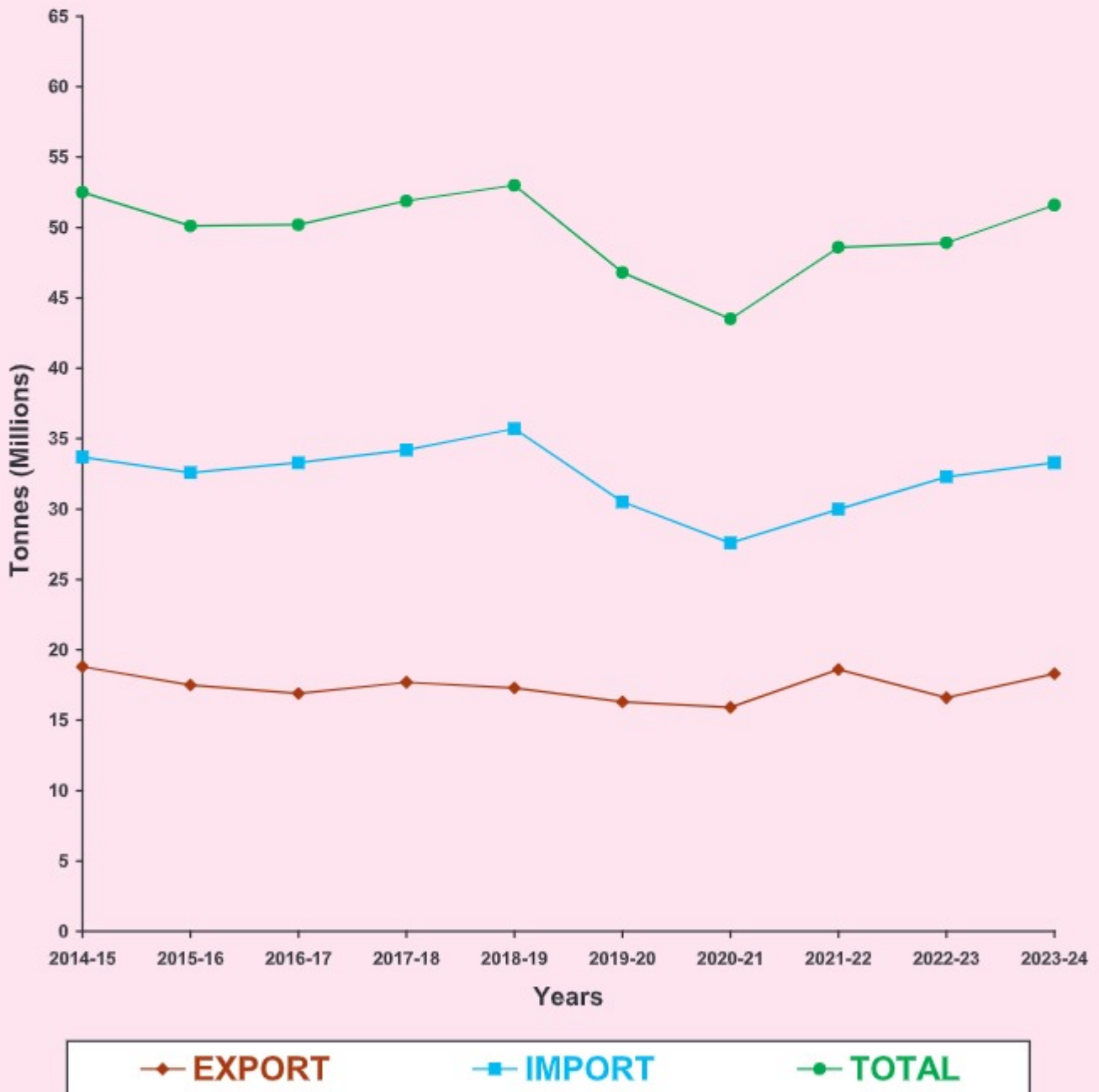


*A function on-board at cruise vessel celebrating first cruise to Sri Lanka*



# CHENNAI PORT AUTHORITY

Traffic Handled during the Year from 2014-15 to 2023-24





# CHENNAI PORT AUTHORITY

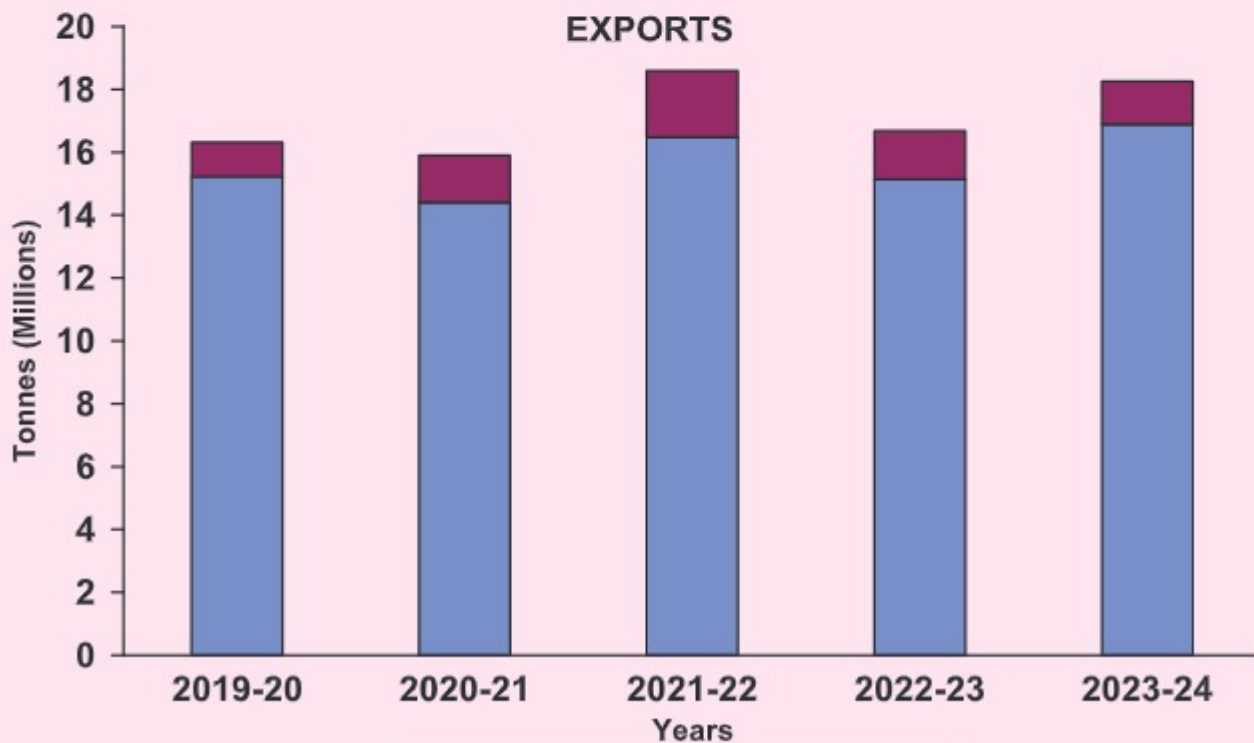
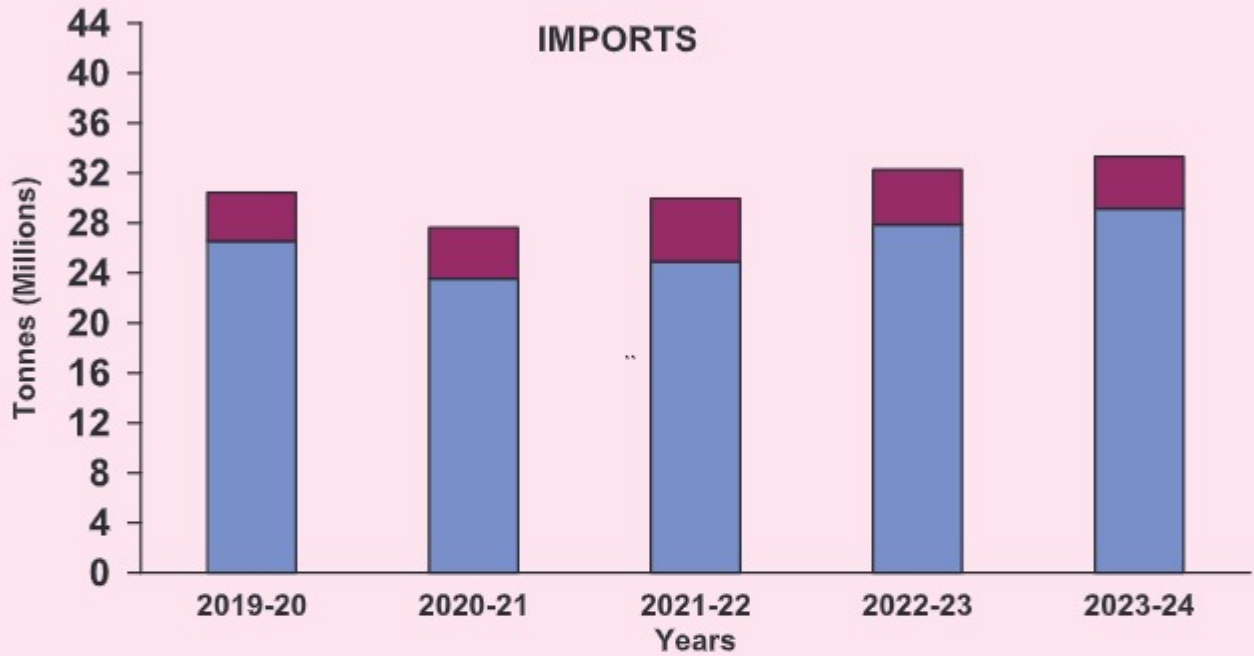
TOTAL TRAFFIC DURING THE YEARS FROM 2019-20 TO 2023-24





# CHENNAI PORT AUTHORITY

IMPORTS & EXPORTS DURING THE YEARS FROM 2019-20 TO 2023-24





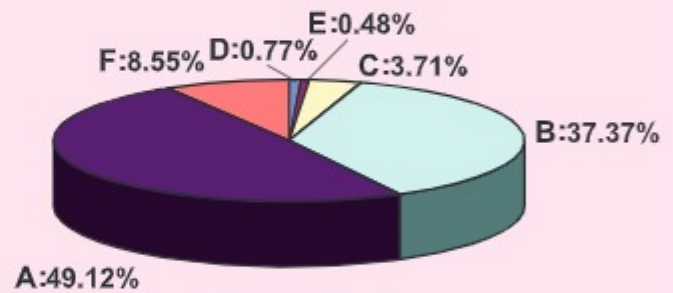
# CHENNAI PORT AUTHORITY

## Cargo Profile of Chennai Port during the year 2023-24

### IMPORTS

(In Tonnes)

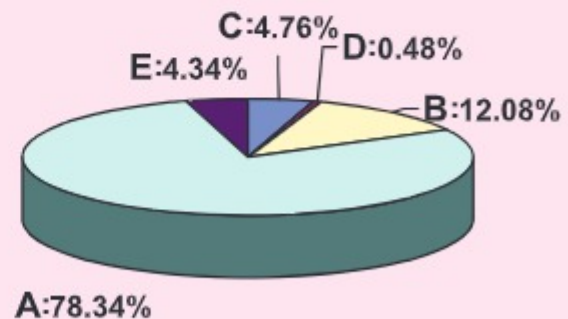
A. Containerised Cargo	16,375,548
B. Mineral Oils & other POL	12,458,812
C. Vegetable Oils	1,237,195
D. Fertilizers (Including Phosphate)	257,510
E. Chemical (Including Phosphoric Acid Soda and Sulphur)	160,901
F. Others	2,851,423
<b>TOTAL IMPORTS</b>	<b>33,341,389</b>



### EXPORTS

(In Tonnes)

A. Containerised Cargo	14,302,574
B. Mineral Oils & other POL	2,205,174
C. Barytes	868,794
D. Granite Stones	87,350
E. Others	792,623
<b>TOTAL EXPORTS</b>	<b>18,256,515</b>



## ADMINISTRATION REPORT OPERATIONS

### 1. FLOATING CRAFTS

Particulars of the number of days each craft was in commission during 2022-23 and 2023-24 are furnished below:

Craft		No. of days in commission	
		2022-23	2023-24
<b>Tugs</b>	Ocean Fame (on Charter)	198	360
	Sea Lion Admiral (on Charter)	364	360
	Ocean Bliss (on Charter)	362	359
<b>Pilot Launches</b>	Poomarichan (Owned)	39	353
	ABS Rohini (Hired)	363	364
	SHM XI CISF Patrol Boat (Hired)	338	361
<b>Mooring Launches</b>			
<b>Oil Recovery Vessel</b>	Mullai	233	40
	Marutham	365	363

### 2. CARGO HANDLING EQUIPMENT

The working of cargo handling equipments was satisfactory. The availability and supply of cargo handling equipments are given in Tables 12 & 13.

### 3. POWER SUPPLY

#### ENERGY SAVING CALCULATION OF LED REPLACEMENT FOR THE YEAR 2023-24.

Sl. No.	Building Lights	Units saved per annum	Amount saved per annum Rs.
1.	Energy saving calculation of LED replacement of 70 Nos. Street Light at various locations	44,352	3,85,862
2.	Energy saving calculation of 40 Nos. High Mast Towers with LED Light Fittings at various locations	829,440	72,16,128
	<b>Total Savings</b>	<b>873,792</b>	<b>76,01,990</b>

### 4. DREDGING

Dredging work has not taken place during year 2023-24.

## 5. PORT MAINTENANCE

The docks and wharves, breakwaters, roads and railway tracks, yards and buildings were maintained satisfactorily. A constant drive was made to clear unserviceable materials, debris etc., and to keep the harbour area clean.

## 6. CARGO HANDLING PRODUCTIVITY

The cargo handled by the Port labour during the year 2023-24 was 4,932,999 tonnes. Import being 3,084,341 tonnes and export being 1,848,658 tonnes.

Particulars of cargo handled by the Port labour during the last five years are as follows:

Year	Tonnage handled by Port Labour	Total traffic through the Port
2019-20	4,010,525	46,758,567
2020-21	4,458,547	43,553,325
2021-22	4,051,310	48,564,461
2022-23	4,508,814	48,949,214
2023-24	4,932,999	51,597,904

The average output per hook hour was 145.65 tonnes. Productivity (excluding Liquid and containerized cargo) relating to the last five years are given below:

Year	Productivity per hook hour (in Tonnes)
2019-20	79.80
2020-21	108.84
2021-22	72.52
2022-23	78.15
2023-24	145.65

The strength of shore labour and the wages paid to them during the last three years are given below:

	2021-22	2022-23	2023-24 #
Strength	175	153	317
Datum earnings*	Rs. 71,78,035	73,68,196	1,29,44,161
Time-rate wages and allowances	Rs. 21,43,06,459	26,64,30,452	40,07,64,263
Ex-gratia/P.L.B.	Rs. 61,71,692	35,67,827	43,15,337

# includes strength and payment to CHD workers

(\* Datum earnings denote Import and Export Incentive paid)

## 7. RAILWAY ACCIDENTS

Particulars of derailment during the last five years ending 2023-24 are given below:

Year	No. of De-railments	Total time Lost (In hrs)	Responsibility accepted by				
			Traffic Dept.	Engg Dept..	Southern Railway	Outside Parties	Other Reasons
2019-20	4	42	-	1	3	-	-
2020-21	7	89	1	5	1	-	-
2021-22	6	48	-	2	3	1	-
2022-23	1	7.5	-	1	-	-	-
2023-24	-	-	-	-	-	-	-

## 8. DOCK SAFETY

The Dock Safety Inspectorate, under the Ministry of Labour & Employment (DGFASLI), Government of India is functioning at this Port. The Inspectorate is carrying out the enforcement functions of the Dock Workers (Safety, Health and Welfare) Act 1986, and the Manufacture Storage & Import of Hazardous Chemical Rules, 1989 Regulations framed there under within the Port limits.

The major activities of the Inspectorate include:

1. Inspection of Ships, Dock and Cargo Handling Equipments.
2. Investigation of Accidents and Dangerous Occurrences.
3. Conducting Studies on Safety and Health aspects of Dock work.

### ACCIDENT STATISTICS:

The Accident statistics for the Port of Chennai during the past five years are given below:

Year	On Board			On Shore			Grand Total
	Fatal	Non-Fatal	Total	Fatal	Non-Fatal	Total	
2019-20	0	0	0	1	0	1	1
2020-21	0	0	0	1	0	1	1
2021-22	1	0	1	0	3	3	4
2022-23	0	0	0	2	0	2	2
2023-24	0	0	0	3	0	3	3

The total reportable fatal accidents were 3 which took place on Shore and total non-fatal accidents were Nil. The said accidents were investigated by the Inspectorate of Dock safety.

During the year 2023-24, 4 Dock Safety Committee meetings and a Safety Week were held.

## 9. INDUSTRIAL RELATIONS

The Industrial relations in the Port during the year 2023-24 were generally cordial.

There are 20 Registered Trade Unions functioning in the Chennai Port Authority, of which 12 unions have participated in the check off held for the years 2023-2025. As per the Ministry's guidelines the first seven unions will be accorded recognition status based on the membership strength of the unions.

The conciliation meetings on the Industrial Disputes (IDs) raised by the Trade Unions were held before the Dy.CLC(C)/ALC(C), Chennai & settled the IDs amicably. Management also held meetings with Unions who have issued strike notices and settled the issues amicably.

## 10. SECURITY

The security of Chennai Port Authority and its property is being looked after by the Central Industrial Security Force (CISF) since the time of its induction in the year 1972. The Port has seen lot of expansion and increase in its activities resulting in increase in the movement of men, materials and vehicles. The spurt in the terrorists and sabotage activities in the country has drastically changed the security scenario there by thrusting more responsibility and accountability on CISF. Major priority of CISF is to ensure proper safeguard and protection of the vital installations of the port and smooth entry and exit of authorized men, materials and vehicles in the port thereby ensuring maximum output in the performance of the port.

Chennai Port Authority complies with Security Standards as stipulated in ISPS (International Ship & Port Facility Security) code. During the year under review, CISF provided excellent security and protection coverage to Chennai Port Authority which include movement of VIP's, Foreign Delegates Committees, Diplomats & Navy and Indian Coast Guard. At Chennai Port CISF is equipped with Hand Held Metal Detector (HHMD), Trolley Mirrors, Alcohol testing equipment, Night Vision Binoculars, Radiological detection equipment etc.

CISF along with the Port Officials, Police and other State and Central Security / Intelligence agencies participated in Coastal Security Exercise "OPS SENTINEL", "OPS CHAUKAS", "OPS SAJAG" and "SAGAR KAVACH" conducted in various periods. In addition, CISF conducts mock drill on fortnightly, monthly, quarterly and yearly basis on various scenarios. A joint mock drill exercise on Terrorist attack was conducted on 16.09.2023 in which CISF, TNCF, NSG, Port Fire Service, Medical Team of ChPA, Local Police and ChPA management participated.

## 11. PORT FIRE SERVICES

158 Fire calls viz., 3 on board, 46 ashore, 81 special service & rescue calls and 28 Mock drill were attended and there was no major fire during the year 2023-24.

## **ADMINISTRATION REPORT**

### **FINANCE**

#### **1. INCOME**

The Operating Income is Rs.1051.67 Cr. during the year 2023-24 as compared to Rs.968.77 Cr. in the previous year. Increase in operating income is due to increase in traffic volume, increase in dollar rate and revision of SoR w.e.f. 20.01.2023.

The Finance & Misc. Income earned during the FY 2023-24 is Rs.317.41 Crore as against Rs.388.44 Cr during the previous year. The decrease is mainly due to dividend income of Rs.240 Cr. received from KPL as against Rs.270 Cr. during FY 2022-23 and sale proceeds of Duty Credit Scrips of Rs.35.55 Cr. during FY 2022-23.

#### **2. EXPENDITURE**

The Operating Expenditure is Rs.659.38 Cr. during the year 2023-24 as compared to Rs. 642.59 Cr. in the previous year. The increase in operating expenditure is mainly due to increase in Repairs and maintenance expenditure, hire of Tugs, electricity charges and provision made towards Wage Revision Arrears, CSR etc. However, the operating surplus increased by Rs.66.11 Cr.

The Finance & Misc. expenditure incurred during the FY 2023-24 is Rs.508.23 Cr. as against Rs.558.56 Cr. The reasons for decrease is mainly due to payment of arrears of drop in pension and provisions made towards Capital Work in Progress under prior period expenditure during previous year.

#### **3. WORKING RESULTS**

The Operating Surplus is Rs.392.29 Cr. in FY 2023-24 as against Rs.326.18 Cr. in FY 2022-23 and the net surplus before tax is Rs.201.47 Cr. during 2023-24 as against net profit before tax of Rs.156.06 Cr. during the previous year. A tax provision of Rs.85.26 Crores has been made during the year 2023-24. Out of the amount available for appropriation for FY 2023-24 of Rs.116.21 Cr., the Authority had made a contribution to General Insurance Fund, made a Transfer of Fund to Other Funds (Cap I and Capital II) and the balance surplus available for the FY 2023-24 is Rs.19.60 Cr. Necessary contributions made to the Statutory Reserves for Replacement, Rehabilitation & modernization of Capital Asset and Reserves for Development.

#### 4. COST RATIO

The percentage of direct cost (excluding depreciation and overheads) and total cost (including depreciation and overheads) to the earnings under the respective activities for the year and previous year are given below:

Activities	Percentage of cost to earnings			
	2022-23		2023-24	
	Direct Cost	Total Cost	Direct Cost	Total Cost
Cargo Handling and Storage	37	66	41	105
Port and Dock Facilities	36	77	25	47
Railways	497	1772	792	2148
Rentable Lands & Buildings	11	129	19	127

#### 5. CAPITAL EXPENDITURE

Capital expenditure incurred during the year 2023-24 is Rs.78.12 Cr. as against Rs.27.61 Cr. during the previous year.

#### 6. LOAN FROM SBI FOR ACQUISITION OF KPL

The Port had taken a term loan of Rs.1775 Cr. from SBI for acquisition of Equity shares in M/s. Kamaraj Port Limited. As on 31.03.2024 the Term Loan balance outstanding is Rs.1255.56 Cr.

## ADMINISTRATION REPORT

### HUMAN RESOURCES MANAGEMENT

#### 1. CASTE DEMOGRAPHY

Orders of the Government in the matter of reservation in the appointment and promotion for the members of Scheduled Castes/Tribes/Other Backward Classes are followed by the port.

The Category wise and Class wise employment position as on 31.03.2024 was as under:

Category	Number of employees				
	Total	SCs	STs	OBCs	PHs
Class I	109	22	12	18	2
Class II	83	25	10	7	1
Class III	1616	395	45	458	33
Class IV	1038	279	16	168	19
<b>Total</b>	<b>2846</b>	<b>721</b>	<b>83</b>	<b>651</b>	<b>55</b>

The number of dependants registered for compassionate appointment during the year 2023-24 was 22 and 1 was appointed on compassionate grounds as per Court Order.

#### Promotions:

The promotions made during the year 2023-24 are furnished below:

Category	Total Notified	Total Filled	S.C.	S.T.
Class I	28	30	6	3
Class II	27	27	10	2
Class III	142	144	37	1
Class IV (excluding Sweepers)	97	25	4	1
<b>Total</b>	<b>294</b>	<b>226</b>	<b>57</b>	<b>7</b>

#### Direct Recruitment:

Category	Total Notified	Total Filled	S.C.	S.T.
Class I	2	4	-	-
Class II	-	-	-	-
Class III	5	87	12	1
Class IV (excluding Sweepers)	1	26	7	-
<b>Total</b>	<b>8</b>	<b>117</b>	<b>19</b>	<b>1</b>

## 2. PORT VIGILANCE

Vigilance Department at Chennai Port Authority functions on the guidelines given by the Central Vigilance Commission, an apex governmental body, and focuses on creating an efficient vigilance administration at the Port, with an aim towards transparent, ethical, objective, accountable and responsive system of governance, through effective anti-corruption and preventive measures. Vigilance department strives to eliminate the possibility of indulging in corrupt and unfair practices by the employees. The department is functioning not just as an Investigating Agency for punitive action but as a preventive/proactive agency and strives to bring about qualitative improvement in the functioning of the Port.

The Chief Vigilance Officer heads the Vigilance Department and acts as an advisor to the Chairperson in all matters pertaining to vigilance; and also provides a link between the organisation and the Central Vigilance Commission on one hand and the organisation and the Central Bureau of Investigation on the other.

Vigilance Department at Chennai Port Authority, performs its functions on the guidelines given by the Central Vigilance Commission (CVC) and coordinates with CVC, Chief Technical Examiners' Organization (CTEO) of CVC, Ministry of Ports, Shipping & Waterways (Vigilance Wing) and Central Bureau of Investigation (CBI). The objective of the Vigilance Department, Chennai Port Authority is to ensure effective Vigilance administration and to facilitate an environment which is helpful for the employees/ officials of Chennai Port Authority to work with integrity and transparency.

Emphasis is given to bring awareness among the employees of the Port towards transparency in procedure and decision making by adhering to the Rules and Regulations in force. The functions of Vigilance should not be viewed as impediment in achieving the objective of the Port rather it should be viewed as facilitator in accomplishing its objective.

The main function of the Vigilance Department is to undertake preventive vigilance and anti-corruption measures and include collecting intelligence about the corrupt practices committed, or likely to be committed by the employees; investigating or causing an investigation to be made into verifiable allegations reported to the Vigilance; processing investigation reports for further consideration of the Disciplinary Authority concerned; referring the matters to the Commission for advice wherever necessary; taking steps to prevent improper practices or commission of misconducts; examining audit, inspection and other reports from the point of vigilance angle, etc. Thus, the Vigilance functions be broadly divided into three categories, viz. (i) Preventive and pro-active vigilance; (ii) Punitive vigilance; and (iii) Surveillance and detection.

The preventive part of Vigilance is ensured through surprise inspections carried out in the sensitive divisions where public dealing is involved, scrutiny of files related to procurement and contract, scrutiny of the property returns of Officers/employees etc. System improvement is suggested wherever necessary to the concerned Departments for strict adherence.

Punitive Vigilance includes investigating verifiable allegations, preparing investigation reports / factual reports as desired by the CVC for advice wherever necessary and initiation of Disciplinary Proceedings against the erring Officials, etc.

The Vigilance Activities which inter-alia covers but not limited to the following:

- ◆ Preparation of list of officers of doubtful integrity.
- ◆ Preparation of "Agreed list" of officers.
- ◆ Scrutiny of returns on immovable/movable assets.
- ◆ Monitoring rotation of staff in sensitive areas.
- ◆ Investigation of complaints with follow-up action.
- ◆ Study systems & procedures of and advise the Management to eliminate scope for malpractices.
- ◆ Review of procurement of works, goods and service contracts.
- ◆ Surprise inspections.
- ◆ Undertaking CTE type inspections & Scrutiny of audit reports.
- ◆ Follow-up of CVC's instructions.
- ◆ Submitting Monthly/Quarterly & Annual Reports to CVC and MOPSW
- ◆ Observance of Vigilance Awareness Week during the last week of October every year.

#### Status of Activities carried out

1. No. of complaints received	:	33
2. No. of Vigilance related complaints	:	4
3. No. of Non-Vigilance complaints	:	29
4. Action taken	:	15
5. No. of anonymous/pseudonymous Complaints for which action not taken	}: :	9
6. Under investigation	:	Nil
7. No. of Vigilance Clearance processed		
Class I & II	:	233
Class III & IV	:	1809
8. Scrutiny of files related to Movable / Immovable properties	} : :	41

#### EVENTS – PROGRAMME ON VIGILANCE AWARENESS WEEK (VAW) 2023

Vigilance Awareness Week is being observed every year since 2000 as per the advice of the Central Vigilance Commission, to commemorate the Birth anniversary of **Bharat Ratna Sardar Vallabh Bhai Patel**, the first Home Minister of India. As an outreach campaign to spread awareness against corruption among citizens, especially among youths and students, specific anti-corruption theme is suggested by CVC every year for observance of VAW during the last week of October. The theme for 2023 was suggested by CVC as "Say no to corruption; commit to the Nation" and observed between 30<sup>th</sup> Oct., 2023 and 5<sup>th</sup> Nov., 2023.

As a prelude to Vigilance Awareness Week 2023, the Commission has advised three-month campaign period between 16<sup>th</sup> Aug., 2023 and 15<sup>th</sup> Nov., 2023 to undertake the following Preventive Vigilance measures as focus area:

- a) Awareness building about Public Interest Disclosure and Protection of Informers (PIDPI) Resolution,
- b) Capacity Building Programs,
- c) Identification and implementation of Systemic Improvement measures,
- d) Leveraging of IT for complaint disposal,
- e) Updation of Circulars / Guidelines / Manuals,
- f) Disposal of complaints received before 30.06.2023.

In a move towards inculcating the true spirit of participative vigilance as advised by the CVC, during the three-month campaign the following preventive vigilance measures were taken up against the focus area:

- A Short film and Jingles produced wholly by the Vigilance Team using the in-house expertise in Regional language (Tamil) for creating awareness on PIDPI were showcased to the Public, Employees cum stakeholder at work zone using mobile LED van. The students of Chennai Port Dock Educational Trust Higher Secondary School were cast in the Short Film. *Street Play* in Regional language (Tamil) with folk songs were also performed at work zone / Public areas by Folk artists. The Short Film, Jingles, *Street Play* are hosted in the Port website for the Public View. *Walkathon* was conducted involving College students of Shree Chandrababhu Jain College. *Selfie Booth*, displaying of *banners, standees*, distribution of *pamphlets*, displaying of *placards* with slogans on corruption / Integrity / Honesty were also arranged for propaganda the PIDPI Resolution at Public places.
- As a part of Capacity Building Program, *workshops, seminars, Trainings* to Port Official were arranged through the resource persons from ISTM, GeM, CVO-BDL on various topics viz., Procurement, Ethics and Governance, Systems and Procedures of the Organization, Cyber Hygiene and Security, IO/PO Training, Disciplinary Proceedings, GeM Training. Training program for Training of Trainers were also conducted to Port Officials.
- As regards, Identification and implementation of Systemic Improvement measures, the Vigilance cases in the last 5 years were taken up for analysis and the vulnerable areas prone to corruption were identified and Systemic Improvements were suggested.
- As part of leveraging of IT for complaint disposal, an *Online Complaint Management System* for the Chennai Port has been created.
- With regard to Updation of Circulars / Guidelines / Manuals, *Crisis cum Disaster Management Plan, SOP* for Oil Dock Operation & Maintenance of various Mechanical & Electrical equipment are updated.

During the VAW 2023 observed between 30<sup>th</sup> Oct., 2023 and 5<sup>th</sup> Nov., 2023, *Integrity Pledge* was taken by the Port Officials and thereafter outreach activities were conducted across the Organization, schools, colleges, etc. The activities, inter alia, include organising *e-pledge* to the employees, *competitions in slogan / essay writing, debate, painting, Quiz*

Programme, etc. on the anti-corruption theme and the role of citizenry against fighting corruption. 1,246 officials were taken e-pledge and 1968 employees/ students were participated in various competitions.

The News Letter "Voice of Vigilance – 2023" was released with the messages from top management and Articles / Poem written by employees of the Chennai Port and Kamarajar Port on Corruption, Integrity, etc., were circulated among the employees and published in Port website.

### **3. IMPLEMENTATION OF RTI ACT, 2005 IN CHENNAI PORT AUTHORITY**

The Chennai Port Authority has implemented the **Right To Information (RTI) Act, 2005** w.e.f. **12.10.2005**. The facility to file online RTI application in respect of ChPA through DoPT's 'RTI Online portal' (<https://rtionline.gov.in/>) has been made available to the applicants w.e.f. **14.03.2017** to enable Citizens from all over the country to submit RTI Application or Appeal. Chennai Port Authority is now receiving RTI Applications/Appeals both on line and in physical form.

A Separate RTI Counter has been opened at "In-gate" of the Administrative Office Building and one staff has been exclusively posted to receive the applications / first appeals under RTI Act and also to assist the public under RTI Act. The help desk is functioning during office hours i.e. 10.00 Hrs. to 1700 Hrs.

#### **Appointment of APIO/CPIO/FAAs**

Under the provisions of the Right to Information Act, 2005, Chairperson, Chennai Port Authority has designated an officer from each department as Assistant Public Information Officers, Dy.HoD level officers as Public Information Officers and all the Heads of Departments as First Appellate Authority of the concerned department to deal with the Applications/Appeal under RTI Act, 2005.

The Name boards have been displayed exhibiting the name of the Asst. Public Information Officers / Public Information Officers and First Appellate Authorities at prominent places of the Port for the guidance of information seekers and also to create awareness among Port Employees, Port users and General Public.

#### **Suo-motu Disclosure**

All the Regulations of Chennai Port Authority framed under the Major Port Authority Act, 2021 and all other information as required under Section 4(1)(b) of the RTI Act 2005, have been published on the Port's website viz. [www.chennaiport.gov.in](http://www.chennaiport.gov.in).

**Indian Maritime University** has been nominated for conducting Third Party Audit of Suo-Motu disclosure of Chennai Port Authority's web portal under Section 4 of the RTI Act, 2005.

#### **Quarterly Reports**

Quarterly Return of Chennai Port Authority under RTI Act are periodically uploaded in the Central Information Commission (CIC) Website and also in Port Website.

#### **Payment of fee under RTI Act**

The RTI Applications / First Appeals, seeking information under RTI Act are accepted in any form i.e. online/ in person/ by post/etc. with the prescribed fee of Rs.10/- by Bank / Cash / Postal Order and Demand Draft in favour of Chairperson, Chennai Port Authority.

## Training

Regular training programs are conducted to educate the Staff/Officers who are handling RTI Applications /Appeals, through Centre for Human Resource Development (CHRD)

### Applications/First Appeals received during the period from 01.04.2023 to 31.03.2024

During the year 2023-24 (from 01.04.2023 to 31.03.2024), 320 RTI Applications and 51 first appeals have been received and disposed off. Apart from this, PIOs of Chennai Port Authority had attended the Video Conferences conducted by Central Information Commission (CIC) and disposed 2 Second Appeals during the year.

### Implementation of CPGRAMS in Chennai Port

During June 2007, the Government of India has introduced a new software called the Centralized Public Grievance Redress and Monitoring System (CPGRAMS) , to redress the grievance of citizens and the same was made operational in all the Ministries / Departments under the administrative control of Government of India. Accordingly the said system was implemented in Chennai Port Authority also.

During the period from 01.04.2023 to 31.03.2024, 45 grievances have been received and disposed off in the PG Portal .

## 4 STRENGTH OF STAFF AND EXPENDITURE

A comparative statement of the strength of Staff (other than shore labour) and the expenditure on them during the last three years ending 31<sup>st</sup> March is given below:

	31 <sup>st</sup> March 2022	31 <sup>st</sup> March 2023	31 <sup>st</sup> March 2024
Strength of Officers	193	192	195
Strength of Staff excluding Shore Labour (Class III & IV)	3293	2816	2335
Salaries & Wages of Officers	Rs. 36,28,98,179	39,20,44,776	42,52,54,444
Salaries & Wages of other Staff	Rs.3,61,40,24,385	3,35,54,68,768	3,02,21,43,301
Ex-gratia/Productivity Linked Bonus to Officers and Staff	Rs. 4,38,91,623	4,28,78,732	3,41,17,714

Payment made towards pension and gratuity during the year 2023-24 is Rs.509.27 Crore as against Rs. 491.56 Crore during the previous year.

## 5. STAFF TRAINING

### DETAILS OF TRAINING PROGRAMME CONDUCTED BY CHRD FOR THE YEAR 2023-24

Sl.No.	Type of Training	No.of Training	No.of Nominees
1	In House	38	633
2	External	26	76

## **6. LABOUR WELFARE**

Chennai Port Authority extends a number of welfare measures to the officers/employees and their family members. The major and important welfare measures that the Chennai Port has implemented are stated below:

### **QUARTERS**

The Chennai Port has provided the serving officers / employees with quarters at Tondiarpet, Clive Battery, Trust Villa at Royapuram, Spring Haven Road and Napier Bridge. There are 856 quarters of various types (Types I to V).

### **CHILDREN EDUCATIONAL ALLOWANCE**

The Authority is granting children's educational allowance of Rs. 27,000/-per annum per child up to a maximum of two children of each employee in the category of class III & IV studying from L.K.G. to Hr. Secondary Courses and up to 2<sup>nd</sup> year polytechnic courses.

### **FAMILY DISPUTES : COUNSELING / ENQUIRY**

Family disputes among the employees of the Trust and their relatives reported to have often been solved from time to time.

### **CHENNAI PORT & DOCK EDUCATIONAL TRUST HR. SEC. SCHOOL**

With a view to provide better educational facilities to the children of the employees of the Trust and nearby residents studying from L.K.G. to XII Std., the Chennai Port is running the Chennai Port and Dock Educational Trust's Higher Secondary School with English / Tamil as a medium of instruction, at Chennai Port Tondiarpet Housing Colony. The School is providing education to the wards of the employees and also to children of marginalized people living around the Tondiarpet Housing Colony. From, the academic year 2023-24 onwards the Chennai Port is providing the welfare measures like uniform, shoe, shocks, school bag, textbooks and notebooks, map, colour pencils, sanitary items, etc., at free of cost to all students. Further, the school fee has been reduced to 1/3<sup>rd</sup> of the existing structure.

### **WELFARE COMMITTEE**

A Welfare Committee was formed to take care of efficient and orderly maintenance of the Tondiarpet Housing Colony and to promote co-operation, cleanliness, peace, amity and cordiality among the residents of the Colony since 1991.

### **OFFICERS' CLUB**

An Officers Club is functioning for the benefit of the Officers of the Chennai Port.

### **SPORTS ACTIVITIES**

Babu Jagajeevan Ram Sports Complex Stadium at Tondiarpet Housing Colony has a long pavilion with a capacity of thousand viewers. Two gyms for men & women residing at Tondiarpet Housing Colony & at Napier bridge officers' quarters are maintained for practicing exercises and Yogasanas to help them maintain their physical and mental health.

In addition, Babu Jagajeevan Ram Sports Complex is allotted to the educational institutions for conducting Sports Meet at a nominal charge.

### **CANTEENS**

The Chennai Port is providing clean and hygienic canteen facilities to the officers and employees of the Port at a subsidized rate, named as Chennai Port Administrative Offices Canteen which is being outsourced by the Port and functioning at Administrative offices.

## Library and Information Service

A well-equipped library within the office premises offers numerous benefits to employees, including easy access to knowledge, resources, and a conducive environment for learning and personal development.

The library houses a diverse collection of resources, catering to various interests and professional needs. The collection includes books, periodicals, Reference Materials etc. The Library provides facilities such as Reading Areas, Quiet Zones and Meeting Rooms. It offers various Services and Policies such as Membership - Borrowing, Renewal of books and other policies like fixing loan period and limits/overdue fines.

## Chennai Thuraimuga Tamil Sangam

In order to promote Tamil Language, patriotism and unity among the employees of Port, 'Tamil Sangam' is conducting various programmes, such as poetry competition, pattimandrum and oratory meeting and various debates on publicizing the fame of Tamil Literature, Culture, Old Poets and Freedom Fighters from time to time.

## Women Employees

For the welfare of the women employees the Chennai Port is conducting various awareness programmes on Medical treatment, Stress Management, Skin care, Production of Handicrafts etc. Competition for women was conducted and prizes were distributed to the winners on International Women's Day.

## Family Security Scheme

A sum of Rs.16/- is deducted from the salary of each employee of the Port for payment of ex-gratia to the employees who died while in harness. The family of the deceased employee is paid a sum of Rs.20,000/- at the time of final settlement.

## Funeral Expenses to the family of Deceased Employees

A financial assistance of Rs.6,000/- is provided to the family of an officer/employee who dies while in service towards funeral expenses.

## SPORTS COUNCIL

The particulars of participation of Chennai Port Authority teams in All India Major Ports (AIMP) tournaments and other tournaments in each discipline for the year 2023-24 are as follows:

- ATHLETICS** : Chennai Port Authority Men & Women Athletic team Participated in the AIMP Athletic Championship (55+) conducted by Paradip Port Authority from 31.01.2024 to 02.02.2024 Team Championship and Smt. Alphonsa P. Ryan, Sr.Works Clerk, MEE Department Won Individual Champion (55+) Women.
- BASKETBALL** : Chennai Port Authority Basket Ball team has won 3<sup>rd</sup> place in the AIMP Basketball Championship conducted by V.O.C.Port From 09<sup>th</sup> to 11<sup>th</sup> January 2024.
- CARROM** : Chennai Port Authority Carrom team won the Overall Championship in the AIMP Carrom tournament conducted by Chennai & Kamarajar Port Jointly from 7<sup>th</sup> to 9<sup>th</sup> February 2024. 1. Shri. P.Arunagiri, J.E. CME Dept., won the Gold Medal in Men's Singles event, 2. Shri. Govindaraj, Marine Dept. won the Silver Medal in Men's Singles event, 3. Shri. S.Rajkumar, Maz., Traffic Department won the Bronze Medal in Men's Singles event.

- CHESS** : Chennai Port Authority Chess team has won 3<sup>rd</sup> place in the AIMP Chess Championship conducted by Goa Port From 16<sup>th</sup> to 18<sup>th</sup> January 2024.
- CRICKET** : Chennai Port Authority Cricket team has won 1<sup>st</sup> place in the AIMP Cricket Tournament conducted by Kandla Port From 16<sup>th</sup> to 18<sup>th</sup> January 2024 at Gujarat.
- FOOTBALL** : Chennai Port Authority team has won 1<sup>st</sup> place in the AIMP Football Tournament conducted by Mumbai Port From 11<sup>th</sup> to 15<sup>th</sup> December 2023 at Mumbai.
- KABADDI** : Chennai Port Authority team won the Overall Championship in the AIMP Kabaddi Championship conducted by Vizag Port Authority from 8<sup>th</sup> to 12<sup>th</sup> February 2024. Shri. Dinesh Kumar, ChPA (Guest Player) won the Best All-rounder prize.
- LAWN TENNIS** : Chennai Port Authority Team Participated in the LAWN Tennis Championship held at Cochin Port from 28<sup>th</sup> to 30<sup>th</sup> November 2024. Shri. S.Viswanathan, Deputy Chairperson won the Bronze medal in Men's Singles event.
- SHUTTLE** : Chennai Port Authority team won the Overall Championship in the AIMP Shuttle Championship jointly conducted by Chennai & Kamarajar Ports from 7<sup>th</sup> to 9<sup>th</sup> February 2024. 1. Dr. Jayaprakash won Bronze Medal in Men's Singles event, 2. Shri. G.P.Magesh, Greaser Marine Dept., & Shri. Devandaran, J.E. Engg. Dept., won the Gold Medal in Men's Veteran doubles event (45+), 3. Shri. G.P.Mahesh, Greaser, Marine Dept., won Bronze Medal in Men's Veteran singles event (45+), 4. Shri. R. Amarendran, A.S.,G.A.Dept., & Shri.K.R.Anand, Coupling Porter, Traffic Dept., won the Gold Medal in Men's Veteran doubles event (50+).
- TABLE TENNIS** : Chennai Port Authority Team Participated in the All India Major Port the Table Tennis Championship held at HDC, Kolkata from 20<sup>th</sup> to 22<sup>nd</sup> March 2024. 1. Shri. John Bosco, Tally Clerk, Traffic Department, won Bronze Medal in Men's singles event (50+), 2. Shri. T.P.Sridhar, A.S.,Traffic Department, & Shri. P.Vijay Anand, MRE, Marine Department won Bronze Medal in Men's doubles event (45+), 3. Shri.S.Gopika Krishna, A.S., Finance Dept., & Shri. John Bosco, Tally Clerk, Traffic Dept., won Bronze Medal in Men's Doubles event (50+).
- WEIGHTLIFTING**: Chennai Port team has won 1<sup>st</sup> place in the AIMP Weightlifting Championship conducted by J.N.P.A. Mumbai, from 15<sup>th</sup> to 16<sup>th</sup> February 2024. Shri. N.Anandan, Engg. Dept., won the Title **“STRONG MAN OF MAJOR PORTS 2024.”**
- BODYBUILDING**: Chennai Port Authority team has won 2<sup>nd</sup> place in the AIMP Bodybuilding Championship conducted by J.N.P.A. from 15<sup>th</sup> to 16<sup>th</sup> February 2024 at Mumbai. Shri.D.Thangaraj, O.A., G.A. Department, won the Title **“MR. MAJOR PORT 2024.”**

#### **TECHNICAL OFFICIALS FROM THE PORT WHO ADORNED THE NATIONAL / INTERNATIONAL EVENTS**

**Shri. S.PaulArokia Raj, A.T.M., Traffic Department**, International Arbiter ('A' Grade) was appointed as Chief Arbiter for the 36<sup>th</sup> National Under-9 Boys and Girls Chess Championship held at Jamshedpur, Jharkhand from 2<sup>nd</sup> to 8<sup>th</sup> November 2023.

**Shri.Md.Riaz., S.V.,Finance Department,** was selected to Conduct the World Athletics CECS Level – I Lecturers course held at J.N.Stadium, Chennai from 3<sup>rd</sup> to 14<sup>th</sup> February 2024.

**Shri.M.Kalyanasundarram, MEE Department** was nominated as Selector for the Tamil Nadu State Under – 14 for the Season 2023-24 held at Chennai from 21<sup>st</sup> to 31<sup>st</sup> August 2023.

**Shri.D.Bhuvaneswaran, Maistry, Traffic Department,** has represented Tamil Nadu State in the 90<sup>th</sup> National Championship 2023 (Senior Men Billiards) from 15<sup>th</sup> to 22<sup>nd</sup> December 2023 & Master Snooker from 21<sup>st</sup> to 25<sup>th</sup> December 2023, held at J.N. Indoor Stadium, Chennai.

**Shri.P.Rajkumar, S.A., Engineering Department,** was nominated as Admin Manager for the Tamil Nadu State Under -14 Interstate Cricket Tournament at Goa from 22<sup>nd</sup> January 2024 to 15<sup>th</sup> February 2024.

**Shri.K.Rajarajan, Sr. Works Clerk, Engineering Department,** was appointed as Technical Official for the CBSE (South Zone) Championship held at Sachidanandha Jothi Nikethan School, Mettupalayam from 6<sup>th</sup> to 9<sup>th</sup> November 2023.

**Shri.M.S.Annakumar, Gateman, Traffic Department,** was nominated as Official for the 6<sup>th</sup> Kelo India Youth Games 2023 held at Chennai from 19<sup>th</sup> to 31<sup>st</sup> January 2024.

**Shri.D.Clement Lourthuraj, Sr.W.Clerk, MEE Department,** was nominated as Team Manager for the Tamil Nadu Senior Men Hockey Championship Team for the 37<sup>th</sup> National Games 2023 held at Goa from 30<sup>th</sup> October to 8<sup>th</sup> November 2023.

**Shri.R.Tabort Jones, Sr.W.Clerk, MEE Department,** was nominated as Core member of the Organizing Committee for the 13<sup>th</sup> Hockey India Senior Men National Championship held at Mayor Dr. Radhakrishnan Stadium, Egmore from 16<sup>th</sup> to 28<sup>th</sup> November 2023.

## **7. Medical Facilities**

The Chennai Port Authority Hospital was inaugurated on 1<sup>st</sup> July 1939 as a small Dispensary, completed 84 years of tremendous service and now it functions as a full-fledged Secondary Care Hospital. The hospital has the following two units:

1. The Main Hospital complex housing the Medical & Surgical Specialties, Laboratory, Casualty, Intensive Care Dialysis Unit, Operation Theatre Complex, etc.
2. Diabetic Specialty Centre at the Diamond Jubilee Building opposite to the Main Hospital, which has the out-patient specialties and allied services.

The 125 bedded Hospital has all broad Specialties (Medical and Surgical) and caters to a population of 22,000 approximately, including employees & their dependents, retired employees & their spouses and CISF employees & dependents. In addition, CHPA hospital also caters to treatment facilities to KPL employees and other port retired employees settled in and around Chennai.

### **Services Available & Rendered:**

The Hospital has a dedicated six bedded Intensive Care Unit, Laboratory, State of the art operation theatre suites, Dialysis wing, an exclusive Diabetic Specialty service, modernized semi private cubical ward and State of the art equipment for both diagnosis and treatment.

The hospital is served by 18 regular doctors of all specialties and in addition 11 Consultants/Visiting Specialists are also available for those Specialties which are not available, to enhance the service in Specialties for the comprehensive benefit of the CHPA patients.

The Hospital has an elaborate Medical Stores Division taking care of the procurement of surgical, medical equipment and essential medicines. The Hospital has also empaneled 17 Hospitals (9 Multi-Specialty & 8 Single Specialty hospitals) and 5 Diagnostic Centers at CGHS rates for Super Specialty treatment for services not available with CHPA.

## Allied Services

SIDDHA Clinic, a unit of Ayush started functioning in Chennai Port Authority Hospital w.e.f. 24.11.2022 for the benefits of CHPA patients as per the directive of Ministry of Ports, Shipping & Waterways.

## Census

Total number of Out Patient services and In-Patient services rendered for the year 2023-2024 is 1,16,507 and 2,077 respectively.

The Hospital also performed 121 Cataract surgeries and 6 minor surgeries in the State of Art Operation Theatre.

In the SIDDHA Clinic, 2,551 Out Patient services rendered during the year 2023-24.

## First Aid & Ambulance

The Ambulance and First Aid Service, Casualty (Emergency room) functioning round the clock. Presently, there are 3 Ambulances plying within the port to attend emergencies and to shift the patients from CHPA hospital to various referral hospital/ Diagnostic centres for admission / specialist consultation / investigation purpose for the benefit of the patients. Among these 3 Ambulances 2 are basic Life Support and another 1 is Mini Transport Ambulance.

## Hospital Kitchen & Diet

The in-house kitchen is manned by a permanent Dietician & Nutrition Specialist who personally monitor the dietary requirements of the patients according to their illness and to provide supplementary nutritional diet to all patients.

Presently, the Port Hospital is one of the well-known, well equipped Major Secondary Care hospital with in-house Specialties, well nurtured nursing service, emergency and first aid service etc.,

## On Going Cleanliness Programmes

- ✦ E- cleaning campaign conducted in the main hospital and its surrounding areas on 26.04.2023 & 31.05.2023.

## Preventive and Promotive health Care:

- ✦ **Occupational Health-** Periodical Health check-up is being conducted regularly to all employees, stevedore including Canteen employees and Officers.
- ✦ **World Mental Health Day** observed on 11<sup>th</sup> October-2023 and **Telemanas logo** has been published in the website.
- ✦ **World AIDS Day** was commemorated on 1<sup>st</sup> December-2023
- ✦ **Continuous Medical Education** programmes are being conducted in CHPA hospital for the benefits of doctors to update the medical knowledge.

## Citizens Client Charter

The Chennai Port Authority Hospital has made a self-assessment of its services on the lines of guidelines charted by the CCC and of the 8 parameters the Port Hospital achieved Excellence in almost all the parameters.

## Other facilities

- ✦ Providing in-house collection of samples facilities through Empaneled Diagnostic Centres for the benefit of all patients.

- ✦ Total computerization of hospital (Hospital Information Management System) i.e. Medical registration, dispensing medicines and internal referral services including Laboratory & Diagnostics.
- ✦ Empanelled Multi-speciality/Single Specialty hospitals and Diagnostic Centres with Chennai Port Authority for the benefit of employees/ pensioners.
- ✦ Exclusive Diabetic Specialty Centre
- ✦ Liquid and Solid Bio Medical Waste
- ✦ Computed X-Ray system
- ✦ Modernized Female Ward, Male Ward, Surgical Ward and Modular Offices
- ✦ Wellness Clinics in the department of Psychiatry, Cardiology & Gynecology as per the guidelines of our National Health Policy.
- ✦ E – Office/ SAP
- ✦ Upgraded with 70 new Medical Equipments.
- ✦ Upgraded with New Fowler cots, normal cots and Bed side lockers.

#### **Future Ongoing Plans**

- ✦ Proposed to buy 6 more new Medical equipments for various departments.
- ✦ Induction of Exclusive Siddha Therapy Unit.
- ✦ Provision for Fire Fighting System.
- ✦ Opening of Geriatric Ward for the welfare of Old age patients.
- ✦ Installation of CT scan in the hospital.

#### **8. Corporate Social Responsibility (CSR)**

The Chennai Port Authority, under its Corporate Social Responsibility (CSR) initiatives for the financial year 2023-24, has committed a fund of Rs. 3.12 crores to support various social development projects. By signing Memorandums of Understanding (MOUs) with multiple government and non-government organizations, the Authority is focused on improving public infrastructure, healthcare, education, and community well-being. Additionally, 20% of the total CSR fund is allocated to the National Maritime Heritage Complex as per government guidelines, contributing to the preservation and promotion of India's maritime history.

#### **The detailed breakdown of these CSR activities is as follows:**

##### **1. Name of the Beneficiary : Greater Chennai Corporation**

Amount allocated : Rs.66,00,000/-

The project includes Welfare Schemes in North Chennai under Namakku Naame Thittam of Government of Tamil Nadu.

##### **2. Name of the Beneficiary : Madras Medical College**

Amount Allocated : Rs. 99,77,600/-

The project includes Upgrading of Lecture Halls, Auditorium with Air-conditioning and Acoustic.

##### **3. Name of the Beneficiary : PENN (Protection and Empowerment of Naari Trust)**

Amount Allocated : Rs. 9,00,000/-

The project includes Imparting self Defence Training for Women and Psychological

Strength for Students for 1000 participants in each.

- 4. Name of the Beneficiary : Rotary club of Chennai Towers Charitable Trust**  
Amount Allocated : Rs.31,50,000/-

The project includes providing Smart Vision Devices including AI and Machine vision to 100 visually impaired persons.

- 5. Name of the Beneficiary : BumbleB Trust**

Amount Allocated : Rs. 15,94,450/-

The project includes Providing Digital Class Room Atmosphere at Govt. Primary & Middle Schools of Chennai District.

- 6. Name of the Beneficiary : Vivekananda Cultural Centre,  
(A Unit of Sri Ramakrishna Math)**

Amount Allocated : Rs. 7,37,950/-

The project includes Development of New Lab for running Vocational Courses and to procure 25 computers.

- 7. Name of the Beneficiary : Swarlipi Charitable Trust**

Amount Allocated : Rs. 20,00,000/-

The project includes TB prevention Detection Management Program.



*Psychological strength training for Girl Students under CSR*



*Partially sighted person using the smart vision devices provided under CSR*

### **National Maritime Heritage Complex**

In alignment with government directives, 20% of the CSR fund is allocated to the National Maritime Heritage Complex. This allocation supports the preservation and celebration of India's maritime legacy, underscoring the significance of its rich historical connections to maritime trade, culture, and navigation.

Through these partnerships and projects, along with its support for the National Maritime Heritage Complex, the Chennai Port Authority is actively contributing to various social, educational, and health sectors in Chennai. The allocation of Rs. 2.49 crores emphasize its dedication to fulfilling social responsibilities, preserving maritime heritage, and creating a positive impact across diverse communities. These CSR activities align with the broader objectives of the Authority to support sustainable development and improve the quality of life.

# ADMINISTRATION REPORT GENERAL

## 1. PROGRESSIVE USE OF HINDI

All guidelines related to Official Language Implementation in the office is complied with. Efforts are taken to achieve 100% compliance with the policies. A glimpse of Official Language Implementation during the year is given below:

### 1.1 HINDI TRAINING

During the year 2023-24, the number of Officers/Employees who have passed the Hindi examinations are as follows:

Name of the course	No. of Officers/ Employees passed
Prabodh	24
Pragya	05

### 1.2 USE OF HINDI FOR PRESCRIBED PURPOSE

During the year 2023-24, 495 documents were issued bilingually as required under section 3(3) of the Official Language Act, 1963. Accordingly, sec 3(3) of Official Language Act was complied with fully.

### 1.3 MECHANICAL AND ELECTRONIC DEVICES

Hindi software is available in all the computers.

### 1.4 ORIGINAL CORRESPONDENCE IN HINDI

During the year, 2501 letters were issued in Hindi by the Chennai Port Authority to Regions A, B & C

### 1.5 CASH INCENTIVE FOR EMPLOYEES / CHILDREN

Cash incentives were given to 4 children of Officers / Employees of Chennai Port Authority who have passed various Hindi Examinations conducted by Dakshina Bharat Hindi Prachar Sabha.

### 1.6 OFFICIAL LANGUAGE IMPLEMENTATION COMMITTEE (OLIC)

OLIC Meetings are conducted regularly once in every quarter. During the OLIC meetings, discussions were held on various items regarding implementation of Official Language Policy and actions are taken to implement the decisions. Awards for best implementation of Official Language during the quarter have been given to the Head of Department which implemented the Official Language.

### 1.7 HINDI COMPETITIONS

Hindi Fortnight celebrations were organized from 16.09.2023 to 27.09.2023. During Hindi Fortnight various Hindi competitions like Quiz, Essay writing Competition, poster making competitions were organized for Officers/Employees of Chennai Port Authority and the prizes were distributed during Hindi Day Celebrations.

## 1.8 CELEBRATION OF HINDI DAY

Hindi Day was celebrated on 27.09.2023 at Chennai Port. In Hindi Day celebration, Dr.Chitti Annapurna, Professor and Head of the Department, Department of Hindi, Madras University, Chennai was the Chief guest of the function and Shri Sunil Paliwal, I.A.S., Chairperson, Shri S. Viswanathan I.A.S., Deputy Chairperson, Smt J.P. Irene Cynthia I.A.S., Managing Director, KPL, Shri Indranil Hazra, Secretary and Smt.S. Aruna, Hindi Officer were present.

## 1.9 HINDI WORKSHOPS

Hindi Workshops were conducted once in every quarter to motivate the Officers / Employees of the Chennai Port Authority to work in Hindi. Certificates and books were distributed to the employees. 10 Officers and 102 Employees were trained in Workshop during the year.

## 1.10 SPECIAL ACHIEVEMENTS

- 5 days translation training program (from 07.08.2023 to 11.08.2023) for the member officers of Chennai TOLIC (PSU) was organized by Chennai Port Authority.
- A Hindi drama competition was organized by TOLIC in which Chennai Port Authority participated and also many employees of CHPA have participated in various competitions and won awards.
- A special campaign is being organised from time to time to give wide publicity to the incentive scheme for working in Hindi, due to which original correspondence and Notings in Hindi have gradually increased.
- The employees of Chennai Port Authority participated in Hindi Debate, Hindi Singing, Hindi Anthaksari and Quiz competitions conducted by TOLIC(PSU) Chennai and won special prize.
- An awareness program on the constitutional provisions of the official language has been organized for the local college students.
- All the training materials are made available in Hindi and uploaded on the website of Chennai Port Authority. All the NIT Tenders are uploaded bilingually on the website of Chennai Port Authority.

## 1.11 PUBLICATION OF E-MAGAZINES

13<sup>th</sup> issue of Hindi magazine "Sagar Saloni" was released during Hindi Day Celebration on 27.09.2023.

## 1.12 CASH INCENTIVE FOR OFFICIAL USE OF HINDI

The incentive scheme prevailing in Chennai Port Authority is as follows:

"In a Calendar year i.e. from January to December, every year for writing 1000 words – Rs. 250/- and for every additional 1000 words Rs.300/- will be granted"

## 2. DETAILS OF THE MARKETING EFFORTS

The marketing team is regularly organizing promotional activities to achieve the target and improve the port trade. The events conducted are furnished:

## 2.1. Trade Facilitation Meet

2.1.1. As a prelude to the Global Maritime India Summit 2023 (GMIS), a road show was conducted at ITC Grand Chola, Chennai on 04.09.2023 by Chennai Port Authority in coordination with V.O.C Port Authority and Kamarajar Port Limited to highlight the importance of the event to the Stakeholders and Users.



***Surfeit of Projects inaugurated by Shri. Sarbananda Sonowal, Hon'ble Union Minister of Ports, Shipping & Waterways at GMIS Roadshow***

2.1.2. Chennai Port participated in the Global Maritime India Summit (GMIS), from 17<sup>th</sup> October to 19<sup>th</sup> October 2023 at Mumbai, with an aim to bring together the maritime Stakeholders to collaborate on various investment opportunities and exchange ideas to take the sector forward. The event includes an investor summit and an International exhibition to facilitate interaction and collaboration among the Indian and International maritime companies, policy makers, investors and other stakeholders.



***A special session on Tamil Nadu jointly organised by the Govt of Tamilnadu and Chennai Port Authority on GMIS 2023***



**Received the Best Session award at GMIS 2023 for convening “Special Session on Tamil Nadu”**

## **2.2. Inter-active Session/Meeting**

2.2.1 On 18.01.2024 a Work Shop/Interactive session was conducted by Chennai Port Authority in association with KPL and NICDC Logistics Data Services (NLDS) to give a presentation on Logistics Data Bank (LDB) and Unified Logistics Interface Platform (ULIP).

2.2.2 On 24.01.2024 a Work shop was convened in association with KPL at TAJ VIVANTA, CHENNAI. The main focus of the workshop was Operationalisation of Eastern Maritime Corridor. Russian Delegates were headed by Shri. A.Yu Bobrakov, Deputy Minister of the Russian Federation for the development of the Far East and Arctic.



**Chairperson welcomed the Deputy Minister of the Russian Federation for the workshop**

## **2.3 MOUs**

- Chennai Port Authority has signed a Memorandum of Understanding with M/s. Littoral Cruises Limited, with an intent to co-operate, develop and promote cruise shipping in India on 09.11.2023. M/s. Littoral Cruises Limited, has committed the cruise circuit viz., Chennai – Thoothukudi –Trincomalee- Colombo – Maldives and Chennai – Visakapatnam – Singapore Sector, with plans to operate two bigger vessels (800 / 1200 passenger capacity) and also two luxury boats with 22/30 passenger capacity starting from February 2024.

- An Event was organized at Chennai Port on 11<sup>th</sup> October 2023 for the signing of the MoUs with various Exporters / Importers and other Stake Holders under the Chairmanship of Chairperson, ChPA and 16 MoUs were signed with prime partners of Chennai Port at the New Conference Hall.

## 2.4 Concessions extended

The following are the concessions extended to various customers:

### 2.4.1 Upfront Concession in VRC as per scheduled Scale of Rates on each vessel call for container vessels.

- 15% concession for all coastal container vessels.
- Concession Matrix for EXIM Container Vessels on upfront basis as follows:

Concession Matrix for EXIM Container Vessels on upfront basis				
GRT of vessel	TEUs per Voyage			
	1 to 2000	2001 to 4000	4001 to 6000	6001 & Above
Upto 20,000	25%	30%	30%	30%
20,001 to 40,000	30%	35%	35%	35%
40,001 to 60,000	30%	35%	40%	50%
60,001 and above	35%	40%	50%	60%

### 2.4.2 Concession in VRC for coastal Vessels carrying Coastal Transshipment and EXIM Laden Transshipment containers

- Upfront concession of 70% in VRC for Coastal Vessels carrying 100 TEUs or more of EXIM Laden Transshipment Containers per voyage.
- Upfront concession of 50% in VRC for Coastal Vessels carrying either 100 TEUs of Coastal Laden Transshipment Containers or 100 TEUs of combined EXIM and Coastal Laden Transshipment Containers.

Coastal container ships carrying transshipment containers can avail any one of the above concessions and no other concessions for coastal vessels can be availed along with this concession.

- Concession for Foreign vessels carrying 100 TEUs or more of EXIM laden Transshipment containers on each of its voyage - 5% additional concession upfront on Vessel Related Charges of Chennai Port's Scale of Rates (SoR) along with the existing VRC concession.

### 2.4.3. 10-year Concession - Memorandum of Agreement (MoA) with M/s. Hyundai Motors India Ltd. (till 2028) & M/s.KIA Motors (till 2029)

Memorandum of Agreement (MoA) with M/s. Hyundai Motors India Ltd (HMIL) & M/s.KIA Motors (KIA) for period of 10 years has been signed offering Concession in Vessel and Cargo Related Charges for export of Completely Built Car Units through Chennai Port by Ro-Ro vessels.

#### Significant Features are:

- ✓ Concession on Wharfage ranging from 50% to 70%.
- ✓ Concession on Vessel Related Charges from 10% to 30%
- ✓ Hassle free documentation at the time of moving cars into the port

### **ChPA shall provide :**

- ❖ Paved storage area within the Port for export cars
- ❖ Priority Berthing
- ❖ Space for staking of Cars based on committed volumes
- ❖ Free storage for 20 days

#### **2.4.4 Concession for Cruise vessels**

The Ministry of Ports, Shipping and Waterways, vide letter No.SW-15011/2/2020-Cruise Section dt. 24.07.2023 informed that it has been decided by the Competent Authority to extend the ongoing rationalization of tariff for Cruise Vessels from 01.10.2023 up to 30.09.2024. The extensions of further period will be reviewed if required.

- (i) The port charges for a cruise ship are fixed at \$ 0.085 per GRT ('Fixed Rate') and \$ 6 per passenger (Head Tax) for the first 12 hours stay. Ports will not charge any other rate like berth hire, port dues, pilotage, passenger fee, etc.
- (ii) For the period exceeding 12 hours stay, the fixed charges on Cruise Ships will be equal to the Berth Hire Charges payable as per SoR (with 40% discount as applicable for cruise ships).
- (iii) Further, cruise ships making
  - a. 50 – 74 calls per year to get 10% rebate.
  - b. 75 – 100 calls per year to get 15% rebate.
  - c. Above 100 calls per year to get 20% rebate.

### **3. DEVELOPMENTAL PROJECTS**

#### **A. PPP PROJECTS**

##### **1. Leasing of boat basin / timber pond to ICG for berthing infrastructure, pollution response team and slipway at Chennai Port.**

During 2015, ICG evinced interest to develop Dry-Dock facility through their own funds on long term lease basis and in April 2019, ICG informed that MoD sanctioned the project of leasing of Timber Pond / Boat Basin area from ChPA for the period of 99 years. ICG remitted Rs.453.63 Cr. towards part payment of Upfront premium. ChPA insisted ICG to remit the difference in Upfront premium and SD amounting based on the prevailing G-Sec rate as on September 2019.

Considering the ICG's request and as per the Ministry's directions, Chennai Port Board, vide B.R. No.130 dated 17.12.2021, approved to provide 25% concession on the upfront payment for 99 years lease period and Waiver of Security Deposit. Accordingly, ICG was informed to remit the balance amount of Rs.162,88,82,800/- (incl.GST), after deducting the amount already paid by them. Due to non-remittance of the said balance amount within the allowable extended period, penal interest was imposed from 01.07.2023 and

the outstanding dues including penal interest upto 31.08.2024 is Rs.195,96,34,165/- (incl.GST). ChPA is continuously pursuing with ICG for remittance of the outstanding dues and MoPSW also pursuing with MoD for early remittance of the same. On receipt of the pending payment, LoA and SLA will be executed.

**2. Setting up a dedicated facility at Bharthi Dock Berths I & III (Berth No:26B & 27B) to handle POL/other liquid cargo for a period upto 30 years on Captive basis:**

BD I and BD III berths are presently being utilized by M/s.CPCL and M/s.IOCL for handling Crude and POL. M/s.CPCL showed interest in taking up these berths on Captive Basis. Hence, this proposal was identified for Asset Monetization.

However, later CPCL informed that as these berths were constructed way back in 1972 and 1987, these berths can be taken up only after carrying out rehabilitation works. Action was taken to take up the rehabilitation works through NTCPWC.

Subsequently, during the Review meeting convened by JS(Ports), through VC on 18.01.2024, to review the "leasing of Berth 26-B (BD-I) and Berth 27-B (BD-III) of Chennai Port to Port Dependent Industries on Captive Basis", Chairperson, ChPA informed that as the berths are very old, action is initiated to undertake the rehabilitation of both the berths and this process will take a long period of time.

Further, it was informed that, CPCL being the major operator of the berths has no expansion plans beyond the current capacity of 10.05 MTPA of their Refinery in Chennai in the near future and there is no proposal to increase their cargo handling beyond their current levels of 12 MTPA for both the berths. In addition, no one showed interest to take up these berths other than CPCL / IOCL. Hence, it was proposed to drop the proposal of Leasing of BDI and BD III on Captive / PPP Basis. This was also informed by Chairperson, ChPA during the VC meeting convened by Secretary, MoPSW on 13.02.2024.

Following which, a letter was addressed to the Ministry vide ChPA letter dated 11.03.2024, to remove the said project from the list of Chennai Port Projects identified for Asset Monetization.

**3. Development of Land acquired by Chennai Port at Mappedu Sriperumbudur (Caption may be changed as "Development of Multimodal Logistics Park, Chennai at Mappedu"):**

MoRT&H approved the Management model for implementation of "Establishment of Multimodal Logistics Parks (MMLP)" through PPP mode, by forming an SPV with Stakeholders viz., National Highways Logistics Management Limited (NHLML), Chennai Port Authority (ChPA), Tamil Nadu Industries Development Corporation Limited (TIDCO)

& Railway Vikas Nigam Limited (RVNL) as equity partners. The MMLP infrastructure is to be developed by a private developer. NHLML is the implementing agency through SPV, "CHENNAI MMLP PRIVATE LIMITED". The total estimate cost of MMLP is Rs.1423.50 Cr. (including Rs.782.58 Cr. to be invested by the Concessionaire).

MoU executed between the Stakeholders on 12.10.2021 and 1<sup>st</sup> Supplemental MoU executed on 24.05.2022. Foundation Stone laid by Hon'ble Prime Minister on 26.05.2022.

The total area for development of MMLP is 184.27 acres. Chennai Port's liability in the project is limited to provide the leasehold land parcels from SIPCOT, measuring to an extent of 120.46 acres at Mappedu and the balance required land is being acquired by the SPV with the assistance of TIDCO / GoTN.

Letter of Award (LoA) issued to the Concessionaire, M/s Reliance Industries Limited, Navi Mumbai, on 11.11.2022 for "Development, Operation and Maintenance of the Multimodal Logistic Park at Mappedu on DBFOT basis". Concession Agreement executed between the SPV, Chennai, MMLP Private Limited and the Concessionaire, M/s Reliance Mappedu MMLP Limited on 26.12.2022. Period of Project: 45 years (including the construction period from the Appointed Date). Appointed date has been notified as 15.02.2024. Sub-Lease deed executed on 13.03.2024, between ChPA and SPV, CMPL.

The Development of MMLP will be implemented in 3 Phases;

- Phase-I is to be completed within 2 years from the Appointed Date i.e. February 2026, at an investment cost of Rs.349.78 Cr.
- Phase-2 is to be completed within 10 years from the Appointed Date i.e. 2034, at an investment cost of Rs.122.52 Cr.
- Phase-3 (2039) is to be completed within 15 years from the Appointed Date i.e. 2039, at an investment cost of Rs.310.28 Cr.

The Concessionaire has commenced the preliminary activities such as levelling the land parcels for Phase-1 development.

## **B. MAJOR ROAD CONNECTIVITY PROJECTS**

### **1. New Four Lane Elevated Road from Chennai Port to Maduravoyal (Under GatiShakti Initiatives):**

The Elevated road project from Chennai Port to Maduravoyal was formulated in 2007 to provide direct connectivity from Chennai Port to hinterland through NH4 without interfering with City roads. The project was awarded to a BOT toll operator, but the work stopped in March 2012 stating the reason that violation of alignment of the project.

After continuous pursuance of MoPS&W & ChPA, the GoTN agreed to resume the work with certain conditions. As a continuous follow up actions, NHA vide letter dated 23.07.2020, informed that their Competent Authority has given approval to take up the project on EPC mode.

Subsequently, as suggested by the Hon'ble Minister, MoRTH, during the review meeting held on 16.02.2021, the project is structured as a Double Deck Elevated Road with Tier I for local city vehicles with 13 Entry / Exit ramps and Tier II dedicated for Port bound vehicles. The length of the road is 20.935 km having width of 4-lane. The capital cost of the project is Rs.5510 Cr. This Project is included under National Infrastructure Pipeline (NIP) projects.

An MoU entered among NHA, GoTN, ChPA and Indian Navy on 16.05.2022 in the presence of the Hon'ble Chief Minister of Tamil Nadu and the Hon'ble Minister of State for Road Transport & Highways. Foundation stone laid on 26.05.2022 by the Hon'ble Prime Minister. Environment Clearance was obtained on 17.04.2023.

NHA, the implementing agency has awarded the work in four packages (I to IV) on EPC mode on 31.07.2023, to M/s J.Kumar Infra Projects Limited in JV with AzVirt Limited Liability Company, Mumbai (Pkg I & IV) & M/s. J.Kumar Infra Projects Limited (Pkg II & III), at a total estimated cost of Rs.3570 Cr. The Contract agreement signed on 11.09.2023 with the Contractor for all the four packages, Appointed date declared w.e.f. 23.11.2023 and the Scheduled Date of Completion is May 2026.

The Contractor has commenced the piling activities along the Cooum river bank and preliminary activities for the Packages-I&II, which includes the Port's premises and Dwelling Units for Indian Navy at Saidapet Defence land is in progress.

## **C. OTHER MAJOR PROJECTS**

### **I. COMPLETED PROJECTS:**

#### **1. Construction of Bunker Berth at Bharathi Dock (Est. Cost: RS. 44 Cr.; Capacity: 1 MTPA, Funding: GBS: Rs.22 Cr; Balance: Internal Resources) (Under Gati Shakti Initiatives)**

Construction of a 182m long and 16.50m wide Bunker berth at Bharathi Dock has commenced and will enable handling of Bunker Tankers up to 10000 DWT. On completion of the work, ChPA will emerge as a major hub for bunkers and cater to ships calling at the Port and also outer anchorage for mainline vessels passing Chennai Port. Berth portion completed on 10.05.2021 and commissioned on 01.07.2021 for operation Balance portion of Approach Trestle work completed on 20.01.2023. Inaugurated by the Hon'ble Union Minister of Ports, Shipping & Waterways on 23.04.2023.



***Bunker Berth inauguration on 23.04.2023***

**2. Providing Paver Block Yard, Bituminous approach road and Auxiliary Building for Development of Goods Shed at Jolarpet. (Est. Cost: Rs.6.71 Cr. Funding: Internal Resources) (Under Gati Shakti Initiatives)**

For better use of the Rail infrastructure and to avoid traffic congestion on the roads, Chennai Port participated in the tender called for by Southern Railway for Development of Goods shed at Jolarpet on revenue sharing basis (80%). Southern Railway entrusted the development works to ChPA.

The Goods Shed facility will enable movement of cargo from Jolarpet to Chennai Port through rail mode and increasing the rail modal share movement of cargo especially containers. Port will get a revenue share (from Southern Railway) from the Terminal Access Charges (TAC) and Terminal Charges (TC) collected by Railways.

Infrastructure development involved loading / stacking concrete Yard of 15,000 Sq.m, erection of high mast tower, provision of approach road, Dalal and rest rooms, toilet facility at Jolarpet Rail yard.

Contract awarded for original works on 31.01.2022 at a value of Rs.4.58 Cr. an additional scope of work i.e. extension of bituminous approach road from Chainage 75m to 305m (length of 230 m) was awarded on 09.02.2023 at a revised total contract value of Rs.5.05 Cr. Work completed on 21.03.2023. Inaugurated by the Hon'ble Union Minister of Ports, Shipping & Waterways on 23.04.2023.

**3. Development of Paved Storage Yards at Chennai Port for handling Export Cargoes (Est. Cost: Rs. 54 Cr.; Funding: GBS: Rs.27 Cr; Balance: Internal Resources)**

Development of Paved Storage yards for a total extent of 11.32 ha. was developed at ONB Yard and backup area of JD(E) & JD(S) for handling a variety of dry bulk cargoes in a clean manner without emanation of dust. In future premium cargoes including Containers, Cars and Project cargo can also be handled at these yards. The Paved Storage Yard completed in

May 2019. The ancillary works included in the overall estimate for this project viz., Electrical works, procurement of Rails & Storm water drain etc., were completed in September 2020 and the balance work for "Providing Pavement and laying Railway Track at ONB Yard & JD(E) Backup area at Chennai Port" at an estimate cost of Rs.4.56 Cr. completed on 16.06.2023. Inaugurated by the Hon'ble Prime Minister of India on 28.02.2024.

**4. SEWAGE TREATMENT PLANT 40 KLD CAPACITY (Estimated Cost: Rs.80 Lakhs (including O&M); Funding: Internal Resources)**

Survey, Investigation, Design, Construction, Testing, Commissioning, Operation and Maintenance of Sewage Treatment Plant of 40 KLD capacity on Advanced MBBR Technology at Napier Bridge Officers' Quarters. To reuse of Waste water collected after treatment from STP 40KLD for other than potable purposes like horticulture / Plantation works including sprinkling of water on ChPA's roads for suppression of dust and minimize the Air Pollution level at ChPA.

STP 40KLD Meets out the requirement of environmental standards including pre-requisite obligation for obtaining ISO 14001-2015(EMS) Certification for Chennai Port Authority.

LoA was issued to M/s. Enviro Chem Engineers and Consultants India Pvt. Ltd., Chennai – 63 for the value of Rs.65.35 Lakhs on 05.09.2022. STP 40KLD construction part was completed on 21.03.2023. Subsequently Inaugurated by the Hon'ble Union Minister of Ports, Shipping & Waterways and Ayush on 23.04.2023. The Operation and Maintenance of STP 40 KLD is under progress for the period of 5 years.

**5. Supplying and fixing of fenders at JD 4 & JD 6 berths. (Est. Cost: Rs.2 Cr. Funding: Internal Resources)**

Contract awarded on 02.09.2022 at a value of Rs.146.27 lakhs. Work completed on 05.07.2023.

**6. Periodical Monitoring and testing of various environmental parameters inside the Chennai Port Authority (Est. Cost: Rs. 44 lakhs)**

Monthly Ambient Air Quality monitoring, ground water and Marine water monitoring in Chennai Port being carried out regularly. Noise level monitoring being carried out seasonally. The above works are in compliance with the stipulation of the MoEF&CE while according environmental clearance for Port Projects. The contract was completed on 30.06.2023.

**7. Renewal of 60 kg PSC crossing sleeper / crossing / stock / tongue rail etc., in 1 in 8.5 switch portion in marshalling yard at Inner Harbour (Est. Cost: Rs. 202 lakhs)**

Contract awarded on 08.05.2023 at a value of Rs.169 lakhs. Work completed on 05.01.2024.

**8. Providing New Steel Truss roofing system for Western shed of Heavy workshop (Est. Cost: Rs. 461 lakhs)**

Contract awarded on 23.12.2022. Work completed on 19.09.2023.

**9. Improvement to the Quarters and other structure at Tondiarpet housing colony (Est. Cost: Rs. 1,109 lakhs)**

Work order issued on 11.07.2022 and work completed on 15.04.2024

- 10. Improvements to the Tondiarpet Housing Colony by providing floor tiles and wall painting of toilet and bath rooms and laying granite slab over the kitchen in EX(THC) Premises. (Est. Cost: Rs. 267 lakhs)**

Work order issued on 10.07.2023 and Work completed on 23.03.2024.

- 11. Providing Tennis court, Volley ball court, Kabaddi court, Basketball court, Renovation of Running track, Boxing Ring Platform and Improvement of Yards of Dr. Babu Jagajeevanram stadium at THC. (Est. Cost: Rs. 113 lakhs)**

Work order issued on 25.09.2023 and Work completed on 30.04.2024.



- 12. Renovation / Modification of existing Thiru. A. Selvaraj, IAS community hall to convert into Indoor sports stadium at TH Colony. (Est. Cost: Rs.87 Lakhs)**

Contract awarded on 20.11.2023. Work completed on 12.04.2024.

- 13. Construction of Canteen in Ground floor of Signal station building. (Est. Cost: Rs. 27.23 lakhs)**

Contract awarded in February 2023 and Work completed on: 31.07.2023.

- 14. Construction of Toilets near sheds 13 & 14 and North side of Railway Gateman room near railway level crossing in EE(C) CD II. (Est. Cost: Rs. 24 lakhs)**

Contract awarded on 24.07.2023 and completed on 29.12.2023.

- 15. Providing and laying Bituminous concrete road from Railway level crossing to Hospital Ambulance parking area, LHS2 Quarters inside (Chairman Bungalow) and LHS 14,15 & 16 Quarters in EE(C) CD II Division. (Est. Cost: Rs. 36 lakhs)**

Contract awarded on 09.06.2023 and completed on 26.08.2023

- 16. Resurfacing the existing bituminous concrete in CISF parade ground and approach road leading to CISF barracks in Southern Division area (Est. Cost: Rs. 24.66 lakhs)**

Contract awarded in February 2023 and completed in June 2023.

**17. Risk & cost tender for completion of balance work of Concreting the Coastal Road between road junction behind 'E' Complex godown and Hazardous cargo drain in ChPA. (Est. Cost: Rs. 1.37 Cr.)**

Contract awarded on 09.03.2024 at a value of Rs.1.55 Cr. Work completed on 17.08.2024.

**18. Providing Storm Water Drain and Cable Chase at Coastal Road Chainage from 330M to 1140M in EE(C)CD I at Chennai Port Authority (Est. Cost: Rs.3.72 Cr.)**

Contract awarded on 19.12.2023 at a value of Rs. 2.44 Cr. Work completed on 22.07.2024

**19. Renovation work in Trust villa quarters and Constable Quarters (TV1 to TV 24 & TV 25 to TV 36) at GM Pettah Road Near Gate No.:2 (Out Side) (Est. Cost: Rs.1.09Cr.)**

Contract awarded on 15.11.2023 at a value of Rs.0.85Cr.and completed in August 2024.

**20. Replacing the Damaged Precast Slabs with New Precast Slabs and Applying Bitumen Sealing Compound for all joints Road Leading from DP World South to WQIV South. (Est. Cost: Rs.1.22 Cr.)**

Contract awarded on 01.12.2023 at a value of Rs.0.97Cr. Work completed in July 2024.

**II. ONGOING PROJECTS:**

**1. Supply, Installation, Commissioning and Operation & Maintenance of Continuous Online Ambient Air Quality Monitoring (CAAQM) Stations at Three locations inside Chennai Port for a period of 5 years (Estimated Cost:Rs. 4 Crs.)**

Supply and Installation of three continuous Ambient Air Quality Monitoring stations was completed earlier. The project was implemented to comply with the recommendations of the Empower Committee of the SC for handling dusty cargoes to an Environmental Eco friendly manner for which 4 Nos. of Electronic display boards were installed at different locations within the Chennai Port Authority premises and display levels of AAQ inside the Port data are being monitored and the same is being shared to care Air centre of TNPCB, Chennai-32.

**2. Periodical Monitoring and testing of Various Environmental parameters inside the Chennai Port premises and Tondiarpet Housing Colony for the period of 2 years (2023-2025) (Estimate cost: Rs.0.22 Cr.)**

Contract for Periodical Monitoring and Testing of various Environmental Parameters in Chennai Port for a period of 2 years was awarded on 21.06.2023 for the value of Rs.14,92,076.39 (Excl.GST) which is in progress, and involves the following: -

Ambient Air Quality Monitoring (AAQ) - 12 Locations

Potable Water - 20 Locations

Marine Water - 10 Locations

Noise level - 21 Locations

**3. Development of Buffer Parking Yard for Trailers / Trucks at the Backup area of berth No.24B (BD II) in Chennai Port (Est. Cost: Rs.52.85 Cr. (Civil works – Rs.46.15 Cr. and Mechanical and Electrical works – Rs.6.7Cr.)) (Under Gati Shakti Initiatives) (Sagermala funded Project Grant of Rs.39.42Cr.)**

Development of Buffer Parking Yard for trailers / trucks at the backup area of Berth No.24B (BD II), erstwhile Ore Berth, in an area of about 84,000 sq.m. including Storm water drain-cum-cable chase providing facilities, such as Dormitory, Toilets & Bathing for drivers, Canteen, Office space, Area earmarked for DPE boxes examination, Reefer points, Repair Work Station for the container trailers/trucks, ATM facility, Illumination, High Mast towers, CCTV cameras, RFID, scientific allotment of slots for parking, Gate Appointment System – Integration with terminal operator – software, etc. LoA issued for Civil construction works on 25.01.2023 at a value of Rs. 32.69. Revised contract value Rs.39.38Cr.

Yard in an area of about 84,000 sq.m completed and Inaugurated by the Hon'ble Prime Minister of India on 28.02.2024.

Additional work: Fencing around the yard, Canteen, office facility etc., and Coastal road for a length of 760m. in progress. The entire project is expected to be completed by December 2024

**4. (i) Removal of Existing Diamond Crossing with 60 kg CMS Diamond crossing and Direct entry to center yard and CONCOR yard to center yard to avoid Double handling by IPRCL (ii) Electrification of Railway lines with top wiring for engine on load concept at Western Yard (Est. Cost: Rs.7.22 Cr) (Under Gati Shakti Initiatives)**

All civil work & OHE work completed except installation of Diamond crossing. Installation of Diamond crossing will be completed by September 2024.

**5. SEWAGE TREATMENT PLANT 90 KLD CAPACITY (Estimated Cost: Rs.122 Lakhs (including O&M); Funding: Internal Resources)**

“Lump sum Rate contract for Survey, Investigation, Design Construction of Sewage Treatment Plant of 90KLD Capacity on Advanced MBBR Technology with PVA Gel Media to EE(CD) Civil Maintenance Office Premises and Testing commissioning and Operation of Sewage Treatment Plant for further 5 years for Chennai Port Authority” was constructed to reuse Waste water collected after treatment for other than potable purposes like horticulture/ Plantation works, sprinkling of water on roads for suppression of dust, minimize the air pollution level at ChPA. STP 90KLD meet out the requirement of environmental standards including pre-requisite obligation for obtaining ISO 14001-2015(EMS) Certification for Chennai Port Authority. LoA was issued to M/s. Panse Consultants, Pune for a value of Rs.100 Lakhs on 20.01.2023 and the same will be completed by September 2024.

6. **Risk and Cost contract for Completion of Balance Civil works of Removing the Damaged ACC sheet and replacing with non – Asbestos Corrugated Roofing sheet at E1 & E4 Warehouse in EE(C)CD I Division. (Cost: Rs.2.40 Cr)**

Contract awarded on 27.05.2024 at a value of Rs.2.76 Cr. Scheduled completion by December 2024.

7. **Risk and Cost contract for Completion of Balance Civil works of Removing the Damaged ACC sheet and replacing with non- Asbestos Corrugated Roofing sheet at JD I, JD III, JDV(North) in EE(C) CD I Division. (Cost: Rs.1.95 Cr)**

Contract awarded on 15.05.2024 at a value of Rs.2.05 Cr. Scheduled completion by December 2024.

8. **Risk and Cost tender for Completion of Balance Civil works of Replacement of Damaged ACC sheet roofing in Centre Berth, WQ III Transit Sheds with Non ACC sheet roofing, replacement of damaged flooring and renovation works in Centre Berth, WQ III and WQ IV Transit Sheds. (Est. Cost: Rs.2.65 Cr)**

Contract awarded on 15.03.2024 at a value of Rs.3.15 Cr. Work in progress. Scheduled completion by September 2024.

9. **Strengthening of Northern & Eastern Breakwater in casting & placing of Tetrapods (Est. Cost: Rs. 3.08 Cr.)**

Contract awarded on 09.03.2024 at a value of Rs.2.25Cr. Work in progress. Scheduled completion by September 2024.

10. **Providing cable chase from Gate No.1 to Gate No.4 in Chennai Port. (Est. Cost: Rs. 3.43 Cr.)**

Contract awarded on 27.10.2023 at a value of Rs.2.47Cr. Work in progress. Scheduled completion by September 2024.

11. **Strengthening the structural members and providing improvement to the building occupied by the C&D company at CISF barracks in Southern zone. (Est. Cost: Rs.1.00 Cr.)**

Contract awarded on 13.02.2024 at a value of Rs.0.90Cr. Work in progress. Scheduled completion by October 2024.

12. **Construction of Rest shelter cum Entrance Arch accommodating RFID Baggage scanner etc., at Gate No.7 in Chennai Port. (Est. Cost: Rs.1.11Cr.)**

Contract awarded on 13.12.2023 at a value of Rs.1.19Cr. Work in progress. Scheduled completion by November 2024.

13. **Construction of storm drain, sewage drain, peripheral compound wall, renovation of OHTs with pump rooms, supplying and fixing of name board, laying of kerb stone and other repair works at THC. (Est. Cost: Rs.5.79 Cr.)**

Contract awarded on 04.01.2024 at a value of Rs.4.30Cr. Work in progress. Scheduled completion by January 2025.

**14. Repair works of NQ wharf and renovation of Marine rest shelter building - Leasing of NQ berth to DRDO (Defence Research & Development Organisation) on long term basis for berthing technology demonstration vessel**

Contract awarded on 03.08.2023 at a value of Rs.68.47Lakhs. Work in progress. Expected completion by September 2024.

**15. Improvement works to A,B,C,D,E,F & NB blocks of Chennai Port Authority Officers' Quarters near Napier Bridge in EE(C) South Division. (Est. Cost: Rs.1.22 Cr.)**

Contract awarded in May 2023 at a value of Rs.1.21Cr. Work in progress. Expected completion by September 2024.

**16. Augmentation of Fire Fighting System at Oil Dock**

The Fire Fighting System at Oil Dock BD-1 & BD-3 is being upgraded to meet OISD Standard 156 of 2017 at an estimated cost of Rs.32.58 crores through IOCL on cost sharing basis amongst ChPA, M/s. IOCL and M/s. CPCL. LoA was issued on 24.11.2023. Order was placed on 20.12.2023 by IOCL to the Contractor. The work is under progress.

**III. FUTURE PROJECTS.**

**1. Development of Internal Road Network at Chennai Port for effective entry and evacuation of cargo. (Tentative Est. Cost: Rs.100 Cr.)**

Sagarmala Programme was launched with the approval of the Union Cabinet on 25<sup>th</sup> March, 2015, with a view to achieve the broad objective of promoting port-led development in India. The objectives of the Programme are port modernization & a new port development, port connectivity enhancement, port-led industrialization and coastal community development. Considering the above, Chennai Port Authority proposed to take up the project for "Development of Road facilities for cargo evacuation inside the Port".

Chennai Port appointed a Technical Consultant for preparation of Techno- Feasibility Study for "Development of Internal Road Network at Chennai Port for effective entry and evacuation of cargo". The Selection of a Technical Consultant was carried out by inviting financial bids from IPA pre-qualified empanelled Consultants and IPRCL and the Consultancy work was awarded to M/s L&T Infrastructure Engineering Ltd. Chennai, at their quoted price of Rs.1,21,50,000/- (excl. GST) on 08.08.2023. The Agreement for the subject work was signed on 12.09.2023.

Feasibility report submitted by Consultant on 28.05.2024. Final EIA report submitted by consultant on 10.07.2024. DPR submitted on 30.08.2024.

**2. Strengthening and widening of JD entrance wall (Est. Cost: Rs.154.60 Cr.)**

Board accorded approval to forward the DIB Memo along with DPR and submitted on 16.03.2024. Ministry vide letter dt. 20.06.2024 requested to submit the revised proposal with internal funding with the approval of Board. Accordingly, Revised DIB memo approved by board on 25.07.2024, the same was submitted to Ministry on 20.08.2024, for approval.

**3. Construction of Four EXIM Godowns and development of concrete roads around the EXIM Godowns in Chennai Port (Est. Cost: Rs.73.91 Cr.)**

It is proposed to construct 4 EXIM Godowns (18,000 sq.m) including construction of Retaining wall, Road around the building, Electrical substation with cable chase, Electrification /Illumination facility, Roof top Solar panel over Godowns. Board approved the estimate sanction vide BR No.31/2023-24 dated 09.05.2023. Tenders invited and Technical bid opened on 14.08.2024. Evaluation in progress.

**4. Development of Paved storage yards (Phase-II) (Est. Cost: Rs.66.71 Cr.)**

Development of Paved storage yards at Southern Side of Marshalling yard (65,600 Sq.m), JD(East)-27,600 Sq.m and area in front of CITPL (5,300 Sq.m). Estimate prepared and the same will be submitted in the ensuing board for approval.

**4. MUTATION OF ALL LAND RECORDS**

The Mutation of Land records have been taken up and after persuasion with the Govt. of Tamil Nadu, Revenue Department, the Patta, PLR extract & FMB sketches are obtained for the surveyed land area of 425 acres out of 456 acres of surveyed land area. This apart, a detailed land survey was conducted by the Govt. of Tamil Nadu Revenue Department during 2023 and 545 acres of land and water was Re-notified under section 6(1) in the Chennai District Gazette on 04.08.2023 and mutation (name correction) for the 33.52 acres of land, for which name to be corrected as "Chennai Port Authority" has to be processed by Chennai District Collectorate. Mutation of land records is under process for this land area at the Govt. of Tamil Nadu. However, the entire land is under possession of Chennai Port Authority and protected by peripheral compound wall.

**5. GREEN PORT INITIATIVES**

The Ministry of Shipping in India has started a new project with an aim to make major Ports across the country cleaner and greener.

Project Green Ports will include 12 initiatives, such as preparation and monitoring plans, plantation, the acquisition of equipment required for monitoring environmental pollution and setting up sewage treatment plants. Other projects include setting up facilities for energy generation from renewable energy sources, the completion of Oil Spill Response facilities and improving the quality of harbour waters.

These will aim to promise the cleanliness of the port premises, such as cleaning the wharf, repairing of port roads and modernizing all the toilet complexes in the operational area.

Preparation Monitoring and testing of Ambient Air quality, Marine water, Potable water and Noise level periodically.

Construction of Sewage Treatment Plant of 40KLD capacity was completed on 21.03.2023. The Operation & Maintenance (O&M) for further period of 5 years was commenced from 14.06.2023.

Construction of Sewage Treatment Plant of 90KLD capacity is in progress.

Proposal for setting up of STP having 120KLD capacity at Tondiarpet colony and 100 KLD capacity at Rajaji salai are under planning stage.

### **Environmental Management System**

- Monitoring and testing of various Environmental parameters for the ChPA as per various statutory guidelines.
- ISO 14001-2015 Certification for the ChPA.
- Submission of compliance reports of conditions stipulated in Environmental Clearance accorded for various projects of ChPA.
- Coordination with the respective authorities of TNPCB, CPCB and MoEF & CC pertaining to ChPA Projects.
- Obtaining consent to operate entire port facilities of 18 berths including Canteen and Heavy Work shop for Chennai Port Authority.
- Obtaining CRZ clearance from DCZMA, TNSCZMA from Govt. of Tamil Nadu and MoEF & CC, Govt. of India, New Delhi for the ChPA projects whenever required.
- Obtaining renewal consent for ChPA Hospital regularly.
- Road sweeping machine is being used to maintain the ChPA roads and yards including wharves.
- Planting of Tree saplings under the scheme of Green Port Initiative for 12,115 Nos. completed. Area of Plantation completed is 10%. In addition, 2,000 Nos. of tree saplings are being planted.
- Fog cannon machine is being used to maintain the ChPA roads and yards including wharves periodically.
- Procurement of 3,000 Ltr. Capacity Composting Machine is under process as composting is a way of breaking down complex organic substances into simpler once with the help of micro-organisms present in the soil to cater the need of Canteen waste.
- Solar Power :- As recommended by the consultant M/s. KITCO regarding space availability 500KW, Rooftop Solar Power Plant system installed in two phases in the available space at ChPA. In 1<sup>st</sup> phase 100 KW solar Power plant system commissioned during the year 2014 and in the 2<sup>nd</sup> phase 400 KW Solar Power Plant system commissioned during the 2017. Around 6.3 to 6.8 Lakhs units green energy is being generated per Annum from this Rooftop Solar Power Plant System thereby carbon emission of 536 Ton to 578 Ton is being avoided per Annum.
- To permit the Load Vehicle Trailers possessing periodical renewed Pollution Under Control (PUC) Certificate with current validity.
- To reduce the energy CFL with LED Bulbs were already provided in ChPA.
- To maintain the signage's wherever necessary to create more awareness for Energy Management.
- Replacing the existing Effluent Treatment Plant (ETP) in Chennai Port Authority.

## 6. SWACHH BHARATH ABHIYAN

Swachh Bharath Abhiyan(SBA) or Swachh Bharath Mission(SBM) was officially launched on 2nd October 2014 at Rajghat, New Delhi by Hon'ble Prime Minister of India Shri. Narendra Modi.

- Chennai Port is also implementing SBA , since 2016 to improve the Port premises to keep clean and neat by carrying out various activities identified under 22 major heads by Ministry of Shipping.
- The activities include Cleaning Wharf, Cleaning and Repairing of Sheds & Port roads, Modernizing all toilet complexes in operational area, Painting & White washing all office buildings, Removing unnecessary vegetation etc.,
- Chennai Port utilized a sum of
  - Rs.731 lakhs (Including the grant of Rs.329 lakhs) for FY 2016-17
  - Rs.340.32 lakhs (Including the grant of Rs.200 lakhs) for FY 2017-18
  - Rs.179.29 lakhs (Including the grant of Rs.200 lakhs) for FY 2018-19
  - Rs.271.05 lakhs for FY 2019-20
  - Rs.132.86 lakhs for FY 2020-21
  - Rs.201.60 lakhs for FY 2021-22
  - Rs.228.68 lakhs for FY 2022-23
  - Rs.223.20 lakhs (Provisional) for FY 2023-24.



Chennai – 600 001.

**CHAIRPERSON**  
**CHENNAI PORT AUTHORITY**



# **CHENNAI PORT AUTHORITY**

**PART – II**

**STATISTICS  
OTHER THAN ACCOUNTS**

**2023-24**



## STATISTICS OTHER THAN ACCOUNTS

TABLE No.	CONTENTS	Page No.
1A	Topography of the Port	69
1B	Storage Capacities	70
1C	Berth Particulars	71
1D	Floating Crafts	72
1E	Cargo Handling Equipments	73
2A	Total Import Traffic	74
2B	Total Export Traffic	75
2C	Commoditywise traffic handled during the last five years	76
3	Flagwise Distribution of Import Cargo	77
4	Distribution of Import Cargo Handled	79
5	Distribution of Export Cargo Handled	80
6	Number and Type of Containers Handled	81
7A	Number and Size of Ships	82
7B	Operational Statistics For The Last Five Years	83
8	Performance of Ships	84
9	Distribution of Pre-berthing Delay	85
10	Distribution of Non-working time at Berth	86
11	Berth Occupancy	87
12	Availability of Cargo Handling Equipments	88
13	Utilisation of Cargo Handling Equipments	89
14	Cargo Handling Productivity	90
15	Tare weight of Containers	91

## STATISTICS OTHER THAN ACCOUNTS

TABLE No.	CONTENTS	Page No.
16	Commodity-wise Export Cargo Received	92
17	Commodity-wise Import Cargo Despatched	93
18	Employment at Port	94
19	Particulars of Accidents	95
20	Financial Indicators	96
21	Capital Expenditure of Plan Schemes	97



**TABLE NO. 1(A)**  
**VITAL PORT STATISTICS**  
**TOPOGRAPHY OF THE PORT**

Location		Entrance Channel		Turning Circle		Type of Dock/Port	
Latitude	Longitude	Length (Mtrs.)	Minimum Depth (Mtrs.)	Minimum Width (Mtrs.)	No.	Diameter (Mtrs.)	
13° 06' N	80° 18' E	About 7000 m.	Inner channel 18.6 m. below CD	Gradually increases from 244 m. to 410 m. at the bent	1 No. (Outer Harbour)	560	All weather artificial harbour with one outer harbour and one inner harbour with a wet dock and round the clock navigation facilities.
			Outer channel 19.2 m. below CD	constant width of 305 m.			

**TABLE NO. 1 (B)**  
**VITAL PORT STATISTICS**  
**STORAGE CAPACITIES AT PORT**

Type	Dry storage Accommodation				Liquid Storage tanks				Container		
	Number	Area (Sq. Mtrs.)	Location		Number	Capacity (Kls / Tonnes)	Type of Cargo	Number	Location		
			Inside Port / Outside Port	Inside Port / outside Port					Inside Port / Outside Port	Capacity / Area (Sq. Mtrs.)	Remarks
<b>A) PORT OWNED</b>											
a) Covered											
i) Transit shed	3	10,137	Inside Port	-	-	-	-	-	-	-	1.WQ-III,2.WQ-IV,3.CB
ii) Ware Houses / Exim Godowns	16	61,528	Inside Port	-	-	-	-	-	-	-	1.JD-I, 2.JD-III, 3.JD-V(N), 4.JD-V(S), 5.M1,6.M2,7.E1,8.E4,9.Old Chokani, 10.Old MSD, 11.Spare Parts Ward 1&2 12.Spare Parts Ward 3&4,13.Western shed,14. Hazardous cargo shed, 15.Exim Godown(E) 16.Exim Godown(W)
<b>Total Covered Area</b>		<b>71,665</b>									
b) Open	-	1,363,315	Inside Port	-	-	-	-	-	-	-	
<b>B) AREA ALLOTTED &amp; VACANT</b>											
a) Covered											
i) Transit shed	-	2,090	Inside Port	-	-	-	-	-	-	-	
ii) Ware Houses	-	17,448	Inside Port	-	-	-	-	-	-	-	
iii) Vacant Area	-	52,127									
<b>Total Covered Area</b>	-	<b>71,665</b>	<b>Inside Port</b>	<b>37</b>	<b>Inside Port</b>	<b>188128.00</b>	<b>Edible Oil,</b>	-	-	-	
				Area I			CBFS,				
b) Open							Fuel oil				
i) Allotted Area	-	249,928	Inside Port	46	Inside Port Area IV	141117.00	Phosphoric Acid,Edible Oil, Non Hazardous liquid Cargo	-	-	-	
ii) Vacant Area	-	547,858	Inside Port		Inside Port						
iii) Long Term Lease/Licence	-	565,529	Inside Port		Inside Port						Coast Guard, CONCOR, Navy, Customs, CCTPL, CITPL
<b>Total open Area</b>	-	<b>1,363,315</b>	Inside Port		Inside Port	329245.00					

**TABLE NO. 1 (C)**  
**VITAL PORT STATISTICS**  
**BERTH PARTICULARS**

Sl. No.	Berth	Type	Rated Capacity (MTPA)	Capacity at Desired occupancy (MTPA)*	Draft In (Metres)	Quay Length (Meters)	Remarks
<b>DR. AMBEDKAR DOCK :</b>							
1	19A - NQ	Passenger/General/Liquid Bulk	1.0	0.7	8.50	198.00	
2	18A - WQ-1	General/RO-RO/Liquid Bulk	1.4	0.9	11.00	170.60	
3	17A - WQ-2	General/RO-RO/Liquid Bulk	1.5	1.0	12.00	170.60	
4	16A - CB	General/Food Grains	2.2	1.5	12.00	170.60	
5	15A - WQ-III	General/Food Grains	2.7	1.9	12.00	170.60	
6	14A - WQ-IV	General/Passenger	2.7	1.9	11.00	170.60	11 M upto 795 M & 9.5 M upto 810 M
7	13A - SQ-1	General/Dry Bulk	2.6	1.8	9.50	246.60	
8	6A - SQ-II	General/Dry Bulk/Liquid Bulk	1.4	1.0	9.50	179.00	
<b>JAWAHAR DOCK :</b>							
9	12J - JD-1	Dry Bulk/General	4.2	2.9	12.50	218.33	
10	11J - JD-3	Dry Bulk/General	4.3	3.0	13.00	218.33	
11	10J - JD-5	Dry Bulk/General	3.1	2.2	13.00	218.33	
12	07J - JD-2	Dry Bulk/Liquid Bulk/General	4.4	3.1	14.00	218.33	
13	08J - JD-4	Dry Bulk/Liquid Bulk/General	2.8	2.0	14.00	218.33	
14	09J - JD-6	Dry Bulk/Liquid Bulk/General	3.3	2.3	12.50	218.33	13.0 M during High Water
<b>BHARATHI DOCK :</b>							
15	26B - BD1	POL	6.7	4.7	14.60	355.65	
16	24B - BD II	POL/Other Liquid	2.8	2.0	16.50	382.00	
17	27B - BD III	POL	25.7	18.0	16.50	307.10	17.0 M during High Water
<b>CHENNAI CONTAINER TERMINAL PVT LTD (TERMINAL - I)</b>							
18	20B - CTB 1	Containers			13.40	200.00	
19	21B - CTB 2	Containers			13.40	200.00	
20	22B - CTB 3	Containers	31.3	26.5	13.40	200.00	
21	23B - CTB 4	Containers			15.00	285.00	
<b>CHENNAI INTERNATIONAL TERMINAL PVT LTD (TERMINAL - II)</b>							
22	5A - SCB 1	Containers			15.00	275.00	} Port side alongside from 12.5 mtrs onwards
23	4A - SCB 2	Containers	29.5	25.1	15.00	270.00	
24	3A - SCB 3	Containers			15.00	287.00	
<b>New Berth at Bharathi Dock (under construction)</b>							
25	01B - CB 1	Coastal cargo including cereals, pulses, iron & steel, metal scrap, stone, timber etc.	1.0	0.7	11.00	130.00	
26	02B - CB 2	Coastal cargo including cereals, pulses, iron & steel, metal scrap, stone, timber etc.			10.00	130.00	
27	Bunker Berth		1.0	0.7	9.00	180.00	
<b>TOTAL</b>			<b>135.6</b>	<b>103.9</b>			

\* Desired occupancy for Container berths 85% and Non Containerised berths 70%

**TABLE NO. 1 (D)**  
**VITAL PORT STATISTICS**  
**FLOATING CRAFT**

Sl. No.	Name of Craft	Capacity
<b>A-DREDGERS</b>		
<b>B-TUGS</b>		
		<b>Bollard Pull (Tons)</b>
		<b>BHP</b>
1	Ocean Fame (On Charter)	2 x 1800
2	Sealion Admiral (On Charter)	2 x 2500
3	Ocean Bliss (On Charter)	2 x 2682
<b>C-PILOT LAUNCHES</b>		
1	Poomarichan	2 x 603
2	ABS Rohini	2 x 700
3	SHM XI CISF Patrol Boat (On Charter)	2 x 225
<b>D-SURVEY VESSELS/BOATS</b>		
<b>E-MOORING LAUNCHES</b>		
1	Mullai	125
<b>F-MULTI PURPOSE HARBOUR VESSEL</b>		
1	ORV Marutham	2 x 397



**TABLE NO. 1 (E)**  
**VITAL PORT STATISTICS**  
**CARGO HANDLING EQUIPMENT**

Description	Number
<b>Diesel Electric Loco</b>	
i) 700 HP	7



**TABLE NO. 2A**  
**TOTAL IMPORT TRAFFIC HANDLED ACCORDING TO**  
**PRINCIPAL COMMODITIES DURING 2023-24**

(in tonnes)

Sl.No.	Commodity	Overseas	Coastal	Total
(1)	(2)	(3)	(4)	(5)
1	<b>CONTAINER</b>	15,626,573	748,975	16,375,548
2	<b>OTHER BREAK BULK</b>	1,323,987	251	1,324,238
3	<b>DRY BULK:</b>			
	a) Phosphate	257,510	-	257,510
	b) Chemical Manures	-	-	-
	c) Sulphur	32,000	-	32,000
	d) Others	439,211	1,028,874	1,468,085
	<b>TOTAL DRY BULK</b>	<b>728,721</b>	<b>1,028,874</b>	<b>1,757,595</b>
4	<b>LIQUID BULK:</b>			
	a) Lubricants	-	15,011	15,011
	b) Other Mineral Oils	10,205,803	2,237,998	12,443,801
	c) Palm Oil	657,057	-	657,057
	d) Sunflower Oil	580,138	-	580,138
	e) Soyabean Oil	-	-	-
	f) Others	26,013	161,988	188,001
	<b>TOTAL LIQUID BULK</b>	<b>11,469,011</b>	<b>2,414,997</b>	<b>13,884,008</b>
	<b>TOTAL (1 TO 4)</b>	<b>29,148,292</b>	<b>4,193,097</b>	<b>33,341,389</b>
	<b>TOTAL IMPORT TRAFFIC</b>			<b>33,341,389</b>

**TABLE NO. 2B**  
**TOTAL EXPORT TRAFFIC HANDLED ACCORDING TO**  
**PRINCIPAL COMMODITIES DURING 2023-24**

(in tonnes)

SI.No. (1)	Commodity (2)	Overseas (3)	Coastal (4)	Total (5)
1	<b>CONTAINER</b>	13,627,363	675,211	14,302,574
2	<b>OTHER BREAK BULK</b>	486,451	7,113	493,564
3	<b>DRY BULK:</b>			
	a) Food Grains	-	-	-
	b) Barytes	868,794	-	868,794
	c) Others	283,941	20,813	304,754
	<b>TOTAL DRY BULK</b>	<b>1,152,735</b>	<b>20,813</b>	<b>1,173,548</b>
4	<b>LIQUID BULK:</b>			
	a) Lubricants	-	30,372	30,372
	b) Other Mineral Oils	1,619,311	635,118	2,254,429
	c) Others	2,028	-	2,028
	<b>TOTAL LIQUID BULK</b>	<b>1,621,339</b>	<b>665,490</b>	<b>2,286,829</b>
	<b>TOTAL (1 - 4)</b>	<b>16,887,888</b>	<b>1,368,627</b>	<b>18,256,515</b>
	<b>TOTAL EXPORT TRAFFIC</b>			<b>18,256,515</b>

**TABLE NO. 2C**  
**COMMODITYWISE TRAFFIC HANDLED DURING THE LAST FIVE YEARS**

(in '000 tonnes)

Commodity	2019-20	2020-21	2021-22	2022-23	2023-24
<b>LIQUID BULK</b>					
POL - CRUDE	10281	8180	9192	11365	11 394
PRODUCT	3139	2049	2658	2783	3 350
EDIBLE OIL	1212	874	960	1219	1 237
CHEMICALS	110	120	130	119	129
OTHER LIQUID	74	45	65	76	61
<b>TOTAL LIQUID BULK</b>	<b>14816</b>	<b>11268</b>	<b>13005</b>	<b>15562</b>	<b>16 171</b>
<b>CONTAINER</b>					
CCTL	9332	10404	14095	12730	14 246
CITPL	17357	16361	16828	15641	16 424
INNER HARBOUR	21	3	2	6	8
<b>TOTAL CONTAINER</b>	<b>26710</b>	<b>26768</b>	<b>30925</b>	<b>28377</b>	<b>30678</b>
<b>DRY BULK</b>					
PELLETS	0	33	0	113	827
BARYTES	602	380	850	793	869
FERT. FINISHED	0	135	0	0	0
FERT. RAW	187	202	268	280	289
MAIZE	0	62	84	32	0
DOLOMITE	334	142	56	70	143
INDUSTRIAL/SALT	33	53	45	122	70
GYPSUM	235	145	188	347	214
LIMESTONE	346	1770	73	12	8
COBBLE STONE	159	130	202	174	205
CEM. CLINKERS	8	0	0	0	0
SILICA SAND	111	86	87	152	90
SCRAP	9	30	106	1088	122
LATERITE	0	0	422	0	43
OTHER DRY BULK CARGO	80	25	20	6	51
<b>TOTAL DRY BULK</b>	<b>2104</b>	<b>3193</b>	<b>2401</b>	<b>3189</b>	<b>2931</b>
<b>BREAK BULK</b>					
GRANITE	250	33	78	61	87
IRON & STEEL	2411	1900	1400	984	1205
CEMENT	3	5	15	1	0
PROJECT CARGO	204	155	191	285	191
RO-RO	243	175	227	304	273
OTHER/MISC	18	56	322	186	62
<b>TOTAL BREAK BULK</b>	<b>3129</b>	<b>2324</b>	<b>2233</b>	<b>1821</b>	<b>1818</b>
<b>GRAND TOTAL</b>	<b>46759</b>	<b>43553</b>	<b>48564</b>	<b>48949</b>	<b>51598</b>

**TABLE NO. 3**  
**FLAGWISE DISTRIBUTION OF CARGO HANDLED DURING 2023-24**

(in '000 tonnes)

Sl. No.	Nationality	Cargo Vessels	Cargo Tonnage		
			Imports	Exports	Total
(1)	(2)	(3)	(4)	(5)	(6)
<b>OVERSEAS</b>					
1	India	91	2,661	894	3,555
2	America	3	41	–	41
3	Antigua and Barbuda	38	–	34	34
4	Bahamas	21	71	84	155
5	Bangladesh	6	53	25	78
6	Barbados	3	33	25	58
7	Belize	3	21	–	21
8	Cayman Islands	4	275	37	312
9	China	49	1,510	1,547	3,057
10	Cook Islands	3	237	–	237
11	Denmark	17	1	175	176
12	Dominica	2	–	1	1
13	Gabon	1	140	–	140
14	Germany	19	624	587	1,211
15	Gibraltar	1	–	2	2
16	Greece	10	1,417	–	1,417
17	Hong Kong	111	2,745	2,156	4,901
18	Indonesia	3	10	35	45
19	Iran	2	–	16	16
20	Italy	1	99	–	99
21	Korea	53	1,157	640	1,797
22	Liberia	139	4,831	1,626	6,457
23	Luxembourg	4	1	3	4
24	Malta	30	1,692	512	2,204
25	Marshall Islands	87	1,973	1,234	3,207
26	Montenegro	1	–	35	35
27	Myanmar	1	–	4	4
28	Netherlands	9	4	19	23
29	Norway	1	20	–	20
30	Panama	227	2,034	1,184	3,218
31	Philippines	4	36	–	36
32	Portugal	19	240	289	529

**TABLE NO. 3 (Contd)**  
**FLAGWISE DISTRIBUTION OF CARGO HANDLED DURING 2023-24**  
(in '000 tonnes)

Sl. No.	Nationality	Cargo Vessels	Cargo Tonnage		
			Imports	Exports	Total
(1)	(2)	(3)	(4)	(5)	(6)
<b>OVERSEAS</b>					
33	Russian	5	–	1	1
34	Singapore	208	5,941	5,222	11,163
35	Tanzania	1	5	–	5
36	Thailand	18	380	334	714
37	Turkey	4	525	–	525
38	Tuvalu	4	47	13	60
39	UAE	1	103	–	103
40	United Kingdom	2	137	7	144
41	Vanuatu	2	–	1	1
42	Viet Nam	29	84	146	230
<b>TOTAL</b>		<b>1,237</b>	<b>29,148</b>	<b>16,888</b>	<b>46,036</b>
<b>COASTAL</b>					
1	India	280	3,127	1,327	4,454
2	America	1	4	3	7
3	Antigua And Barbuda	2	10	–	10
4	Bangladesh	1	55	–	55
5	Denmark	2	19	–	19
6	Gabon	1	10	–	10
7	Indonesia	1	5	–	5
8	Korea	4	34	1	35
9	Liberia	8	188	1	189
10	Malta	6	54	8	62
11	Marshall Islands	12	387	–	387
12	Panama	18	151	11	162
13	Philippines	1	–	8	8
14	Singapore	1	61	–	61
15	Viet Nam	4	88	10	98
<b>TOTAL</b>		<b>342</b>	<b>4,193</b>	<b>1,369</b>	<b>5,562</b>
<b>GRAND TOTAL</b>		<b>1,579</b>	<b>33,341</b>	<b>18,257</b>	<b>51,598</b>

**TABLE NO. 4**  
**DISTRIBUTION OF IMPORT CARGO HANDLED ACCORDING TO ORIGIN DURING 2023-24**

Sl. No.	Origin	Commodities Handled				Total
		Dry Bulk	Liquid Bulk	Break Bulk	Containers	
(1)	(2)	(3)	(4)	(5)	(6)	(7)
1	COASTAL	1,028,873	2,444,574	203	748,975	4,222,625
2	USA	-	-	131	-	131
3	CIS*	-	3,487,457	97	-	3,487,554
4	JAPAN	21,303	-	122,549	-	143,852
5	GERMANY	-	-	1,475	-	1,475
6	WEST EUROPE	-	209,851	371	-	210,222
7	SOUTH AMERICA	-	139,137	-	-	139,137
8	EAST EUROPE	-	122,377	-	-	122,377
9	EAST AFRICA	30,010	126,728	-	-	156,738
10	WEST AFRICA	227,500	-	-	-	227,500
11	SOUTH AFRICA	-	697,178	-	-	697,178
12	CANADA	52,586	-	-	-	52,586
13	OTHER SOUTH EAST ASIAN COUNTRIES	8,000	657,396	144,869	-	810,265
14	OTHERS	389,321	6,014,284	1,038,535	-	7,442,140
15	OVERSEAS CONTAINER CARGO	-	-	-	15,626,573	15,626,573
	<b>Total</b>	<b>1,757,593</b>	<b>13,898,982</b>	<b>1,308,230</b>	<b>16,375,548</b>	<b>33,340,353</b>

\*CIS - Common Wealth of Independent States

**TABLE NO. 5**  
**DISTRIBUTION OF EXPORT CARGO HANDLED ACCORDING TO DESTINATION IN 2023-24**

(In tonnes)

Sl. No.	Destination	Commodities Handled				Total
		Dry Bulk	Liquid Bulk	Break Bulk	Containers	
(1)	(2)	(3)	(4)	(5)	(6)	(7)
1	COASTAL	32,317	640,035	4,083	675,211	1,351,646
2	U S A	483,934	-	13,467	-	497,401
3	C I S *	-	-	54	-	54
4	JAPAN	-	99,000	1,318	-	100,318
5	GERMANY	-	-	354	-	354
6	WEST EUROPE	-	-	25,086	-	25,086
7	SOUTH AMERICA	6,850	-	75,901	-	82,751
8	EAST EUROPE	-	-	7,989	-	7,989
9	EAST AFRICA	-	-	3,633	-	3,633
10	WEST AFRICA	-	-	8,450	-	8,450
11	SOUTH AFRICA	-	165,000	29,174	-	194,174
12	CANADA	-	-	3,062	-	3,062
13	OTHER SOUTH EAST ASIAN COUNTRIES	72,600	40,529	35,197	-	148,326
14	OTHERS	555,327	1,400,300	244,329	-	2,199,956
15	OVERSEAS CONTAINER CARGO	-	-	-	13,627,363	13,627,363
	<b>Total</b>	<b>1,151,028</b>	<b>2,344,864</b>	<b>452,097</b>	<b>14,302,574</b>	<b>18,250,563</b>

\*CIS - Common Wealth of Independent States

**TABLE NO. 6**  
**NUMBER AND TYPE OF CONTAINERS HANDLED**  
**DURING THE YEAR 2023-24**

Category	Type	20ft		40ft		45ft		Total (TEUs)	
		Normal (Reefer)	(3)	Normal (Reefer)	(4)	Normal (Reefer)	(5)	Normal (Reefer)	(6)
<b>(A) IMPORTS</b>	FCL	275,420 (	1,596 )	238,324 (	5,679 )	49 (	- )	752,166 (	12,954 )
	LCL	- (	- )	- (	- )	- (	- )	- (	- )
	EMPTY	25,478 (	- )	15,239 (	- )	21 (	- )	55,998 (	- )
	<b>TOTAL (A)</b>	<b>300,898 (</b>	<b>1,596 )</b>	<b>253,563 (</b>	<b>5,679 )</b>	<b>70 (</b>	<b>- )</b>	<b>808,164 (</b>	<b>12,954 )</b>
<b>(B) EXPORTS</b>	FCL	148,733 (	1,763 )	110,215 (	10,825 )	18 (	- )	369,199 (	23,413 )
	LCL	- (	- )	- (	- )	- (	- )	- (	- )
	EMPTY	107,587 (	- )	107,202 (	- )	9 (	- )	322,009 (	- )
	<b>TOTAL (B)</b>	<b>256,320 (</b>	<b>1,763 )</b>	<b>217,417 (</b>	<b>10,825 )</b>	<b>27 (</b>	<b>- )</b>	<b>691,208 (</b>	<b>23,413 )</b>
<b>(C) TRANSHIPMENT</b>	LOAD	32,051		5,880		-		43,811 (	- )
	EMPTY	2,396		204		-		2,804 (	- )
	<b>TOTAL (C)</b>	<b>34,447</b>		<b>6,084</b>		<b>-</b>		<b>46,615 (</b>	<b>- )</b>
<b>(D) SHIFTING</b>	IMPORTS	1377		1108		1		3,595 (	- )
	EXPORTS	1377		1107		-		3,591 (	- )
	<b>TOTAL (D)</b>	<b>2754</b>		<b>2215</b>		<b>1</b>		<b>7,186 (</b>	<b>- )</b>
	<b>(E) TOTAL (A+B+C+D)</b>	<b>594,419 (</b>	<b>3,359 )</b>	<b>479,279 (</b>	<b>16,504 )</b>	<b>98 (</b>	<b>- )</b>	<b>1,553,173 (</b>	<b>36,367 )</b>

**TABLE NO. 7A**  
**NUMBER AND SIZE OF SHIPS HANDLED DURING 2023-24**

(in tonnes)

Sl. No.	Category	No. of Vessels*	SIZE			
			NRT	GRT	DWT	
(1)	(2)	(3)	(4)	(5)	(6)	
1	Ships for cargo operation					
	<b>CONTAINER</b>					
	Cellular	}	728	8,899,260	18,704,156	22,287,713
	Combi carriers					
	Container oriented vessels					
	<b>BREAK BULK CARRIERS</b>	261	2,662,411	6,131,569	5,945,583	
	<b>DRY BULK</b>					
	Conventional	80	1,388,667	2,376,018	4,108,874	
	Mechanical	-	-	-	-	
	<b>LIQUID BULK</b>					
	Crude	104	4,630,310	7,741,451	13,997,851	
	Products	195	1,917,547	4,210,418	6,878,005	
	Chemicals	14	66,576	139,719	213,845	
	Vegetable Oils	138	924,153	1,965,103	3,168,438	
	Others	14	33,420	91,639	112,178	
	<b>Total (A)</b>	<b>1,534</b>	<b>20,522,344</b>	<b>41,360,073</b>	<b>56,712,487</b>	
2	Passenger Vessels (B)	13	48,171	148,055	42,656	
3	Others (C) Tourist	32	841,726	1,534,461	113,687	
	<b>Grand Total (A+B+C)</b>	<b>1,579</b>	<b>21,412,241</b>	<b>43,042,589</b>	<b>56,868,830</b>	

\* Excludes non-cargo vessels like bunkering, naval, repair and survey vessels.

**TABLE NO. 7B**  
**OPERATIONAL STATISTICS FOR THE LAST FIVE YEARS**

Sl.No.	Description	2019-20	2020-21	2021-22	2022-23	2023-24
1	No. of Cargo Vessels	1,464	1,315	1,444	1,616	1,579
2	No. of Non-Cargo Vessels	831	621	773	1,113	1,088
3	Cargo Handled (In Tonnes)					
	Import	30,441,081	27,659,019	29,970,148	32,283,035	33,341,389
	Export	16,317,486	15,894,306	18,594,314	16,666,179	18,256,515
	<b>Total</b>	<b>46,758,567</b>	<b>43,553,325</b>	<b>48,564,462</b>	<b>48,949,214</b>	<b>51,597,904</b>
4	Average PBD (Hrs) - Port account	0.76	0.82	0.76	0.81	0.33
5	Average PBD (Hrs) - Overall	0.83	1.41	1.45	0.81	0.33
6	Average TRT (Days) - Port account	1.66	1.72	1.76	1.58	1.51
7	Average TRT (Days) - Overall	2.00	2.17	2.25	2.00	1.87
8	Average Parcel Size	31,958	33,190	33,505	30,299	32,673
9	Average Ship berthDay Output (In Tonnes)	16,470	15,928	15,497	15,672	18,728
10	Overall Berth Occupancy (In%)	44.55	35.90	44.62	42.10	41.20
11	No.of Passenger Vessels	23	5	1	51	44
12	No.of Foreign Tourist Vessels	2	0	0	3	1
13	Containerised Cargo (In TEUs)	1,383,971	1,386,926	1,602,319	1,470,305	1,589,540
14	No.of Cars / Trucks	174,595	133,562	170,482	231,412	214,758
15	Modal Transport of Cargo (Excluding Transshipment) (In Million Tonnes)					
	By Rail	2.94 (6.29%)	4.48 (10.30%)	2.69 (5.54%)	1.50 (3.07%)	1.29 (2.49%)
	By Road	30.12 (64.40%)	26.95 (61.87%)	31.43 (64.72%)	32.28 (65.95%)	33.45 (64.84%)
	By Pipelines	13.60 (29.09%)	10.14 (23.27%)	11.73 (24.16%)	14.01 (28.62%)	15.82 (30.66%)

**TABLE NO. 8**  
**PERFORMANCE OF SHIPS DURING 2023-24**

Sl. No.	Description	Container	Break Bulk	Dry Bulk		Liquid Bulk	Total
				Mechanical	Conventional		
(1)	(2)	(3)	(4)	(5)	(6)	(7)	(8)
1	Number of ships	728	306	-	80	465	1579
2	Cargo handled (in tonnes)	30,670,421	1,817,802	-	2,931,143	16,170,836	51,590,202
3	Average Turn Round Time - Port Account (in Hrs)	28.68	34.01	-	67.51	44.18	36.25
4	Average Turn Round Time - Overall (in Hrs)	33.59	48.01	-	86.10	53.54	44.92
5	Average Stay at Berth (in Hrs)	32.88	46.42	-	82.48	48.85	42.72
6	Average working time (in Hrs)	27.97	32.32	-	63.66	39.49	34.01
7	Average pre-berthing time (in Hrs)	0.29	0.38	-	0.36	0.37	0.33
8	Average Non-working time (in Hrs)	4.91	14.10	-	18.82	9.36	8.71
9	Average Parcel size (in tonnes)	42,130	5,941	-	36,639	34,776	32,673
10	Average Output per ship day (in tonnes)	30,751	3,392	-	10,661	17,085	18,728
11	Percentage of Non-working time at berth	14.93	28.18	-	22.81	19.17	19.75

Note : Non-Cargo Vessels like bunkering, naval, repair and survey vessels have been excluded.

**TABLE NO. 9**

**DISTRIBUTION OF PRE-BERTHING DELAY ACCORDING TO THE REASONS DURING 2023-24**

Sl. No.	Category of Ships	No. of Vessels	REASONS (in hours)										Total (Col. 4 to 11)
			Berth	Non-availability of Tug/Craft	Pilot/Crew	Strike/ Stoppage of work	Navigation	Draft Restriction	Ship's Account/ Agents' Option	Others			
(1)	(2)	(3)	(4)	(5)	(6)	(7)	(8)	(9)	(10)	(11)	(12)		
1	Container	728	-	-	-	-	211.12	-	0.00	-	211.12		
2	Break Bulk	306	-	-	-	-	116.28	-	0	-	116.28		
3	Dry Bulk												
a.	Mechanical Operation	-	-	-	-	-	-	-	-	-	-		
b.	Conventional Operation	80	-	-	-	-	28.80	-	0	-	28.80		
4	Liquid Bulk	465	-	-	-	-	172.05	-	0.00	-	172.05		
	<b>Total</b>	<b>1,579</b>	<b>-</b>	<b>-</b>	<b>-</b>	<b>-</b>	<b>528.25</b>	<b>-</b>	<b>0.00</b>	<b>-</b>	<b>528.25</b>		

Non-Cargo Vessels like bunkering, naval, repair and survey vessels have been excluded.

## TABLE NO. 10

### DISTRIBUTION OF NON-WORKING TIME AT BERTH ACCORDING TO REASONS DURING 2023-24

		(in hours)														
Sl. No.	Category of Ships	No. of Vessels availability of berth	Non-availability of Workers	Absence of Workers	Eqpt. Non-availability	Eqpt. Break Down	Shed con-gestion	Lack of Cargo	Strike/ Stoppage of work	Weather Conditions	Power failure	Hatch opening/ closing	Waiting for sailing	Agent's option/ ship's account	Others	Total
(1)	(2)	(3)	(4)	(5)	(6)	(7)	(8)	(9)	(10)	(11)	(12)	(13)	(14)	(15)	(16)	(17)
1	Break Bulk	306	2.25	38.19	(0.00)	(0.00)	(0.00)	25.97	(0.00)	185.48	(0.00)	69.70	230.46	66.90	3694.43	4313.38
2	Dry Bulk															
	a. Mechanical Operation	(0.00)	(0.00)	(0.00)	(0.00)	(0.00)	(0.00)	(0.00)	(0.00)	(0.00)	(0.00)	(0.00)	(0.00)	(0.00)	(0.00)	(0.00)
	b. Conventional Operation	80	(0.00)	23.79	(0.00)	(0.00)	(0.00)	(0.00)	(0.00)	19.16	(0.00)	16.98	4.40	30.56	1410.52	1505.41
3	Liquid Bulk	465	(0.00)	(0.00)	(0.00)	(0.00)	(0.00)	(0.00)	(0.00)	(0.00)	(0.00)	116.61	138.79	199.64	3898.89	4353.93
	<b>Total</b>	<b>851</b>	<b>2.25</b>	<b>61.98</b>	<b>(0.00)</b>	<b>(0.00)</b>	<b>(0.00)</b>	<b>25.97</b>	<b>(0.00)</b>	<b>204.64</b>	<b>(0.00)</b>	<b>203.29</b>	<b>373.65</b>	<b>297.10</b>	<b>9003.8</b>	<b>10172.72</b>

Excludes Container Vessels


**TABLE NO. 11**  
**BERTH OCCUPANCY DURING 2023-24**

Sl. No.	Berth	Number of Days		Percentage of Occupancy
		Available	Occupied	
(1)	(2)	(3)	(4)	(5)
<b>DR. AMBEDKAR DOCK :</b>				
1	North Quay	366	32	9
2	West Quay - I	366	137	37
3	West Quay - II	366	159	43
4	Centre Quay	366	72	20
5	West Quay - III	366	138	38
6	West Quay - IV	366	172	47
7	South Quay - I	366	246	67
8	South Quay - II	366	171	47
<b>JAWAHAR DOCK :</b>				
9	Jawahar Dock - I	366	193	53
10	Jawahar Dock - II	366	185	51
11	Jawahar Dock - III	366	195	53
12	Jawahar Dock - IV	366	150	41
13	Jawahar Dock - V	366	128	35
14	Jawahar Dock - VI	366	149	41
<b>BHARATHI DOCK :</b>				
15	Bharathi Dock - I	366	236	64
16	Bharathi Dock - II	366	214	58
17	Bharathi Dock - III	366	233	64
<b>CHENNAI CONTAINER TERMINAL PVT LTD (TERMINAL - I)</b>				
18	Container Berth - I	366	99	27
19	Container Berth - II	366	147	40
20	Container Berth - III	366	121	33
21	Container Berth - IV	366	136	37
<b>CHENNAI INTERNATIONAL TERMINAL PVT LTD (TERMINAL - II)</b>				
22	Second Container Berth - I	366	129	35
23	Second Container Berth - II	366	149	41
24	Second Container Berth - III	366	167	46
<b>COASTAL BERTH</b>				
25	Coastal Berth - I	366	104	28
26	Coastal Berth - II	366	128	35
<b>Overall</b>		<b>9516</b>	<b>3990</b>	<b>42</b>



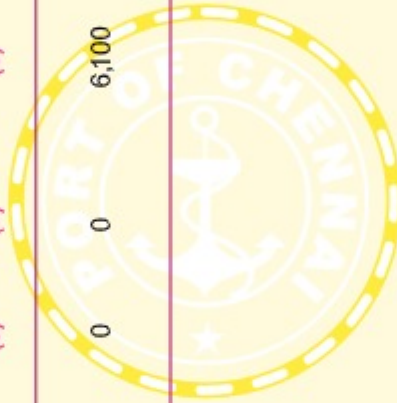
**TABLE NO. 12**  
**AVAILABILITY OF CARGO HANDLING EQUIPMENTS DURING 2023-24**

Sl. No.	Description of Equipments	Number of Equipments	Required to meet the traffic		Short Supply Due to (Percentage)				Number of Units overhauled	Number of units underwent Major Repairs	Remarks	
			Average Demand per day	Average Supply per day	Absentism of Staff	Shortage of Equipment	Equipment Break Down	Stoppage of work				Others
(1)	(2)	(3)	(4)	(5)	(6)	(7)	(8)	(9)	(10)	(11)	(12)	(13)
1	Diesel Electric loco	7	3	3	-	-	-	-	-	-	-	-



**TABLE NO. 13**  
**UTILISATION OF CARGO HANDLING EQUIPMENTS DURING 2023-24**

Sl. No.	Description of Equipments	Number of Equipments	Total Number of Hours Available (Gross)	Non-availability due to (Hours)				Available working Hours (Net) (4-(5+6+7+8))	Actual Working Time (in Hours)	Percentage of availability (=9/4* 100)	Percentage of Utilisation		Reason for less Utilisation
				Over-haul	Holiday and off time	Break and Down	Other Reasons Major Rectification Hours				Net Available Working Hours	Gross Available Working Hours	
(1)	(2)	(3)	(4)	(5)	(6)	(7)	(8)	(9)	(10)	(11)	(12)	(13)	(14)
1	Diesel Electric loco	7	61,488	0	0	0	6,100	55,388	26,128	90.08	47.17	42.49	-



**TABLE NO. 14**  
**CARGO HANDLING PRODUCTIVITY FOR THE YEAR 2023-24**

DATUM LINE & CARGO	NO OF HOOKS WORKED	HOOK HRS WORKED	MAN HRS WORKED	TONNAGE HANDLED	AVERAGE PRODUCTIVITY (TONNAGE)		
					PER HOOK	PER HOOK HOUR	PER MAN HOUR
<b>IMPORTS</b>							
ALL GENERAL CARGO	483	3,623	52,958	144,587	299.35	39.91	2.73
BAGS WEIGHING ABOVE 51 KGS	-	-	-	-	-	-	-
BAGS WEIGHING (35 KGS TO 51 KGS)	-	-	-	-	-	-	-
BAGS WEIGHING BELOW 35 KGS	-	-	-	-	-	-	-
IRON & STEEL	1,081	8,108	88,808	1,181,156	1,092.65	145.69	13.30
PHOSPHATE & WHEAT BY GRAB	271	2,033	3,548	290,410	1071.62	142.88	81.86
IRON SCRAP IN BULK (MECH)	111	833	1,665	49,900	449.55	59.94	29.97
ALL TYPES OF ORES & MINERALS	1,155	8,663	17,325	1,148,491	994.36	132.58	66.29
ALL TYPES OF ORES & MINERALS (HMC)	110	825	825	269,797	2,452.70	327.03	327.03
<b>TOTAL</b>	<b>3211</b>	<b>24,083</b>	<b>165,128</b>	<b>3,084,341</b>	<b>960.55</b>	<b>128.07</b>	<b>18.68</b>
<b>EXPORTS</b>							
ALL GENERAL CARGO	642	4,815	49,688	638,484	994.52	132.60	12.85
BAGS WEIGHING ABOVE 51 KGS	-	-	-	-	-	-	-
BAGS WEIGHING (35 KGS TO 51 KGS)	99	743	9,675	39,059	394.54	52.61	4.04
BAGS WEIGHING BELOW 35 KGS	-	-	-	-	-	-	-
IRON & STEEL	-	-	-	-	-	-	-
PHOSPHATE & WHEAT BY GRAB	-	-	-	-	-	-	-
IRON SCRAP IN BULK (MECH)	-	-	-	-	-	-	-
ALL TYPES OF ORES & MINERALS	349	2,618	5,235	334,105	957.32	127.64	63.82
ALL TYPES OF ORES & MINERALS (HMC)	215	1,613	1,613	837,009	3,893.07	519.08	519.08
<b>TOTAL</b>	<b>1,305</b>	<b>9,788</b>	<b>66,210</b>	<b>1,848,658</b>	<b>1,416.60</b>	<b>188.88</b>	<b>27.92</b>
<b>IMPORT AND EXPORT TOTAL</b>	<b>4,516</b>	<b>33,870</b>	<b>231,338</b>	<b>4,932,999</b>	<b>1,092.34</b>	<b>145.65</b>	<b>21.32</b>

**TABLE NO. 15**  
**CONTAINER CARGO AND TAREWEIGHT OF CONTAINERS 2023-24**

Container Cargo	Tareweight	Total (1+2)
(1)	(2)	(3)
25,811,024	4,867,098	30,678,122



**TABLE NO. 16**  
**COMMODITY WISE EXPORT CARGO RECEIVED BY DIFFERENT MODES OF TRANSPORT**  
**DURING THE YEAR 2023-24**

Sl. No.	Commodities	Received by Rail		Received by Road		Received Through Pipeline		Total	
		Tonnes	%	Tonnes	%	Tonnes	%	Tonnes	%
1	Iron Ore	-	-	-	-	-	-	-	-
2	Other Ore	-	-	868,794	5.76	-	-	868,794	4.90
3	Container*	469,646	93.52	13,322,539	88.29	-	-	13,792,185	77.72
4	P.O.L	-	-	132,979	0.88	2,151,821	99.91	2,284,800	12.87
5	Other Cargo	32,541	6.48	765,777	5.07	2,028	0.09	800,346	4.51
	<b>Total</b>	<b>502,187</b>	<b>100.00</b>	<b>15,090,089</b>	<b>100.00</b>	<b>2,153,849</b>	<b>100.00</b>	<b>17,746,125</b>	<b>100.00</b>

\*Excludes Transhipment & Restows

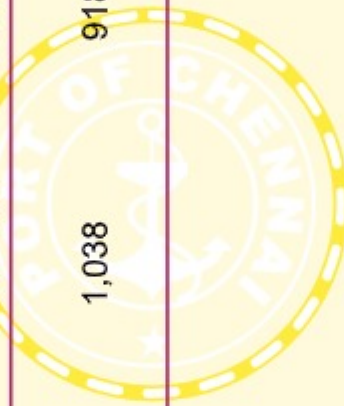
**TABLE NO. 17**  
**COMMODITY WISE IMPORT CARGO DESPATCHED BY DIFFERENT MODES OF TRANSPORT**  
**DURING THE YEAR 2023-24**

Sl. No.	Commodities	Despatched by Rail		Despatched by Road		Despatched Through Pipeline		Total	
		Tonnes	%	Tonnes	%	Tonnes	%	Tonnes	%
1	P.O.L	-	-	206,465	1.12	12,252,347	89.64	12,458,812	37.97
2	Fertilizer	-	-	-	-	-	-	-	-
3	Fertilizer (Raw Material)	-	-	289,510	1.58	-	-	289,510	0.88
4	Thermal Coal	-	-	-	-	-	-	-	-
5	Other Coal	-	-	-	-	-	-	-	-
6	Container*	693,063	88.67	15,154,514	82.52	-	-	15,847,577	48.30
7	Other Cargo	88,557	11.33	2,713,249	14.78	1,415,713	10.36	4,217,519	12.85
	<b>Total</b>	<b>781,620</b>	<b>100.00</b>	<b>18,363,738</b>	<b>100.00</b>	<b>13,668,060</b>	<b>100.00</b>	<b>32,813,418</b>	<b>100.00</b>

\*Excludes Transhipment & Restows

**TABLE NO. 18**  
**EMPLOYMENT AT PORT - CLASSWISE (AS ON 31.03.2024)**

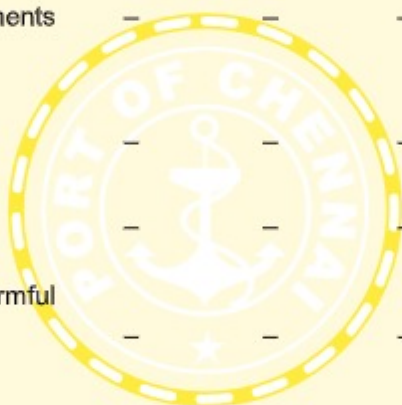
Number and Category of Officers	Number of Non-cargo handling Employees		Number of cargo handling Workers Other than Shore Workers		Number of Cargo handling Shore Workers	Total	
	Class I	Class II	Class III	Class IV	Class III		Class IV
228	133	1,686	1,038	918	384	576	4,963



## TABLE NO.19

### PARTICULARS OF ACCIDENTS REPORTED AT PORT HOSPITAL DURING 2023-24

Sl. No.	Causation	Number					
		Fatal		Non-Fatal		Total	
		Port	Non-Port	Port	Non-Port	Port	Non-Port
1	Persons falling	1 (Port Officer)	-	475	-	476	-
2	Falling of objects	-	-	1	-	1	-
3	Stepping on, striking against or struck by objects	-	-	39	-	39	-
4	Caught in between objects	-	-	3	-	3	-
5	Over-exertion or wrong movements	-	-	-	-	-	-
6	Exposure to or contact with extreme temperature	-	-	-	-	-	-
7	Explosions	-	-	-	-	-	-
8	Exposure to or contact with harmful substances including radiation	-	-	-	-	-	-
9	Other cases	-	-	88	-	88	-
<b>Total</b>		<b>1</b>	<b>-</b>	<b>606</b>	<b>-</b>	<b>607</b>	<b>-</b>



**TABLE NO. 20**  
**FINANCIAL INDICATORS**

Description	2022-23	2023-24
	(₹ In Crores)	
<b>1 RETURN ON CAPITAL</b>		
i) Capital employed (Excluding investment & fixed deposits)	546.05	374.52
ii) Rate of return (Percent)	59.73	104.74
<b>2 OPERATING RATIO</b>		
i) Operating Expenditure	642.59	659.38
ii) Operating Income	968.77	1051.67
iii) Ratio (Percent)	66.33	62.70
<b>3 RATIO OF COST TO EARNINGS (ACTIVITY-WISE)</b>		

	Percentage of cost to earnings			
	2022-23		2023-24	
	Direct Cost (Excl. Dep. and over- heads)	Total Cost (Incl. Dep. and over- heads)	Direct Cost (Excl. Dep. and over- heads)	Total Cost (Incl. Dep. and over- heads)
i) Cargo Handling & Storage	37	66	41	105
ii) Port and Dock Facilities	36	77	25	47
iii) Railways	497	1,772	792	2,148
iv) Rentable lands and Buildings	11	129	19	127

**TABLE NO. 21**  
**CAPITAL EXPENDITURE DURING 2023-24**

(₹ In Crores)

Sl. No.	Description	Approved RBE 2023-24	Current Year 2023-24(RBE)				Actual Expenditure during 2023-24				Remarks
			Internal Resources	Budgetary Support	Others	Total	Internal Resources	Budgetary Support	Others	Total	
(1)	(2)	(3)	(4)	(5)	(6)	(7)	(8)	(9)	(10)	(11)	(12)
<b>A</b>	<b>Capital Works</b>										
a	Continuing Schemes	67.79	67.79	0.00	0.00	67.79	65.01	0.00	0.00	65.01	
b	New Schemes	11.45	11.45	0.00	0.00	11.45	13.11	0.00	0.00	13.11	
	<b>Total(A)</b>	<b>79.24</b>	<b>79.24</b>	<b>0.00</b>	<b>0.00</b>	<b>79.24</b>	<b>78.12</b>	<b>0.00</b>	<b>0.00</b>	<b>78.12</b>	





**PART - III**

**CHENNAI PORT AUTHORITY**

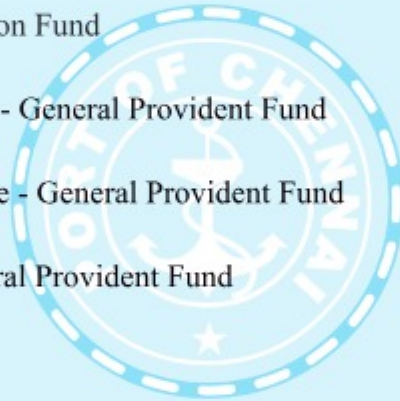
**ACCOUNTS APPENDICES**

**2023-24**



## ACCOUNTS APPENDICES 2023 - 24

S.No.	Contents	Page No.
1	Port Development Capital Works	105
2	Receipts & Payments - Gratuity Fund	115
3	Income & Expenditure - Gratuity Fund	116
4	Balance Sheet - Gratuity Fund	117
5	Receipts & Payments - Pension Fund	118
6	Income & Expenditure - Pension Fund	119
7	Balance Sheet - Pension Fund	120
8	Receipts & Payments - General Provident Fund	121
9	Income & Expenditure - General Provident Fund	122
10	Balance Sheet - General Provident Fund	123







# **PORT DEVELOPMENT WORKS CAPITAL - I**

**2023-24**



**CHENNAI PORT AUTHORITY**  
**PORT DEVELOPMENT WORKS - CAPITAL WORKS - 2023-24**  
**EXPENDITURE**

**APPENDIX-B - Section-II**

Sl. No.	Description of work	Budget Estimate 2023-24	Revised Estimate 2023-24	Actuals 2023-24	Actuals 2022-23
1	Development of Goods Shed facility at Jolarpet. (Renamed as "Providing Paver Block Yard, Bituminous approach road and Auxiliary Building for Development of Goods Shed at Jolarpet")	10.00	4.48	4.57	502.02
2	Improvement to the Quarters and other structure at Tondiarpet housing colony	586.00	500.00	401.71	196.65
3	Construction of Bunker berth at Bharathi Dock in Chennai Port.	10.00	65.00	60.00	333.74
4	Development of Paved Storage Yards at Chennai Port. (Pavement & laying railway track at ONB yard & JD(E) Back up area	113.00	169.00	0.00	218.92
5	Refurbishing of E1 & E4 warehouse in EE(C) CD I division - (Balancing Investment)	128.00	100.00	14.00	113.46
6	Refurbishing of JD 1, JD II & JD V (North) Transit Shed - (Balancing investment in the warehouse) in EE(C)CD I division	60.00	100.00	25.67	78.97
7	Concreting the Coastal Road between road junction behind 'E' Complex godown and Hazardous Cargo drain in ChPA	31.00	90.00	77.07	18.82
8	Construction of Coastal berth at Chennai Port.	0.00	10.00	0.00	0.00
9	Supplying and fixing of fenders at JD 4 & JD6 berths.	46.00	146.27	147.16	0.00
10	Refurbishing of WQ III & IV Transit sheds of EE(C)ND division	414.00	200.00	135.58	136.71
11	Balance work of Modernization of JD at portions of JD4 and JD6 and dredging along side of JD4 and JD6.	0.00	22.95	23.41	8.16
12	Development of Buffer Parking yard for Container Trailers at BD II (Berth No.24B) back up area and widening of existing concrete road leading to Bunker Berth at Chennai Port.	2500.00	3300.00	3441.74	96.81
13	Obtaining one time Environmental clearance from MoEF&CC for the projects covered under Master Plan	20.00	0.00	25.42	7.30

**CHENNAI PORT AUTHORITY**  
**PORT DEVELOPMENT WORKS - CAPITAL WORKS - 2023-24**  
**EXPENDITURE**

**APPENDIX-B - Section-II**

Sl. No.	Description of work	Budget Estimate 2023-24	Revised Estimate 2023-24	Actuals 2023-24	Actuals 2022-23
		(Rupees in Lakhs)			
14	Upgradation of JD entrance wall	10.00	48.51	49.74	13.16
15	Purchase of 1 in 8.5 Crossing PSC Sleepers for Points & Crossings	50.00	69.00	171.45	0.00
16	Setting up of Sewage waste water treatment plants/ Garbage disposal plant				
17	(a) 40KLD	10.00	14.56	0.00	36.56
18	(b) 90KLD	40.00	40.00	36.11	0.00
19	Providing New steel Truss roofing system for Western Shed of Heavy workshop	401.00	325.00	331.04	0.00
20	Removal of Existing Diamond Crossing with 60 kg CMS Diamond crossing and Direct entry to center yard and CONCOR yard to center yard to avoid Double handling and Electrification of Railway lines as top wiring for engine on load concept at western yard I & II and full wiring to centre yard-II through IPRCL.	150.00	300.00	462.98	0.00
21	Strengthening of Northern & Eastern Breakwater in casting & placing of Tetrapods	10.00	10.00	23.14	0.00
22	Linking of Coastal road and spending beach road at O-yard	1.00	1.00	0.00	0.00
23	Improvement works to A,B,C,D,E,F & NB blocks of Chennai Port Authority Officers' Quarters near Napier Bridge in Ex(C) South Division.	0.00	30.00	32.03	0.00
24	Resurfacing the existing bituminous concrete in CISF parade ground and approach road leading to CISF barracks in Southern Division area.	0.00	22.19	23.59	0.00
25	Reconstruction of Railway Cabin at Radio Road Railway crossing and reconstruction of drain connecting to existing main drain around allied work of the marshalling yard.	0.00	7.89	6.13	0.00
26	Dismantling the existing damaged pillar room building and construction of the rest room with toilet at South Quay-I Wharf Road in Chennai Port.	0.00	12.76	12.59	0.00
27	Colour washing, Painting and improvement works at HD2A Quarters in EE(C)CD II.	0.00	20.00	18.50	0.00

**CHENNAI PORT AUTHORITY**  
**PORT DEVELOPMENT WORKS - CAPITAL WORKS - 2023-24**  
**EXPENDITURE**

**APPENDIX-B - Section-II**

Sl. No.	Description of work	Budget Estimate 2023-24	Revised Estimate 2023-24	Actuals 2023-24	Actuals 2022-23
28	Construction of Toilets near sheds 13 & 14 and North side of Railway Gateman room near railway level crossing in EE(C)CD-II.	0.00	18.71	10.59	0.00
29	Road leads to Madhusudan shed PCC in EE(C)ND.	0.00	10.73	10.94	0.00
30	Construction of Canteen in Ground floor of Signal station building.	0.00	27.23	29.37	0.00
31	Chainlink fencing with gate around car parking yard on western and eastern side of WQ-I & WQ-II.	0.00	25.00	10.00	0.00
32	Construction of watch room over the existing CISF room / Customs room, new CISF bunk near new pumphouse, improvement works to old CISF bunk, pumphouse at Bharathi Dock.	0.00	5.00	0.00	0.00
33	Improvements to the Tondiarpet Housing Colony by providing floor tiles and wall daddoing of toilet and bath rooms and laying granite slab over the kitchen in EX(THC) Premises.	0.00	50.00	194.78	0.00
34	Re-construction of damaged Eastern side boundary wall of Dr. Babu Jagajeevanram stadium facing AA Scheme Road at Tondiarpet Housing Colony.	0.00	10.47	10.68	0.00
35	Providing Tennis court, Volley ball court, Kabaddi court, Basketball court, Renovation of Running track, Boxing Ring Platform and Improvement of Yards of Dr. Babu Jagajeevanram stadium at THC.	0.00	30.00	66.94	0.00
36	Providing cable chase from Gate No.1 to Gate No.4 in Chennai Port.	0.00	10.00	21.35	0.00
37	Raising the road level with road concrete at North side of R&C Depot, reconstruction of drain walls and raising drain floor level in South zone.	0.00	5.92	16.67	0.00
38	Strengthening the structural members and providing improvement to the building occupied by the C&D company at CISF barracks in Southern zone.	0.00	1.00	0.00	0.00
39	Providing Storm Water Drain and Cable Chase at Coastal Road Chainage from 330M to 1140M in EE(C)CD-I at Chennai Port.	0.00	10.00	25.43	0.00

**CHENNAI PORT AUTHORITY**  
**PORT DEVELOPMENT WORKS - CAPITAL WORKS - 2023-24**  
**EXPENDITURE**

**APPENDIX-B - Section-II**

Sl. No.	Description of work	Budget Estimate 2023-24	Revised Estimate 2023-24	(Rupees in Lakhs)	
				Actuals 2023-24	Actuals 2022-23
40	Providing cable chase along and across the SQ I road to linking the A Substation in EE( C) CD-I Division.	0.00	5.00	6.34	0.00
41	Laying of new sewer pipes and construction of manholes and collection well for carrying sewage water to new 90 KLD Sewage treatment plant in EE( C)CD-I division.	0.00	5.00	0.00	0.00
42	Construction of Rest shelter cum Entrance Arch accommodating RFID Baggage scanner etc., at Gate no.7 in Chennai Port.	0.00	10.00	0.00	0.00
43	Replacing the Damaged Pre Cast Slabs with New Precast Slabs and Applying Bitumen Sealing Compound for all joints Road Leading from DP World South to WQ IV South.	0.00	5.00	0.00	0.00
44	Renovation of Stone Building AS Monument Structure (Old Hydraulic Pump House) at WQIV in ND I Division.	0.00	5.00	0.00	0.00
45	Construction of Watch tower for CISF at parking area near Gate no 1 & replacing of Gates at Gate no 1 (A to H bays)	0.00	5.00	0.00	0.00
46	Renovation work in Trust villa quarters and Constable Quarters (TV1 to TV 24 & TV 25 to TV 36) at GM Pettah Road Near Gate No:2 (Out Side)	0.00	5.00	17.58	0.00
47	Replacing, supplying and fixing of wooden fender ladder with new Rubber fender ladder, Cast Iron T-Head bollards, M.S.Gate, SS handle bar and ladder in Chennai Port (ND II and CD I)	0.00	1.00	0.00	0.00
48	Renovation / Modification of existing Thiru. A. Selvaraj, IAS community hall to convert into Indoor sports stadium at TH Colony.	0.00	5.00	42.22	0.00
49	Construction of storm drain, sewage drain, peripheral compound wall, renovation of OHTs with pump rooms, supplying and fixing of name board, laying of kerb stone laying and other repair works at THC.	0.00	5.00	0.00	0.00
50	Rehabilitation of Oil Jetties 26B (BD I) and 27B (BD II) with allied buildings and New Pipeline Trestle in Bharathi Dock at Chennai Port.	0.00	1.00	0.00	0.00

## CHENNAI PORT AUTHORITY PORT DEVELOPMENT WORKS - CAPITAL WORKS - 2023-24

### APPENDIX-B - Section-II EXPENDITURE

Sl. No.	Description of work	Budget Estimate 2023-24	Revised Estimate 2023-24	Actuals 2023-24	Actuals 2022-23
		(Rupees in Lakhs)			
51	Construction of warehouses measuring 18,000 sq.m at southern side of existing EXIM ware houses near Marshalling yard.	0.00	1.00	0.00	0.00
52	Development of Paved Storage Yards (i) Development of Paved Storage yards at west , north and south sides of C1 and C2 ware house at Marshalling -65,600 sq.m. (ii) Development of Paved Storage yards at JD East backup area -27600 sq.m.	0.00	0.00	0.00	0.00
53	Development of Internal Road Net work at Chennai Port for Effective Receipt and Evacuation of Cargo.	0.00	0.00	0.00	0.00
54	Providing new fencing after removing damaged existing fencing on existing compound wall in South Division.	0.00	1.00	0.00	0.00
55	Improvement works and colour washing of OHT, LLR and Pump room near M1 Ware House and Nursery office in Southern division.	0.00	1.00	0.00	0.00
56	Contruction of OHT and LLR with pump rooms at CISF barrade ground due to exchange of land to Naval for Elevated corridor work.	0.00	1.00	0.00	0.00
57	Improvement works to the existing Pipe line shop and Illumination section OHT near M1,M2 WH and near Nursery in SD and construction of new toilet blocks for Illumination and Pipe line shop.	0.00	1.00	0.00	0.00
58	Construction of New Watch tower for CISF at 'O' yard	0.00	1.00	0.00	0.00
59	Providing and fixing Cell type fender at BD II	0.00	0.00	0.00	0.00
60	Construction of Public toilet block near Gate No.2	0.00	0.00	0.00	0.00
61	Providing and laying Bituminous concrete road from Railway level crossing to Hospital Ambulance parking area, LH2 Quarters inside (Chairman Bungalow) and LHS 14,15 & 16 Quarters in EE© CD II Division.	0.00	27.80	27.20	0.00

**CHENNAI PORT AUTHORITY**  
**PORT DEVELOPMENT WORKS - CAPITAL WORKS - 2023-24**  
**EXPENDITURE**

**APPENDIX-B - Section-II**

Sl. No.	Description of work	Budget Estimate 2023-24	Revised Estimate 2023-24	Actuals 2023-24	Actuals 2022-23
		(Rupees in Lakhs)			
62	Providing 50KPD Bio gas plant at adjusant to ADM office canteen for Food / Vegetable / Kitchen waste from ADM office canteen, Hospital, etc of ChPA including maintenance for a period of 2 years.	0.00	2.25	0.00	0.00
63	Renovation work for the CISF's mess located at ground floor of B' Coy Building of CISF barracks in EX© South Division	0.00	0.00	18.20	0.00
64	Repair works of NQ wharf and renovation of Marine rest shelter building - Leasing of NQ berth to DRDO on long term basis for berthing technology demonstration vessel	0.00	0.00	22.62	0.00
65	Providing of Four wheeler and Two wheeler parking shed at Diamond Jubilee building area and replacement of Main and wicket gate in Main Hospital Premises in EE©CD-II Division.	0.00	0.00	8.10	0.00
66	Augmentation of fire fighting system at Oil dock.	857.00	40.00	28.70	0.00
67	Provision of 5 Nos. capstan at BD-I	0.00	0.00	0.00	0.00
68	Provision of Fire Fighting System for New Bunker Berth at Oil Dock.	85.00	83.00	24.38	14.28
69	Purchase of 7 cars for Head of Departments	0.00	98.00	94.15	0.00
70	Provision of Activator valves and remotest point Switch operation at BD-I and BD-III Oil Jetty.	0.00	73.00	61.37	0.00
71	Purchase of Actuator 5 Nos. for replacement of gate valves at Oil Dock.	0.00	0.00	0.00	0.00
72	Supply and laying of various sizes of UPVC pipes for well water collections and delivery pipelines from open wells to LLRs, HLRs and residential Housing Blocks at T.H. colony.	0.00	59.00	58.08	0.00
73	Revamping of Electrical system in 810 residential housing units of A, B, C Type residential Quarters at T.H. Colony.	0.00	288.00	284.45	0.00
74	Supply and installation of 2 Nos. 200 Ltrs./hr. RO Plant in CISF Mess at T.H. Colony.	0.00	5.00	4.41	0.00

**CHENNAI PORT AUTHORITY**  
**PORT DEVELOPMENT WORKS - CAPITAL WORKS - 2023-24**  
**EXPENDITURE**

**APPENDIX-B - Section-II**

Sl. No.	Description of work	Budget Estimate 2023-24	Revised Estimate 2023-24	Actuals 2023-24	Actuals 2022-23
		(Rupees in Lakhs)			
75	Supply, installation, testing and commissioning of 1 No.200 Ltrs. R.O. Plant at Dock Educational Trust Higher Secondary School.	0.00	3.00	0.00	0.00
76	Improvement of Electrical System in Shri.Babu Jagajeevan Ram Sports Complex at T.H. Colony in Chennai Port Authority.	0.00	18.00	13.32	0.00
77	Revamping of Electrification wiring system in Shri. V. Selvaraj IAS Community Hall, supply & installation of 2 Nos. Main distribution boards in Community Hall & 3rd Zone and Supply and installation of 2 Nos 20 mtrs. High Mast Tower in Sports Complex at Tondiarpet Housing Colony, Chennai Port Authority.	0.00	49.00	7.39	0.00
78	Improvement of Water Pipeline System in Babu Jagajeevanram Stadium in T.H. Colony.	0.00	6.00	3.87	0.00
79	Supply, installation, testing and commissioning of 1 No.100 KVA,415 Volts Diesel Generator (DG) set with Acoustic Enclosure along with Automatic Mains Failure (AMF) relay panel in Chennai Port and Dock Educational Trust Higher Secondary School at T.H. Colony. (AMC Cost is Rs. 2 Lakhs)	0.00	20.00	0.00	0.00
80	New Lift installation at Signal Station.	0.00	20.00	0.00	0.00
81	Replacement of Johnson lift at Guest House	0.00	0.00	0.00	0.00
82	New Lift at Centre Berth Building	0.00	0.00	0.00	0.00
83	Supply and laying of new 6' dia water pipeline with fittings etc., to a length of 1200 Metres from Marshalling Yard Pump house to Timber Pond Pump House with inter connection.	0.00	0.00	0.00	0.00
84	Supply and laying of new 6' dia water pipeline with fittings etc., to a length of 3000 Metres from I Section Pump house to "1" Gate with inter connection.	0.00	0.00	0.00	0.00
85	Supply and laying of new 6" dia and 4' dia UPVC Water pipeline with fittings etc, for a length of 1000 metres from H Ware House Pump House to Coastal Road Customs Container Scanner.	0.00	0.00	0.00	0.00

**CHENNAI PORT AUTHORITY**  
**PORT DEVELOPMENT WORKS - CAPITAL WORKS - 2023-24**  
**EXPENDITURE**

**APPENDIX-B - Section-II**

Sl. No.	Description of work	Budget Estimate 2023-24	Revised Estimate 2023-24	Actuals 2023-24	Actuals 2022-23
		(Rupees in Lakhs)			
86	Electrification work for 5 Nos (JD1, JD3, JD5(N), E1 and E4) sheds at various locations in Chennai Port Authority.	0.00	10.00	0.00	0.00
87	Electrification work for 5 Nos(M1, M2, erstwhile MSD, SPW 1-& 2 nd SPW 3&4) sheds at various locations in Chennai Port Authority.	0.00	32.00	5.12	0.00
88	Neon Sign Board at CB	0.00	21.00	20.89	0.00
89	Electrification work for shed near Chokani Yard and JD V (South) shed	0.00	8.00	0.00	0.00
90	22 TR packaged AC units CB, New Conference Hall.	17.00	12.00	0.00	0.00
91	WQ III Shed Electrification work	7.00	7.00	0.00	0.00
92	Supply, install, testing and commissioning of LT Panel at "A" Sub Station.	0.00	40.00	13.77	0.00
93	Supply, install, testing and commissioning of one No.6.3 MVA power transformer at 33 MUSS.	0.00	86.00	87.02	0.00
94	8.5 TR Centralised AC units with Ducts for Hospital Operation Theatre.	0.00	30.00	24.65	0.00
95	16 Nos. Supply, installation of new High Mast Lighting System at operational area.	0.00	0.00	0.00	0.00
96	70 Nos. Street Light Post at Peripheral Road from Gate No.1 to Junction of CCTPL	0.00	33.00	27.24	0.00
97	Provision of street lights in ChPA southern side.	0.00	0.00	0.00	0.00
98	Electrification of works for western shed near Loco Shop.	0.00	7.00	6.34	0.00
99	Linking of existing RCC cable trench from 'A Substation' to JD area and 'A' Substation to ONB Yard area (through Civil Dept.)	0.00	0.00	0.00	0.00

**CHENNAI PORT AUTHORITY**  
**PORT DEVELOPMENT WORKS - CAPITAL WORKS - 2023-24**  
**EXPENDITURE**

**APPENDIX-B - Section-II**

Sl. No.	Description of work	Budget Estimate 2023-24	Revised Estimate 2023-24	Actuals 2023-24	Actuals 2022-23
		(Rupees in Lakhs)			
100	Linking of Feeder Pillars from Sub-stations for strengthening LT power supply by laying 3.5 core *1.85 sq.m.	0.00	0.00	0.00	0.00
101	Providing 500 KVA compact sub-station near Gate No.2 for strengthening LT power supply to the Gate Nos.1,2,2A & 3.	0.00	0.00	0.00	0.00
102	Providing 100 KVA DG set at Signal Station for extending uninterrupted Power Supply.	0.00	0.00	0.00	0.00
103	Providing Shore Power Supply at West Quay III & IV	0.00	0.00	0.00	0.00
104	Supply, installation of 4 nos.11 TR Centralised AC units with Ducts for Old Conference Hall at Old Admn. Building.	0.00	25.00	23.64	0.00
105	Supply, Installation, Testing and commissioning of 11 Nos Digital Technology Multifunctional Plain Paper Copiers for the use of various departments in Chennai Port Authority.	0.00	17.00	0.00	0.00
106	Purchase of UPS 5 KVA with batteries / 15 Nos.	0.00	15.00	18.15	0.00
107	24 Nos Cameras for BD II area	16.75	17.00	0.00	0.00
108	FXO and FXSS with transceiver for communication 5 Nos	0.00	19.00	0.00	0.00
109	Supply, Installation, Testing and Commissioning of 24 Nos. CCTV cameras for TH, 26 Nos. CCTV Camera for Guest House and 12 Nos. CCTV Camera for surrounding of Buildings.	0.00	0.00	0.00	0.00
110	Supply and commissioning of 1 No. Boom Barrier	0.00	1.00	0.00	0.00
111	15 Nos Conference Mikes, 1 No. Video Conference Camera at Board Room.	0.00	10.00	10.20	0.00
112	Supply, Installation, Testing, Commissioning and handing over of 28 Nos. CCTV Cameras along with 5 years CAMC	0.00	0.00	0.00	0.00
113	Removal, Shifting and Re-installation of existing CCTV system along with all accessories including Port Command Centre equipments with all accessories.	0.00	0.00	0.00	0.00

**CHENNAI PORT AUTHORITY**  
**PORT DEVELOPMENT WORKS - CAPITAL WORKS - 2023-24**  
**EXPENDITURE**

**APPENDIX-B - Section-II**

Sl. No.	Description of work	Budget Estimate 2023-24	Revised Estimate 2023-24	Actuals 2023-24	Actuals 2022-23
		(Rupees in Lakhs)			
114	Supply, Installation, Testing and Commissioning of 49 Nos. CCTV cameras for the use of Finance and Medical Departments.	0.00	3.00	0.00	0.00
115	Supply, installation of 3 nos. 11 TR capacity A/c at Centenary Building Ground floor.	0.00	0.00	9.48	0.00
116	1 No.100 KVA DG Set in ChPA school at THC	0.00	0.00	17.03	0.00
117	Dismantling, Design, manufacture, supply, Installation, testing, commissioning and handling over of 1 no.10 persons capacity passenger lift along with three years CAMC.	0.00	0.00	16.57	0.00
118	4 Nos. Bullet Motor Cycles of 350 CC	0.00	0.00	5.95	0.00
119	Purchase of 1 No.Eicher (Soft Troop Carrier) - CISF	0.00	0.00	14.78	0.00
120	Procurement of Container Scanner - one mobile scanner and drive through scanner (road)	0.00	0.00	0.00	0.00
121	Design, development, construction, supply, delivery, installation, testing and commissioning of Vessel Traffic Management System.	0.00	0.00	0.00	0.00
122	Hospital Equipments	132.00	15.04	48.15	72.00
123	Hospital Furniture	0.00	1.50	0.00	0.00
124	Keltron - RFID based smart cards with printing for employees and Pensioners ( 30,000 Nos)	0.00	2.67	2.26	27.65
125	Implementation of EBS (Enterprise Business System) in 5 Major Ports	0.00	850.00	818.00	0.00
126	Other completed works	125.00	0.00	0.00	885.82
	<b>Total</b>	5829.75	7924.93	7812.00	2761.03

## Chennai Port Gratuity Fund Trust Account Receipts & Payments for the year 2023-24

Receipts	₹	₹	Payments	₹	₹
<b>Opening Balance</b>			<b>To Pensioners</b>		
Investments	2,67,86,43,434		Expenditure under Gratuity Act	48,96,20,176	
Cash at Bank	8,37,45,138	2,76,23,88,572	Expenditure on DCRG	4,22,93,091	53,19,13,267
			Risk Premium		1,29,055
			Bank charges		4,353
<b>Receipts</b>			Accrued liability for Gratuity		48,50,96,842
Interest received on Investments		23,12,36,925			
Other Receipts		1,42,42,827	<b>Closing Balance</b>		
Contribution from Revenue		45,00,00,000	Investments	2,34,36,26,262	
			Cash at Bank	9,70,98,545	2,44,07,24,807
<b>Total</b>		<b>3,45,78,68,324</b>	<b>Total</b>		<b>3,45,78,68,324</b>

## Chennai Port Gratuity Fund Trust Account

### Income & Expenditure for the year 2023-24

Expenditure	Rs.	Income	Rs.
DCRG Payment	4,22,93,091	Interest on Investment	21,47,09,749
Superannuation Gratuity	48,96,20,176	Other Receipts	1,42,42,827
Risk Premium LIC	1,29,055	Excess of Expenditure over Income	30,30,94,099
Bank Charges	4,353		
<b>Total</b>	<b>53,20,46,675</b>	<b>Total</b>	<b>53,20,46,675</b>

## Chennai Port Gratuity Fund Trust Account

### Balance Sheet as on 31.03.2024

<b>Liabilities</b>	<b>Rs.</b>	<b>Rs.</b>	<b>Assets</b>	<b>Rs.</b>
Gratuity Fund	3,10,53,64,493		Accrued Interest	21,46,66,167
<b>Less:</b>			Receivable from ChPT	59,80,75,701
Excess of Exp. Over Income	30,30,94,099	2,80,22,70,394	TDS	44
<b>Add:</b>				
Contribution from Revenue		45,00,00,000	Deposit with High Court	16,06,424
Misc Claim Recoverble		28,02,749	Investments in LIC	2,34,36,26,262
			Cash at Bank	9,70,98,545
<b>Total</b>		<b>3,25,50,73,143</b>	<b>Total</b>	<b>3,25,50,73,143</b>

## Chennai Port Pension Fund Trust Account Receipts & Payments for the year 2023-24

Receipts	₹	₹	Payments	₹	₹
<b>Opening Balance</b>			<b>To Pensioners towards</b>		
Investments	33,28,61,89,664		Superannuation Pension	81,49,41,720	
Fixed Deposits	265		Retiring Pension	48,72,73,331	
Cash at Bank	1,30,66,17,124	34,59,28,07,053	Invalid Pension	17,80,681	
<b>Receipts</b>			Exgratia Pension	1,65,21,549	
Contribution from Revenue		84,00,00,000	Family Pension	41,14,96,105	
Interest received on Investments		2,72,06,73,869	Commuted Pension	37,67,80,421	
Other Receipts		5,16,59,034	Compensation Pension	6,22,848	
			Relief Pension	84,32,73,397	
			Medical Allowance	1,51,40,654	
			Bank Charges	66,002	2,96,78,96,708
			Accrued Pension Receivable		35,96,88,977
			<b>Closing Balance</b>		
			Investments	34,77,27,53,024	
			Fixed Deposits	265	
			Cash at Bank	10,48,00,982	34,87,75,54,271
<b>Total</b>		<b>38,20,51,39,956</b>	<b>Total</b>		<b>38,20,51,39,956</b>

## Chennai Port Pension Fund Trust Account

### Income & Expenditure for the year 2023-24

<b>Expenditure</b>	<b>Rs.</b>	<b>Income</b>	<b>Rs.</b>
Payment to Pensioners	2,95,26,90,052	Interest on Investment	2,86,06,09,058
		Other Receipts	5,16,59,034
		Excess of Expenditure over Income	5,56,28,616
MEDICAL ALLOWANCE	1,51,40,654		
BANK CHARGES	66,002		
<b>Total</b>	<b>2,96,78,96,708</b>	<b>Total</b>	<b>2,96,78,96,708</b>

## Chennai Port Pension Fund Trust Account Balance Sheet as on 31.03.2024

Liabilities	Rs.	Rs.	Assets	Rs.
Pension Fund	36,72,93,93,065		Accrued Interest	2,85,91,84,589
<b>Less:</b>			TDS	29,73,188
Excess of Exp. over Income	5,56,28,616	36,67,37,64,449	Receivable from ChPT	3,87,795
<b>Add:</b>			Misc, claim recoverable	30,60,00,000
Contribution from Revenue		84,00,00,000		
Payable to Employees		47,27,45,848	Investments in LIC	34,77,27,53,023
Statutory Payments		3,27,170	Fixed Deposits	265
Other Liabilities		5,92,62,376	Cash at Bank	10,48,00,983
<b>Total</b>		<b>38,04,60,99,843</b>	<b>Total</b>	<b>38,04,60,99,843</b>

## General Provident Fund Account (GPF) Receipts & Payments for the year 2023-24

Receipts	₹	₹	Payments	₹	₹
<b>Opening Balance</b>					
Fixed Deposits	2,35,78,00,000		Withdrawal & Settlement made to Subscribers		80,40,29,294
Cash at Bank	4,23,51,285	2,40,01,51,285	Loans recoverable		6,15,11,809
<b>Receipts</b>			<b>Closing Balance</b>		
Subscription from Employees		52,06,56,327			
Other receipts		8,03,61,991			
Loans repaid by Subscribers		6,14,80,463	Fixed Deposits	2,29,05,00,000	
Interest realised on FD / Securities		16,35,61,623	Cash at Bank	7,01,70,586	
<b>Total</b>		<b>3,22,62,11,689</b>	<b>Total</b>		<b>3,22,62,11,689</b>

## General Provident Fund Account (GPF)

### Income & Expenditure for the year 2023-24

<b>Expenditure</b>	<b>Rs.</b>	<b>Income</b>	<b>Rs.</b>
Excess of Inc. Over Exp.	67,59,65,213	Subscription & Loan Recovery	55,56,65,085
		Int. on Investments	8,06,38,137
		Other Receipts	3,96,61,991
<b>Total</b>	<b>67,59,65,213</b>	<b>Total</b>	<b>67,59,65,213</b>

## General Provident Fund Account (GPF)

Balance Sheet as on 31.03.2024

Liabilities	Rs.	Rs.	Assets	Rs.
General Provident Fund	2,00,84,46,372		Accrued Interest	11,88,34,156
<b>Add:</b>			TDS	2,62,11,730
Excess of Income Over Expenditure	67,59,65,213	2,68,44,11,585	Receivable from Pension	1,48,06,060
			Loan recoverable	15,98,88,493
Payable to CHPT		-40,00,560	Investments in FD	2,29,05,00,000
			Cash at Bank	7,01,70,586
<b>Total</b>		<b>2,68,04,11,025</b>	<b>Total</b>	<b>2,68,04,11,025</b>





**PART - IV**  
**CHENNAI PORT AUTHORITY**

**ANNUAL ACCOUNTS**

**2023-24**

**BALANCE SHEET**  
**PROFIT AND LOSS ACCOUNT WITH**  
**SCHEDULES AND**  
**NOTES ON ACCOUNTS**



**CHENNAI PORT AUTHORITY**  
**ANNUAL ACCOUNTS 2023-24**  
**CONTENTS**

Sl. No.	Particulars	Schedule	Page No.
1	<b>Balance Sheet</b>		<b>129</b>
	<b>Liability</b>		
2	Capital Reserve	I	130
3	Revenue Reserves	II	130
4	Statutory Reserves	III	130
5	Loan	IV	131
6	Grant in Aid	V	131
	<b>Asset</b>		
7	Fixed Assets	VI	134
8	Investments	VII	131
9	Accrued Interest on Investments	VIII	131
10	Sundry Debtors	IX	131
11	Cash and Bank Balances	X	132
12	Loans & Advances	XI	132
13	Current Liabilities & Provisions	XII	132
14	<b>Profit and Loss Account</b>		
	<b>Income</b>		
15	Cargo Handling and Storage Charges	I	137
16	Port and Dock Charges (including Pilotage)	II	137
17	Railway Earnings	III	137
18	Estate Rentals	IV	137

**CHENNAI PORT AUTHORITY**  
**ANNUAL ACCOUNTS 2023-24**  
**CONTENTS**

Sl. No.	Particulars	Schedule	Page No.
	<b>Expenditure</b>		
19	Cargo Handling and Storage Charges	V	138
20	Port and Dock Facilities for Shipping	VI	138
21	Railway Workings	VII	138
22	Rentable Lands and Buildings	VIII	138
23	Management and General Admin.	IX	138
24	Finance and Miscellaneous Income	X	138 & 139
25	Finance and Miscellaneous Expenditure	XI	139
26	Expenditure Typewise		140-142
27	Capital Works Expenditure		143
	<b>Notes on Accounts</b>		
28	Significant Accounting Policies		147 & 148
29	Notes on Accounts		149-159
30	Audit Report and Action Taken Notes		162-178

# CHENNAI PORT AUTHORITY

## BALANCE SHEET AS ON 31.03.2024

(Amount in Rs.)

Sl. No.	Particulars	Sch. No.	As on 31.03.2024		As on 31.03.2023	
<b>I</b>	<b>SOURCES OF FUNDS</b>					
<b>1</b>	<b>RESERVES AND SURPLUS</b>					
	a. Capital Reserve	I	11,19,71,34,748		10,43,96,65,201	
	b. Revenue Reserves	II	6,98,08,49,086		6,47,83,65,943	
	c. Statutory Reserves	III	6,42,82,65,970	24,60,62,49,804	6,25,34,18,450	23,17,14,49,594
<b>2</b>	<b>LOAN FUNDS</b>					
	Loan from SBI for acquisition of KPL	IV		12,55,56,25,000		14,66,56,25,000
<b>3</b>	<b>GRANTS IN AID</b>	V		38,77,57,550		25,31,51,149
	<b>TOTAL</b>			<b>37,54,96,32,354</b>		<b>38,09,02,25,743</b>
<b>II</b>	<b>APPLICATION OF FUNDS</b>					
<b>1</b>	<b>FIXED / CAPITAL ASSETS</b>	VI				
	a. Gross Block		10,07,08,27,179		9,49,03,69,584	
	Less : Accumulated Depreciation		4,17,48,21,881		3,95,29,02,407	
	Net Block		5,89,60,05,298		5,53,74,67,177	
	b. Capital Work In Progress		1,12,63,07,570	7,02,23,12,868	94,92,95,619	6,48,67,62,796
<b>2</b>	<b>INVESTMENTS</b>	VII				
	a. Long term Investments		26,60,35,69,411		26,60,35,69,411	
	b. Short term Investments		-	26,60,35,69,411	-	26,60,35,69,411
<b>3</b>	<b>CURRENT ASSETS, LOANS &amp; ADVANCES</b>					
	a. Current Assets					
	(i) Interest Accrued on Invest.	VIII	29,10,72,562		28,35,78,851	
	(ii) Inventories		11,31,46,565		8,62,52,522	
	Less: Provision for Obsolete stock		1,98,48,634		1,98,48,634	
			9,32,97,931		6,64,03,888	
	(iii) Sundry Debtors	IX	3,86,18,53,550		2,72,19,64,379	
	(iv) Cash and Bank Balances	X	8,26,87,10,666		8,78,31,57,394	
	b. Loans and Advances	XI	2,45,09,19,040		2,80,54,24,317	
	<b>SUB TOTAL</b>		<b>14,96,58,53,749</b>		<b>14,66,05,28,829</b>	
	Less : Current Liabilities and Prov.	XII	11,40,42,71,804		9,69,93,92,628	
	<b>NET CURRENT ASSETS</b>			3,56,15,81,945		4,96,11,36,200
<b>4</b>	Miscellaneous Expenditure (to the extent not written off)			36,21,68,130		3,87,57,336
	<b>TOTAL</b>			<b>37,54,96,32,354</b>		<b>38,09,02,25,743</b>

Sd/-  
**Malla Srinivasa Rao**  
Financial Adviser & Chief Accounts Officer  
Chennai Port Authority

Sd/-  
**Sunil Paliwal**  
Chairperson  
Chennai Port Authority

Place: Chennai.  
Date: 22.05.2024

## CHENNAI PORT AUTHORITY SCHEDULES TO BALANCE SHEET

(Amount in Rs.)

Sch. No.	Particulars	As on 31.3.2024	As on 31.3.2023
<b>I</b>	<b>Liability Schedules</b>		
	<b>Capital Reserve</b>		
	Opening Balance	10,43,96,65,202	10,66,34,69,494
	Add : Transferred from General Reserve	75,74,69,546	-22,38,04,292
	<b>Closing Balance</b>	<b>11,19,71,34,748</b>	<b>10,43,96,65,202</b>
<b>II</b>	<b>Revenue Reserve</b>		
	<b>General Reserve Fund</b>	3,50,00,90,113	1,99,76,98,561
	Add: Contribution from Revenue A/c	78,12,00,000	27,61,00,000
	Add: Net Profit carried forward from P&L A/c	19,60,10,529	1,00,24,87,260
	Less: Amount transferred to Capital Reserve	75,74,69,546	22,38,04,292
	<b>Closing Balance (A)</b>	<b>3,71,98,31,096</b>	<b>3,50,00,90,113</b>
	<b>General Insurance Fund</b>		
	Opening Balance	1,93,05,38,648	1,81,62,43,906
	Add : Contribution from Revenue A/c	1,00,00,000	1,00,00,000
	Interest on Investment	13,83,55,340	10,42,94,742
	Less : Expenditure during the year	-	-
	<b>Closing Balance (B)</b>	<b>2,07,88,93,988</b>	<b>1,93,05,38,648</b>
	<b>Family Security Fund</b>		
	Opening Balance	27,49,64,208	26,03,04,535
	Add : Contribution from Revenue A/c	15,00,000	15,00,000
	Interest on Investment	1,75,97,635	1,47,80,160
	Subscription from Employees	5,70,592	9,56,861
	Less : Expenditure during the year	21,61,966	25,77,348
	<b>Closing Balance (C)</b>	<b>29,24,70,469</b>	<b>27,49,64,208</b>
	<b>ChPT Employees L.I.W. Compen. Fund</b>		
	Opening Balance	4,27,49,565	4,02,73,598
	Add : Contribution from Revenue A/c	12,198	15,038
	Interest on Investment	31,83,067	24,60,929
	Subscription from Employees	61,362	-
	<b>Closing Balance (D)</b>	<b>4,60,06,192</b>	<b>4,27,49,565</b>
<b>Employees Welfare Fund</b>			
Opening Balance	1,35,35,392	1,19,07,098	
Add : Contribution from Revenue A/c	15,00,000	15,00,000	
Interest on Investment	5,25,859	4,82,294	
Less : Expenditure during the year	4,41,141	3,54,000	
<b>Closing Balance (E)</b>	<b>1,51,20,110</b>	<b>1,35,35,392</b>	
<b>Leave Encashment Fund</b>			
Opening Balance	71,64,88,017	78,32,07,230	
Add : Contribution from Revenue A/c	35,00,00,000	22,00,00,000	
Interest on Investment	4,83,20,917	5,11,40,024	
Misc. Receipt	31,35,966	1,25,21,119	
Less : Expenditure during the year	28,94,17,669	35,03,80,356	
<b>Closing Balance (F)</b>	<b>82,85,27,231</b>	<b>71,64,88,017</b>	
<b>Total Closing Balance (A to F)</b>	<b>6,98,08,49,086</b>	<b>6,47,83,65,943</b>	
<b>III</b>	<b>Statutory Reserves</b>		
	Reserve for Replacement, Rehabilitation and modernisation of Capital Assets	3,04,33,94,907	2,90,73,94,907
	ADD: Appropriation to P&L A/c	8,74,23,760	13,60,00,000
	<b>Sub Total (A)</b>	<b>3,13,08,18,667</b>	<b>3,04,33,94,907</b>
	Reserve for Development, Repayment of Loans & Contingencies	3,21,00,23,543	3,07,40,23,543
	ADD: Appropriation to P&L A/c	8,74,23,760	13,60,00,000
<b>Sub Total (B)</b>	<b>3,29,74,47,303</b>	<b>3,21,00,23,543</b>	
<b>Total (A + B)</b>	<b>6,42,82,65,970</b>	<b>6,25,34,18,450</b>	

## CHENNAI PORT AUTHORITY SCHEDULES TO BALANCE SHEET

(Amount in Rs.)

Sch. No.	Particulars	As on 31.3.2024	As on 31.3.2023
<b>IV</b>	<b>Loan from SBI for acquisition of KPL</b>		
	Original amount of Loan	17,75,00,00,000	17,75,00,00,000
	Less : Loan repaid upto previous year	3,08,43,75,000	1,73,25,00,000
	Less : Amount repaid during the year	2,11,00,00,000	1,35,18,75,000
	<b>Loan Outstanding</b>	<b>12,55,56,25,000</b>	<b>14,66,56,25,000</b>
<b>V</b>	<b>Grants in Aid</b>		
	Opening Balance	25,31,51,149	44,30,00,000
	Add: Grant received during the year	12,70,31,295	-
	Add: Interest received during the year	75,75,106	81,51,149
	Less: Amount cap. / adjusted during the year	-	19,80,00,000
	<b>Closing Balance</b>	<b>38,77,57,550</b>	<b>25,31,51,149</b>
	<b>Asset Schedules</b>		
<b>VI</b>	<b>Fixed Assets - Pg no. 6</b>		
<b>VII</b>	<b>Investments</b>		
	<b>Long-term Investments - Equity Shares held in Public Limited Companies</b>		
	(i) <b>Kamarajar Port Ltd</b> (erstwhile Ennore Port Ltd.) (10,00,00,000 shares @ Rs.10/- each.)	1,00,00,00,000	1,00,00,00,000
	(ii) <b>Kamarajar Port Ltd</b> (erstwhile Ennore Port Ltd.) (20,00,00,000 shares @ Rs. 119.15/- each.)	23,83,00,00,000	23,83,00,00,000
	(iii) <b>Sethusamudram Corporation Ltd.</b> (3,00,00,000 shares @ Rs.10/- each)	30,00,00,000	30,00,00,000
	(iv) <b>Chennai Ennore Port Road Co. Ltd.</b> (13,98,00,000 shares @ Rs.10/- each) (Out of the above, Rs.2.80 crores value of shares certificates received without stamp duty paid endorsement & hence the same was returned for making endorsement)	1,39,80,00,000	1,39,80,00,000
	(v) <b>Indian Port Rail Corporation Ltd.</b> (72,00,000 shares @ Rs.10/- each)	7,20,00,000	7,20,00,000
	(vi) <b>KanyaKumari Port Limited</b> (10,000 Shares @ Rs.10/- each)	1,00,000	1,00,000
	(vii) <b>Dredging Corporation of India</b> (Totally 10,000 Shares- 4674 @ Rs.334.50 each and 5326 @ Rs.333.43 each approx.)	33,39,311	33,39,311
	(viii) <b>Chennai MMLP Pvt Ltd.</b> (13010 Equity Shares at Rs.10/- each)	1,30,100	1,30,100
	<b>Total</b>	<b>26,60,35,69,411</b>	<b>26,60,35,69,411</b>
<b>VIII</b>	<b>Accrued Int. on Investments</b>		
	General Fund- Revenue	18,07,03,719	17,87,76,489
	ChPT Employees L.I.W. Compen. Fund	15,46,196	13,51,625
	Family Security Fund	1,15,40,663	1,29,01,434
	Leave Encashment Fund	2,38,23,107	2,38,23,107
	General Insurance Fund	7,20,71,510	6,56,76,405
	Employees Welfare Fund	13,87,367	10,49,791
	<b>Total</b>	<b>29,10,72,562</b>	<b>28,35,78,851</b>
<b>IX</b>	<b>Sundry Debtors</b>		
	Government Dues		
	Less than 6 months	4,11,75,516	12,98,35,515
	More than 6 months	71,02,70,161	45,61,99,445
	TDS refund from Income Tax Dept	2,30,40,63,386	1,43,33,42,993
	<b>Sub Total (A)</b>	<b>3,05,55,09,063</b>	<b>2,01,93,77,953</b>
	Non Government Dues		
	Less than 6 months	41,00,987	20,54,93,300
	More than 6 months	80,22,43,500	49,70,93,126
	<b>Sub Total (B)</b>	<b>80,63,44,487</b>	<b>70,25,86,426</b>
	<b>Grand Total (A+B)</b>	<b>3,86,18,53,550</b>	<b>2,72,19,64,379</b>

## CHENNAI PORT AUTHORITY SCHEDULES TO BALANCE SHEET

(Amount in Rs.)

Sch. No.	Particulars	As on 31.3.2024	As on 31.3.2023
<b>X</b>	<b>Cash &amp; Bank Balances</b>		
	<b>Fixed Deposits with Banks</b>		
	General Reserve Fund	3,84,83,59,205	4,41,60,95,787
	Leave Encashment Fund	56,36,73,659	52,58,52,742
	Other Funds	2,34,32,49,953	2,18,37,49,953
	<b>Sub Total (A)</b>	<b>6,75,52,82,817</b>	<b>7,12,56,98,482</b>
	<b>Short Term Deposit with Banks</b>		
	General Fund Revenue	69,60,68,268	79,95,82,268
	Fishing Harbour - Grant	14,27,26,259	13,56,71,443
	<b>Sub Total (B)</b>	<b>83,87,94,527</b>	<b>93,52,53,711</b>
	<b>Balances with Banks</b>		
	General Fund - Revenue	62,22,22,264	53,83,98,162
	Leave Encashment Fund	93,03,413	13,45,95,401
	Other Funds	4,31,07,645	4,92,11,638
	<b>Sub Total (C)</b>	<b>67,46,33,322</b>	<b>72,22,05,201</b>
	<b>Grand Total (A+B+C)</b>	<b>8,26,87,10,666</b>	<b>8,78,31,57,394</b>
<b>XI</b>	<b>Loans &amp; Advances</b>		
	Term Loan to Kamarajar Port Ltd.	1,59,03,74,989	1,82,04,99,985
	Advances, Deposits & Other receivables	86,05,44,051	98,49,24,332
	<b>Total</b>	<b>2,45,09,19,040</b>	<b>2,80,54,24,317</b>
<b>XII</b>	<b>Current Liabilities &amp; Provisions</b>		
	<b>A. Current Liabilities</b>		
	General Provident Fund	11,68,04,276	16,53,80,390
	Creditors for Stores	1,31,54,57,979	1,20,67,22,015
	Provision for Expenses	2,016	2,016
	Demurrage Payable to Railways	16,56,70,112	7,38,43,306
	Statutory Payments	1,05,53,08,183	25,25,39,382
	Misc. Creditors, Grant from Tsunami Rehabi.	67,35,52,038	66,59,90,236
	Deposit from Merchants, Cont. & Others	7,01,35,64,040	6,57,18,77,868
	Interest on Loan from SBI	9,25,66,632	10,52,25,571
	Corporate Social Responsibility (CSR)	1,05,07,455	64,255
	<b>Sub Total- A</b>	<b>10,44,34,32,731</b>	<b>9,04,16,45,039</b>
	<b>B. Provisions</b>		
	Employees Related Benefits	60,50,39,242	22,92,00,470
	Other Provisions	35,57,99,831	42,85,47,119
	<b>Sub Total- B</b>	<b>96,08,39,073</b>	<b>65,77,47,589</b>
	<b>Grand Total (A+B)</b>	<b>11,40,42,71,804</b>	<b>9,69,93,92,628</b>

Sd/-

**Malla Srinivasa Rao**

**Financial Adviser & Chief Accounts Officer  
Chennai Port Authority**

Sd/-

**Sunil Paliwal**

**Chairperson  
Chennai Port Authority**

**Place: Chennai.**

**Date:22.05.2024**

## CHENNAI PORT AUTHORITY SCHEDULES TO BALANCE SHEET

### SCHEDULE-V - Capital Grant

(Additional details for Schemes under Progress)

(Amount in Rs.)

Name of the Work	Grant-in-aid received					Expenses Incurred					Bal. to be incurred /regularised 31.03.2024		
	2019-20	2020-21	2021-22	2022-23	2023-24	Total	2019-20	2020-21	2021-22	2022-23		2023-24	Total
Modernization and up-gradation of Chennai Fishing Harbour			24,50,00,000			24,50,00,000				11,80,00,000		11,80,00,000	12,70,00,000
ADD: Interest earned during FY 2022-23				81,51,149		81,51,149						-	81,51,149
Interest earned during FY 2023-24					75,75,106	75,75,106						-	75,75,106
Buffer Parking Yard						12,70,31,295				96,81,328	34,41,74,431	35,38,55,759	-22,68,24,464
<b>Total</b>	-	-	24,50,00,000	81,51,149	13,46,06,401	38,77,57,550	-	-	-	12,76,81,328	34,41,74,431	47,18,55,759	-8,40,98,209

Note: Excess expenditure incurred from Internal Resources against grant.

sd/-  
**Malla Srinivasa Rao**  
Financial Adviser & Chief Accounts Officer  
Chennai Port Authority

sd/-  
**Sunil Paliwal**  
Chairperson  
Chennai Port Authority

Place: Chennai.  
Date: 22.05.2024

## CHENNAI PORT AUTHORITY SCHEDULES TO BALANCE SHEET

### SCHEDULE-VI - FIXED ASSETS

(Amount in Rs.)

Sl. No.	Particulars	GROSS BLOCK						DEPRECIATION & AMORTIZATION				NET BLOCK	
		Opening Balance as on 01.04.2023	Additions/transfer during the year	Deletions during the year	Closing Balance as on 31.03.2024 (2+3-4)	Opening Balance as on 01.04.2023	Deletion	Adjustment	Provided during the year	Closing Balance as on 31.03.2024 (6-7-8+9)	As on 31.03.2024 (5) - (10)	As on 31.03.2023 (2) - (6)	
	1	2	3	4	5	6	7	8	9	10	11	12	
1	Land (a) - Free hold Land [21100000] (b) - Lease hold Land [21100001]	27,49,27,906 1,00,91,48,961		1,02,40,000	27,49,27,906	11,21,27,664			1,01,93,141	12,23,20,805	27,49,27,906	27,49,27,906	
2	Capital Dredging [21100002]	1,14,96,27,629		25,16,212	1,14,71,11,617	15,74,96,263			1,98,82,565	17,73,76,829	96,37,32,798	96,37,32,798	
3	Buildings, Sheds & Other Structures [21100003]	1,15,35,04,499	952,48,305	2,55,684	1,24,84,97,120	52,84,70,440	2,14,777		2,88,80,197	55,71,35,860	69,13,61,260	62,50,34,059	
4	Wharves, Roads & Boundaries [21100004]	63,20,23,171	1,00,78,094	6,37,843	64,14,63,422	26,07,73,253	1,08,434		1,87,62,459	27,94,27,278	36,20,36,143	37,12,49,918	
5	Floating Crafts [21100005]	3,21,05,449	5,60,41,751	2,79,959	3,21,05,449	1,95,52,374			16,01,421	2,11,53,795	1,09,51,654	1,25,53,075	
6	Railway and Rolling Stock [21100006]	52,23,44,947			57,83,86,698	25,61,19,842			71,89,944	26,33,09,786	31,50,76,911	26,62,25,105	
7	Docks, Seawalls, Piers & Navigational Aids [21100007]	2,22,83,91,830	3,04,47,700	2,79,959	2,25,88,39,530	86,61,02,508			4,60,60,758	91,21,63,266	1,34,66,76,264	1,36,22,89,322	
8	Cranes & Vehicles [21100008]	2,11,57,062	1,14,88,072	2,79,959	3,23,65,176	1,93,86,030			11,85,067	2,02,91,138	1,20,74,038	17,71,032	
9	Plant & Machinery (a) Semi Mechanised Coal [21100009] Handling System (b) Others [21100010]	47,41,33,963	33,28,09,423		80,69,43,386	38,06,73,086			4,16,39,289	42,23,12,375	38,46,31,010	9,34,60,877	
10	Installation for Water, Electricity, Telecom Systems & Fire Fighting [21100011]	39,24,06,393	5,91,48,658	8,73,460	45,06,81,591	26,19,16,651	8,73,456		1,24,31,303	27,34,74,498	17,72,07,092	13,04,89,742	
11	Oil Pipeline Installations [21100012]	54,38,42,202			54,38,42,202	32,54,22,297			2,04,09,740	34,58,32,036	19,80,10,166	21,84,19,905	
12	Ore Handling Facilities [21100013]	33,37,55,135			33,37,55,135	31,87,69,663			11,62,413	31,99,32,076	1,38,23,059	1,49,85,472	
13	Container Handling [21100014]	71,48,74,362			71,48,74,362	43,79,66,469			1,39,99,049	45,19,65,518	26,29,08,844	27,69,07,893	
14	Side Line [21100015]	81,25,876		1,250	81,24,626	81,25,868	1,248			81,24,620	6	8	
	<b>Total</b>	<b>9,49,03,69,585</b>	<b>59,52,62,002</b>	<b>1,48,04,408</b>	<b>10,07,08,27,179</b>	<b>3,95,29,02,409</b>	<b>14,77,873</b>	<b>0</b>	<b>22,33,97,346</b>	<b>4,17,48,21,881</b>	<b>5,89,60,05,298</b>	<b>5,53,74,67,176</b>	
15	Capital Work in Progress [21200000]	94,92,95,618	58,74,42,057	41,04,30,105	1,12,63,07,570						1,12,63,07,570	94,92,95,618	
	<b>Grand Total</b>	<b>10,43,96,65,203</b>	<b>1,18,27,04,059</b>	<b>42,52,34,512</b>	<b>11,19,71,34,749</b>	<b>3,95,29,02,409</b>	<b>14,77,873</b>	<b>0</b>	<b>22,33,97,346</b>	<b>4,17,48,21,881</b>	<b>7,02,23,12,868</b>	<b>6,48,67,62,794</b>	

\* Amount mentioned in Column No.6, 9 & 10 for item No.1(b) represents amortization

Sd/-

**Malla Srinivasa Rao**  
Financial Adviser & Chief Accounts Officer  
Chennai Port Authority

Place: Chennai.  
Date: 22.05.2024

Sd/-

**Sunil Paliwal**  
Chairperson  
Chennai Port Authority

**CHENNAI PORT AUTHORITY**  
**ANNUAL ACCOUNTS 2023-24**  
**SCHEDULE TO BALANCE SHEET AS AT 31-03-2024**

Chennai Port Authority  
Schedule - X - Cash and Bank balance as on 31.03.2024

(Amount in Rs.)

Sl. No	Name of the Bank	General Fund [Rev-J]	New Contributory Pension Scheme	Leave Encashment Fund	General Insurance Fund	Family Security Fund	Loss in Wages Compensation Fund	Welfare Fund	Deposit Fund	Railway Freight Advance	Total
1	2	3	5	6	7	8	9	10	11	12	[3 to 12]
<b>A</b>	<b>Fixed Deposits</b>										
	Bank of Baroda	19,11,00,000	-	-	26,88,00,000	10,08,00,000	-	-	-	-	56,07,00,000
	Canara Bank	87,12,00,000	-	-	1,53,88,00,000	19,92,00,000	1,69,00,000	29,00,000	-	-	2,62,90,00,000
	Indian Bank	36,00,00,000	-	-	8,98,00,000	-	-	51,50,000	-	-	45,49,50,000
	Indian Overseas Bank	-	-	-	9,23,00,000	-	-	-	-	-	9,23,00,000
	Punjab & Sind Bank	-	-	-	-	-	2,84,00,000	-	-	-	2,84,00,000
	State Bank of India	51,96,13,671	-	-	-	-	-	-	-	-	51,96,13,671
	Union Bank of India	38,14,00,000	-	-	-	-	-	-	-	-	38,14,00,000
	Investment with LIC (SF)	1,52,49,88,534	-	-	-	-	-	-	-	-	1,52,49,88,534
	Investment with LIC (LEF)	-	-	56,36,73,659	-	-	-	-	-	-	56,36,73,659
	Treasury	57,000	-	-	-	-	-	-	-	-	57,000
	Contractors & Others	-	-	-	-	-	-	-	1,99,953	-	1,99,953
	<b>Sub Total</b>	<b>3,84,83,59,205</b>	-	<b>56,36,73,659</b>	<b>1,98,97,00,000</b>	<b>30,00,00,000</b>	<b>4,53,00,000</b>	<b>80,50,000</b>	<b>1,99,953</b>	-	<b>6,75,52,82,817</b>
<b>B</b>	<b>Short Term Deposit with Banks</b>										
	State Bank of India - Revenue STDR	69,60,68,268	-	-	-	-	-	-	-	-	69,60,68,268
	State Bank of India - FH-STDR	14,27,26,259	-	-	-	-	-	-	-	-	14,27,26,259
<b>C</b>	<b>Current Account</b>										
	State Bank of India Rev.I	16,09,435	-	-	-	-	-	-	-	-	16,09,435
	State Bank of India Rev.II	21,97,95,620	-	-	-	-	-	-	-	-	21,97,95,620
	State Bank of India Cap.I	10,336	-	-	-	-	-	-	-	-	10,336
	State Bank of India Cap.II	9,968	-	-	-	-	-	-	-	-	9,968
	State Bank of India	-	-	-	-	-	-	-	77,65,111	1,51,39,002	2,29,04,113
	Indian Bank (EDI)	5,27,59,020	-	-	-	-	-	-	-	-	5,27,59,020
	SBI Loan Service A/c	10,74,17,130	-	-	-	-	-	-	-	-	10,74,17,130
	SBI (GST)	19,19,733	-	-	-	-	-	-	-	-	19,19,733
	SBI Demat A/c	10,035	-	-	-	-	-	-	-	-	10,035
	IDBI Bank - Collection control A/c.	21,359	-	-	-	-	-	-	-	-	21,359
	IDBI Bank Ltd - EDI	17,49,76,083	-	-	-	-	-	-	-	-	17,49,76,083
	SBI (FHMC)	-	-	-	-	-	-	-	-	-	0
	ICICI Bank - e collection A/c	5,45,36,313	-	-	-	-	-	-	-	-	5,45,36,313
	SBI EBS e-collection A/c	1,03,516	-	-	-	-	-	-	-	-	1,03,516
	<b>Sub Total</b>	<b>61,31,68,749</b>	-	-	-	-	-	-	<b>77,65,111</b>	<b>1,51,39,002</b>	<b>63,60,72,860</b>
<b>D</b>	<b>Savings Bank Account</b>										
	Canara Bank	-	-	-	-	-	2,77,722	-	-	-	2,77,722
	State Bank of India Rev.I	84,52,764	-	-	-	-	-	-	-	-	84,52,764
	State Bank of India Rev.II	45,805	-	-	-	-	-	-	-	-	45,805
	State Bank of India	-	1,02,77,055	93,03,413	31,72,863	12,72,397	-	52,03,495	-	-	2,92,29,223
	Union Bank of India (Harbour Entry Fees)	5,54,949	-	-	-	-	-	-	-	-	5,54,949
	<b>Sub Total</b>	<b>90,53,517</b>	<b>1,02,77,055</b>	<b>93,03,413</b>	<b>31,72,863</b>	<b>12,72,397</b>	<b>2,77,722</b>	<b>52,03,495</b>	-	-	<b>3,85,60,462</b>
<b>E</b>	<b>Cash on Hand</b>										
	<b>Total</b>	<b>5,30,93,75,998</b>	<b>1,02,77,055</b>	<b>57,29,77,072</b>	<b>1,99,28,72,863</b>	<b>30,12,72,397</b>	<b>4,55,77,722</b>	<b>1,32,53,495</b>	<b>79,65,064</b>	<b>1,51,39,002</b>	<b>8,26,87,10,666</b>

Sd/-  
**Malla Srinivasa Rao**  
Financial Adviser & Chief Accounts Officer  
Chennai Port Authority  
Place: Chennai.  
Date: 22.05.2024

Sd/-  
**Sunil Paliwal**  
Chairperson  
Chennai Port Authority

**CHENNAI PORT AUTHORITY**  
**PROFIT AND LOSS ACCOUNT FOR THE YEAR ENDED 31.03.2024**

(Amount in Rs.)

Particulars	Sch. No.	Year ended 31.03.2024	Year ended 31.03.2023
<b>Operating Income</b>			
Cargo Handling and Storage Charges	I	5,66,93,22,374	5,34,67,66,167
Port and Dock Charges	II	4,15,71,00,249	3,78,37,13,041
Railway Earnings	III	3,78,53,186	4,80,21,563
Estate Rentals	IV	65,24,03,253	50,92,07,354
<b>Total</b>		<b>10,51,66,79,062</b>	<b>9,68,77,08,125</b>
<b>Operating Expenditure</b>			
Cargo Handling and Storage Charges	V	1,23,87,20,212	1,14,26,36,944
Port and Dock Facilities for Shipping	VI	1,08,52,88,917	1,43,84,88,716
Railway Workings	VII	30,66,03,557	24,47,70,592
Rentable land & Building	VIII	13,68,14,221	7,08,65,399
Management and General Admn Expenses	IX	3,82,63,39,045	3,52,91,21,498
<b>Total</b>		<b>6,59,37,65,952</b>	<b>6,42,58,83,149</b>
<b>Operating Surplus</b>		<b>3,92,29,13,110</b>	<b>3,26,18,24,976</b>
<b>Add : Finance and Miscellaneous Income</b>	X	3,17,40,92,532	3,88,43,78,481
		7,09,70,05,642	7,14,62,03,457
<b>Less : Finance and Miscellaneous Expenditure</b>	XI	5,08,23,47,593	5,58,56,16,197
<b>Profit Before Tax</b>		<b>2,01,46,58,049</b>	<b>1,56,05,87,260</b>
<b>Less: Provision for Taxation</b>		85,26,00,000	-
<b>Profit After Tax</b>		<b>1,16,20,58,049</b>	<b>1,56,05,87,260</b>
Less: Amount transferred to Reserve for Replacement, Rehabilitation & Modernization of Capital Assets		8,74,23,760	13,60,00,000
Less: Amount transferred to Reserve for Development, Repayment of Loans & Contingencies		8,74,23,760	13,60,00,000
<b>Amount available for Appropriation</b>		<b>98,72,10,529</b>	<b>1,28,85,87,260</b>
<b>Less : Appropriations</b>			
Contribution to General Insurance Fund		1,00,00,000	1,00,00,000
Contribution to Capital Works (Capital-I & II)		78,12,00,000	27,61,00,000
<b>Total</b>		<b>79,12,00,000</b>	<b>28,61,00,000</b>
<b>Balance carried forward to General Reserve</b>		<b>19,60,10,529</b>	<b>1,00,24,87,260</b>

Sd/-  
**Malla Srinivasa Rao**  
Financial Adviser & Chief Accounts Officer  
Chennai Port Authority

Sd/-  
**Sunil Paliwal**  
Chairperson  
Chennai Port Authority

Place: Chennai.  
Date: 22.05.2024

**CHENNAI PORT AUTHORITY**  
**SCHEDULES TO PROFIT AND LOSS ACCOUNT**

(Amount in Rs.)

Sch. No.	Particulars	Year ended 31.03.2024	Year ended 31.03.2023
	<b>OPERATING INCOME</b>		
<b>I</b>	<b>Cargo Handling and Storage Charges</b>		
	Handling Charges on General Cargo	1,43,72,63,266	1,52,38,18,796
	Handling of POL Products	58,72,68,010	53,01,68,183
	Storage Fees	49,96,51,626	52,09,90,432
	Cranage	2,08,61,130	4,28,54,546
	Wharfage Charges on Containers	5,10,403	1 45,515
	Clearing & Forwarding Levy	-	31,12,985
	Stevedoring Charges	15,39,20,798	19,87,22,713
	Demurrage on General Cargo	5,50,55,246	7,86,14,090
	Harbour Entry Fees	6,77,11,185	7,08,06,853
	Miscellaneous Income	2,49,67,108	2,35,11,338
	<b>Sub Total (A)</b>	<b>2,84,72,08,772</b>	<b>2,99,27,45,451</b>
	<b>Income from BOT Contracts</b>		
	Royalty from CCTPL	1,13,33,55,894	87,54,75,333
	Revenue share from CITPL	1,68,54,24,375	1,47,09,77,713
	Revenue share - Global Port Solutions (MHC)	-	42,34,336
	Amortisation of Upfront Premium - CITPL	33,33,333	33,33,333
	<b>Sub Total (B)</b>	<b>2,82,21,13,602</b>	<b>2,35,40,20,716</b>
	<b>Total ( A + B )</b>	<b>5,66,93,22,374</b>	<b>5,34,67,66,167</b>
<b>II</b>	<b>Port and Dock Charges</b>		
	Port Dues	87,27,85,014	79,38,58,431
	Pilotage and Towage	2,37,40,51,544	2,12,86,53,263
	Berth Hire Charges	77,38,80,390	71,75,56,948
	Miscellaneous Income	13,63,83,301	14,36,44,399
	<b>Total</b>	<b>4,15,71,00,249</b>	<b>3,78,37,13,041</b>
<b>III</b>	<b>Railway Earnings</b>		
	Freight and Haulage charges	1,48,61,997	1,68,56,529
	Terminal Charges	2,10,01,745	2,72,77,134
	Miscellaneous Income	19,89,444	38,87,900
	<b>Total</b>	<b>3,78,53,186</b>	<b>4,80,21,563</b>
<b>IV</b>	<b>Estate Rentals</b>		
	Licence Fee from Quarters	39,66,625	37,89,741
	Rent from Quarters	1,62,87,564	2,00,92,627
	Rent from Office Accommodation	9,35,97,436	6,33,65,401
	Upfront Premium from office accommodation	6,16,27,586	6,14,12,544
	Lease rent - CCTPL	7,15,968	7,05,861
	Lease Rent, Way Leave Charges - CITPL	12,62,40,949	12,02,58,659
	Electricity and Water Charges	33,1 5,41,073	22,18,48,274
	Miscellaneous Income	1,84,26,052	1,77,34,247
	<b>Total</b>	<b>65,24,03,253</b>	<b>50,92,07,354</b>

## CHENNAI PORT AUTHORITY SCHEDULES TO PROFIT AND LOSS ACCOUNT

(Amount in Rs )

Sch. No.	Particulars	Year ended 31.03.2024	Year ended 31.03.2023
	<b>OPERATING EXPENDITURE</b>		
<b>V</b>	<b>Cargo Handling and Storage Charges</b>		
	Handling and Storage of General Cargo	59,38,29,965	66,73,27,568
	Handling of POL Products	8,05,05,149	10,76,40,564
	Warehousing	15,27,96,195	8,69,64,559
	Administration and General Expenses	35,02,84,301	24,30,33,258
	Depreciation	6,13,04,602	3,76,70,995
	<b>Total</b>	<b>1,23,87,20,212</b>	<b>1,14,26,36,944</b>
<b>VI</b>	<b>Port and Dock Facilities for Shipping</b>		
	Towage, Berthing and Mooring	1,64,52,605	3,82,25,590
	Pollution Control	1,14,34,634	29,87,454
	Pilotage	22,74,09,113	21,52,04,853
	Fire Fighting	12,88,92,807	12,00,11,779
	Dredging and Marine Survey	-	38,95,15,122
	Op & Maint. of Navigational Aids	64,05,98,888	61,17,57,978
	Depreciation	6,05,00,870	6,07,85,939
	<b>Total</b>	<b>1,08,52,88,917</b>	<b>1,43,84,88,716</b>
<b>VII</b>	<b>Railway Workings</b>		
	Op & Maint. of Locomotives, Wagons, etc.	7,10,23,987	4,16,13,393
	Maint. of Permanent way, Signal and Interlocking Facilities	3,10,12,242	60,54,120
	Op & Maint. and Admn. & General Exp. of station, yards, Sidings	19,82,05,173	19,07,40,924
	Depreciation	63,62,155	63,62,155
	<b>Total</b>	<b>30,66,03,557</b>	<b>24,47,70,592</b>
<b>VIII</b>	<b>Rentable Land &amp; Building</b>		
	Estate Maint. Admn. and Gen. Expenses	12,30,58,145	5,71,09,041
	Depreciation	1,37,56,076	1,37,56,358
	<b>Total</b>	<b>13,68,14,221</b>	<b>7,08,65,399</b>
<b>IX</b>	<b>Management and General Administration Exp</b>		
	Management and Secretarial	66,23,50,980	58,46,10,687
	Accounting and Auditing	41,78,25,314	30,05,52,103
	Property Tax	5,64,42,753	2,94,87,965
	Legal related Expenses	1,17,86,202	91,90,523
	Labour and Welfare Charges	5,10,58,755	3,17,85,147
	Medical related Expenses	67,67,13,046	57,35,41,507
	Storekeeping	13,16,99,275	14,64,36,653
	Telephone Expenses	9,20,831	10,81,993
	Engineering and Workshop Overheads	1,73,60,68,245	1,79,45,18,305
	Depreciation	8,14,73,644	5,79,16,615
	<b>Total</b>	<b>3,82,63,39,045</b>	<b>3,52,91,21,498</b>
<b>X</b>	<b>Finance and Miscellaneous Income</b>		
	<b>Interest &amp; Dividend</b>		
	Interest of Fixed Deposits - General Fund	38,09,22,163	28,93,46,722
	Interest on Loan to KPL	16,04,18,537	16,79,70,266
	Interest on I.T. Refund	-	1,23,00,055
	Interest on Advances to Employees	18,48,821	31,82,926
	Dividend from Equity Shares in KPL	2,40,00,00,000	2,70,00,00,000
	<b>Sub Total (A)</b>	<b>2,94,31,89,521</b>	<b>3,17,27,99,969</b>

## CHENNAI PORT AUTHORITY SCHEDULES TO PROFIT AND LOSS ACCOUNT

(Amount in Rs )

Sch. No.	Particulars	Year ended 31.03.2024	Year ended 31.03.2023
<b>X</b>	<b>Finance and Miscellaneous Income (Contd.)</b>		
	<b>Other Non-operating &amp; Misc Income</b>		
	Profit on Sale of Capital Asset	1,83,340	1 10,998
	Sale of Unserviceable Goods	3,73,51,525	5,90,99,426
	Revenue Grant from MEA - Feasibility Study	-	,27,84,800
	Penalties	4,56,14,710	15,95,94,124
	Miscellaneous Receipts	10,32,99,233	8,13,40,832
	Items relating to previous year	4,44,54,203	5,31,97,584
	Duty Credit Scrips	-	35,54,50,749
	<b>Sub Total (B)</b>	<b>23,09,03,011</b>	<b>71,15,78,512</b>
	<b>Total (A + B)</b>	<b>3,17,40,92,532</b>	<b>3,88,43,78,481</b>
<b>XI</b>	<b>Finance and Miscellaneous Expenditure</b>		
	<b>Contribution &amp; Expenditure towards Retirement Benefits</b>		
	Contribution to Pension Fund	84,00,00,000	82,25,00,000
	Contribution to Gratuity Fund	45,00,00,000	17,20,00,000
	Contribution to New Pension Scheme	2,67,67,094	2,61,46,174
	Superannuation Pension - Retired Prior to 14.11.2002	1,07,78,18,394	1,46,06,01,034
	Family Pension - Retired Prior to 14.11.2002	95,47,18,273	98,89,94,462
	<b>Sub Total (A)</b>	<b>3,34,93,03,761</b>	<b>3,47,02,41,670</b>
	<b>Contribution to Other Funds</b>		
	Contribution to Leave Encashment Fund	35,00,00,000	22,00,00,000
	Contribution to Welfare Fund	15,00,000	15,00,000
	Contribution to Family Security Fund	15,00,000	15,00,000
	Contribution to Loss in Wages Compensation Fund	12,198	15,038
	<b>Sub Total (B)</b>	<b>35,30,12,198</b>	<b>22,30,15,038</b>
	<b>Deferred Revenue Expenditure</b>		
	One time settlement to SC WWC Emp.	5,20,212	12,33,12,589
	<b>Sub Total (C)</b>	<b>5,20,212</b>	<b>12,33,12,589</b>
	<b>Other Finance &amp; Miscellaneous Expenditure</b>		
	Bank Charges, Brokerage & Commission	9,72,969	32,80,439
	Interest on Loan from SBI	1,18,29,89,098	1,21,94,58,418
	Amortization of upfront fee paid on Term Loan	31,46,665	31,46,665
	Loss on disposal of Capital Assets	40,908	1,28,34,111
	Stores Adjustments	-	5,25,48,168
	Prior Period Exp. - Others	19,23,61,782	47,77,79,098
	<b>Sub Total (D)</b>	<b>1,37,95,11,422</b>	<b>1,76,90,46,900</b>
	<b>Total (A to D)</b>	<b>5,08,23,47,593</b>	<b>5,58,56,16,197</b>

Sd/-  
**Malla Srinivasa Rao**  
Financial Adviser & Chief Accounts Officer  
Chennai Port Authority

Sd/-  
**Sunil Paliwal**  
Chairperson  
Chennai Port Authority

Place: Chennai.  
Date: 22.05.2024

## CHENNAI PORT AUTHORITY TYPE WISE EXPENDITURE

(Amount in Rs.)

Type Code	Particulars	Year ended 31.03.2024	Year ended 31.03.2023
<b>A</b>	<b>Salaries and Wages</b>		
41100000	Salaries & Wages	4,06,62,42,139	3,94,50,68,030
	<b>Sub Total (1)</b>	<b>4,06,62,42,139</b>	<b>3,94,50,68,030</b>
41100013	Overtime	1,30,87,861	98,06,945
41100015	Holiday Wages	2,37,26,387	14,86,614
41100016	Rest Day Wages	1,85,86,716	3,57,93,395
	<b>Sub Total (2)</b>	<b>5,54,00,964</b>	<b>4,70,86,954</b>
41100011	Incentive	1,97,27,227	1,66,24,578
	<b>Sub Total (3)</b>	<b>1,97,27,227</b>	<b>1,66,24,578</b>
41100025	Cafeteria Allowance	7,21,41,385	6,98,95,065
41100031	Children Education Allowance	2,00,20,000	2,14,49,500
41100037	PLR / Bonus / Exgratia	5,50,00,000	5,50,00,000
	<b>Sub Total (4)</b>	<b>14,71,61,385</b>	<b>14,63,44,565</b>
	<b>Total (A)</b>	<b>4,28,85,31,715</b>	<b>4,15,51,24,127</b>
<b>B</b>	<b>Stores Expenses</b>		
41200000	Stores - General Consumption	75,80,260	37,74,782
41200001	Stores - Oper. Consumption	3,07,11,127	1,67,99,262
41200002	Stores - Fuel Consumption	17,32,92,136	20,07,88,638
	<b>Total (B)</b>	<b>21,15,83,523</b>	<b>22,13,62,682</b>
<b>C</b>	<b>Operation &amp; Maintenance Expenses</b>		
41300000	Hire Charges - Vehicles	3,38,09,144	2,77,08,581
41300001	Hire of Tugs & Floating Crafts	25,80,64,227	23,58,65,446
41300002	Damages & Deficiencies	1,37,250	3,00,000
41300003	Separation Amt - CCTPL	34,54,666	75,47,444
41300004	Water Charges	2,81,46,688	2,56,54,355
41300005	Electricity Charges	29,33,69,294	26,61,45,111
41300006	Pollution Control	8,70,342	24,91,525
41300007	Police Security (otherthan CISF)	42,49,066	11,48,667
41300008	Honorarium	2,18,33,117	1,62,67,114
41300009	Gas Expenses	1,96,374	2,21,262
41300010	Hire of Man Power	1,88,27,035	84,19,241
41300012	Repairs and Maintenance	14,96,00,066	7,70,53,015
41300013	Annual Lease Charges	2,00,00,000	2,00,00,000
41300014	Disaster Management Program	8,475	19,800
41300015	Testing & Certifying Fees	1,03,360	1,08,453

## CHENNAI PORT AUTHORITY TYPE WISE EXPENDITURE

(Amount in Rs.)

Type Code	Particulars	Year ended 31.03.2024	Year ended 31.03.2023
41300016	Insurance - Port Properties	2,91,50,456	2,32,18,855
41300018	Maintenance Dredging	-	38,87,15,122
41300019	Research Development	27,94,550	-
41300020	Cont to Elevated Corridor as deferred Rev	3,63,41,964	-
41300021	ESI - Port Contribution	14,365	97,141
41300022	Spillage Handling Expenses		
41300023	Dry Docking Expenses	-	70,50,000
	<b>Sub Total (1)</b>	<b>90,09,70,439</b>	<b>1,10,80,31,130</b>
	<b>Swach Bharat Abhiyan</b>		
41310000	Cleaning Wharf	3,08,918	6,46,315
41310001	Cleaning & Repair of Sheds	20,000	21,94,572
41310004	Cleaning & Repair of Port Roads	84,46,889	15,42,885
41310009	Modernisation toilet complex in open area	42,24,292	8,71,001
41310012	Painting office building and residences	76,92,949	1,71,01,409
41310014	Cleaning & Repair of drainages & storm water system	16,27,464	5,11,691
	<b>Sub Total (2)</b>	<b>2,23,20,512</b>	<b>2,28 67,872</b>
	<b>Green Port Initiative</b>		
41320000	Environmental Parameter Study	21,71,892	20,05,007
41320001	Plantation in open areas avenues and corners	53,72,699	32,05,761
	<b>Sub Total (3)</b>	<b>75,44,591</b>	<b>52,10,768</b>
	<b>Total (C)</b>	<b>93,08,35,542</b>	<b>1,13,61,09,771</b>
<b>D</b>	<b>Office &amp; General Administration Expenses</b>		
41400000	Postage & Courier Charges	3,37,629	3,34,522
41400001	Tour & Travel Expenses	24,11,280	18,15,555
41400002	TA / Airfare Payment	40,85,868	16,39,994
41400005	Miscellaneous Expenses	1,22,69,960	52,20,489
41400006	External Trainings	24,19,459	24,67,427
41400009	Entertainment Expenses	2,16,821	1,07,388
41400010	Legal Expenses	51,56,239	68,79,015
41400011	Printing and Stationeries	15,42,112	6,82,237
41400012	Telephone Expenses	9,20,831	10,81,993
41400013	Honorarium - Enquiry Officer	1,12,250	6,06,550
41400014	Internal Training	2,08,296	4,07,899
41400016	Business Promotion Expenses	1,20,29,945	6,77,482
41400017	Cont - Chennai Port Trust School	3,72,56,481	2,80,70,736
41400018	Grant to Canteen	2,05,421	1,92,392
41400019	Grant Sports Council	34,87,000	18,50,000
41400020	Hindi Exam / Celebration	2,31,700	4,53,855
41400021	Arbitration Fees	4,33,197	14,75,683
41400022	Professional Consultancy Fees	1,21,38,138	69,68,370
41400023	Advertisement Expenses	33,68,955	18,48,305
41400024	AMC - Off Equip/Comp	7,94,98,624	5,61,28,479
41400025	Subscriptions for books and periodicals	11,57,283	2,00,252

## CHENNAI PORT AUTHORITY TYPE WISE EXPENDITURE

(Amount in Rs.)

Type Code	Particulars	Year ended 31.03.2024	Year ended 31.03.2023
41400026	Audit Fees for C & AG	35,00,000	35,00,000
41400027	Rates & Taxes	5,64,42,753	2,94,87,965
41400029	Donation & Contribution	1,28,36,897	1,07,90,517
41400030	Licence Fees	7,200	9,600
41400031	Audit Fees otherthan C & AG	27,34,999	17,65,554
41400033	EPF Employer Share	7,26,312	6,20,136
41400034	EPF Admin service charges	17,400	14,850
41400035	EPF EDLI	30,263	25,839
41400036	Publicity Expenses	24,23,686	1,76,769
41400037	Exhibition Expenses	16,37,976	32,427
41400038	Board Meeting Expenses	8,52,040	1,11,199
41400039	Expenses on visit of VIPs/VVIPS	99,20,578	50,55,484
41400040	Independence / Republic Day	2,80,606	6,24,420
41400041	Other Official Celebrations	1,99,400	-
41400042	Purchase of Furniture, office equipment	14,38,578	8,98,372
41400043	Purchase of Computers / Printers	3,99,499	16,20,000
41400046	Computer Peripherals	90,002	37,815
41400047	General LTC	37,50,369	43,19,872
41400048	Expenditure on Vigilance Awareness Week	6,80,618	-
41400049	Contribution to CSR Fund	3,12,12,000	-
	<b>Total (D)</b>	<b>30,86,68,665</b>	<b>17,81,99,441</b>
<b>E</b>	<b>Security Expenses</b>		
41500001	Deployment cost of CISF	33,27,09,916	31,59,83,240
41500002	Arms & Ammunitions	43,04,583	4,44,851
41500003	Clothing & Equipments	15,34,703	14,64,578
	<b>Total (E)</b>	<b>33,85,49,202</b>	<b>31,78,92,669</b>
<b>F</b>	<b>Medical Expenses</b>		
41600000	Stores - Medical Consumption	3,42,11,415	4,49,40,572
41600002	Diet Expenses	19,83,286	10,38,650
41600001	Medical Reimbursement Employees	42,39,048	73,26,898
41600003	Medical Reimbursement Pensioners	59,13,555	1,36,71,975
41600009	Medical Reimbursement CISF	1,33,519	3,63,418
41600004	Referral Treatment Employees	9,39,53,935	5,76,03,111
41600005	Referral Treatment Pensioners	14,76,36,065	11,44,66,844
41600006	Referral Treatment CISF	41,29,134	12,90,930
	<b>Total (F)</b>	<b>29,21,99,957</b>	<b>24,07,02,398</b>
41700001 to 41700014	<b>Depreciation (G)</b>	22,33,97,346	17,64,92,062
	<b>Grand Total (A) to (G)</b>	<b>6,59,37,65,952</b>	<b>6,42,58,83,149</b>

Sd/-  
**Malla Srinivasa Rao**  
Financial Adviser & Chief Accounts Officer  
Chennai Port Authority

Sd/-  
**Sunil Paliwal**  
Chairperson  
Chennai Port Authority

Place: Chennai.  
Date: 22.05.2024

## CHENNAI PORT AUTHORITY Capital Works Expenditure

(Rs. in Cr.)

Sl. No.	Particulars	Year ended 31.03.2024	Year ended 31.03.2023
1	Budgetary Support	-	-
2	Internal Resources	78.12	27.61
	<b>Total</b>	<b>78.12</b>	<b>27.61</b>

Sd/-  
**Malla Srinivasa Rao**  
Financial Adviser & Chief Accounts Officer  
Chennai Port Authority

Sd/-  
**Sunil Paliwal**  
Chairperson  
Chennai Port Authority

Place: Chennai.  
Date: 22.05.2024







# **CHENNAI PORT AUTHORITY**

**ANNUAL ACCOUNTS  
2023-24**

**ACCOUNTING POLICIES  
AND  
NOTES ON ACCOUNTS**



**CHENNAI PORT AUTHORITY**  
**ANNUAL ACCOUNTS 2023-24**  
**SIGNIFICANT ACCOUNTING POLICIES AND**  
**NOTES ON ACCOUNTS**

**(A) ACCOUNTING POLICIES**

1. The Books are maintained under Mercantile System (accrual basis) of accounting as per Ministry's Letter No.PR-20021/2/98-PG dated 6th November 2002.
2. Income is recognized as and when services are rendered and no significant uncertainty exists regarding the amount of consideration that will be derived from rendering of the service.
3. Fixed Assets are exhibited at historical cost less depreciation.
4. Fixed Assets are excluded from the financial statements on disposal.
5. Fixed Assets under Construction are categorized as Capital Works in Progress.
6. Physical Verification of all Fixed Assets is carried out once in three years.
7. Payments/Contributions which are not considered as Investments in the form of Equity or Loan shall be amortized over a period of 10 years from the first year in which the contribution is made.
8. Depreciation is provided on Straight Line Method at the rates in accordance with the life of those assets as prescribed vide Notification No.PR-24021/28/98-PG dt.20.8.1998 issued by the Ministry of Surface Transport, Ports Wing, Government of India. As per the new Accounting Policy, the Depreciation is provided in proportion to the utility of the Asset, as indicated in the Accounting Policy. Wherever Government fixed life norms is not available for any particular asset, the life norm is adopted as prescribed by the concerned operating Departments.
9. Amount spent towards reclamation of land is treated as Capital Expenditure and no depreciation is charged.
10. Acquisition of Land on Long-term lease by paying amount on upfront basis is treated as Lease hold land and included as fixed assets under the category land. Amount spent towards acquisition of lease hold land is written off / amortized over the lease period.
11. Operating leases are considered as revenue in nature and accordingly the receipts and payments are accounted. However, onetime non-refundable upfront Premium received from lessees are apportioned over the period of lease.
12. Inventories are valued at weighted average cost. Non-stock items are charged to Revenue Account and the Stock items are only shown in the Balance Sheet as Stores and Inventory.
13. Stock items include items that were drawn from Main Stores for consumption/works, but not consumed as on 31st March and lying at work site/sub-stores.
14. The Long term Investments are stated at cost.
15. Investments consists of the following:
  - a. Equity Contribution in Govt./ PSU Companies
  - b. Inter-corporate loan to other Ports
  - c. Fixed Deposits in Nationalized Banks
  - d. Interest yielding investment with LIC.
16. Disputed claims are not accounted under Sundry Debtors but only disclosed in the Notes on Accounts. A claim of the Port towards its Income made on a Port User challenged in any legal forum by the Port User is considered as Disputed Claim.
17. Irrecoverable debtors/claims are treated as Bad Debts and written-off on approval of the competent authority.
18. Claims accounted as income, but subsequently considered to be ineligible for receipt are treated in the books of accounts as expenditure on approval of the competent authority.

19. Prior period income or expense which arises in the current period as a result of errors or omission in the preparation of Financial Statements of one or more prior periods are included under Finance and Miscellaneous Income or Expenditure respectively.
20. As per the Revised Accounting format approved by the C&AG, all the investments are disclosed in Schedule-VII, all the bank deposits and bank balances are shown in Schedule-X.
21. In respect of posts created and identifiable to a particular project, the related establishment costs are charged to the project. In respect of posts created and operated for multiple projects, then such establishment cost are apportioned taking the weighted average of the number of months and the number of projects for which the posts are operated during the particular Financial Year.
22. Administrative Overheads at the rate of 2% on Capital Expenditure is charged and capitalized in respect of works contracts involved in progressive monitoring and certification of running bills by ChPA Engineers, whether it is mechanical or civil contracts and not in respect of supply items.
23. In respect of employees retired before 14.11.2002, the Pension payments are charged to the Profit and Loss account. In all other cases, the Pension payment including arrears payment, if any, are met from the earnings of the Pension Fund. All Gratuity payments are met from Gratuity Fund.
24. Leave Encashment Fund has been constituted for meeting the encashment liability with effect from the Financial Year 2010-11. Necessary contribution is made to build the corpus of this Fund based on the actuarial valuation, subject to a minimum contribution to the extent of actual expenditure incurred during the previous year.
25. Exceptional / Non-Recurring revenue expenditure which are considered to provide benefits to the Port over a period of more than one year or which are considered to result in mitigation of future expenditure or any of the obligations of Port are treated as Deferred Revenue Expenditure and are written off over a period not exceeding 5 years.
26. Chennai Port Authority follows income approach in respect of revenue grants received by it from the Government of India and accordingly receipt of grants are treated as income to the extent of expenditure incurred towards the purposes for which the grant is received and the remaining amount is treated as liability.
27. (a) (i) Government grants relating to construction/acquisition of fixed assets are recognized in the financial statements when there is reasonable assurance that the Port will comply with the conditions attached to the terms of grant and that the grant will be received.  
 (ii) Government grants related to specific fixed assets are presented in the Balance Sheet by showing the grant as a deduction from the Gross value of the assets concerned in arriving at their book value. Where the grant related to a specific fixed asset equals the whole, or virtually the whole, of the cost of the asset, the asset is shown in the balance sheet at a nominal value.
- (b) Specific grants related to Revenue are shown separately under the respective head.
- (c) Income earned by ChPA through Duty Credit Scrips (DCS) is recognized on receipt of the DCSs at the values estimated on prudent basis. Subsequent excess realization or short realization on sale /transfer/utilization of the DCSs in comparison to their originally recognized value is treated as revenue income or revenue expenditure and reported under Finance & Miscellaneous Income or Finance & Miscellaneous Expenditure. Any reduction in the carrying values of these DCSs on subsequent balance sheet date(s) and/or on account of expiration of these DCSs are treated as revenue expenditure and reported under F&M Expenditure.
28. Earnest Money Deposit (EMD), Security Deposit (SD) and Miscellaneous Deposit lying unclaimed for more than 3 years under the Deposit code are treated as Lapsed Deposits and taken to the Finance & Miscellaneous Income. Refund of such deposits, upon receipt of claim at a later-date, is treated as revenue expenditure and reported under Finance and Miscellaneous Expenditure.

## (B) NOTES ON ACCOUNTS

1. The financial statements have been prepared as per the revised format based on the orders of the Ministry of Shipping, Government of India vide letter No.PR-20021/2/98-PG dated 6.11.2002 for implementation of the Revised Standard Norms of Accounts for Major Port Trusts.
2. In March 2020, Chennai Port acquired the equity shares of KPL from Gol at a consideration of Rs.2383 Cr. by availing a term loan of Rs.1775 Cr. from SBI, CAG Branch, Egmore, Chennai, at an interest rate of 8% p.a., repayable over a period of 15 years. As on 31.03.2024, Chennai Port Authority [CHPA] has repaid principal amount of Rs.519.44 Cr. and the outstanding Term loan balance is Rs.1255.56 Cr. The existing rate of interest for the Term Loan is 8.65% p.a. The total Term Loan Principal re-payment made during the FY 2023-24 is Rs.211.00 Cr. and the total interest paid during the Financial year 2023-24 is Rs.118.30 Cr.
3. Equity Contribution made by Port as on 31.03.2024

Sl. No.	Company	Year of Investment	Equity Contribution (Rs. in Cr.)	Dividend received, if any, during the accounting year (Rs. In Cr)
1	Kamarajar Port Limited	2001-02	50.00	240.00
		2002-03	50.00	
		2019-20	2383.00	
		<b>Total</b>	2483.00	
2	Sethusamudram Corporation Limited	2006-07	5.50	NIL
		2007-08	4.50	
		2008-09	20.00	
		<b>Total</b>	30.00	
3	Chennai Ennore Port Road Co. LTd.	2010-11	25.00	NIL
		2015-16	114.80	
		<b>Total</b>	139.80	
4	Indian Port Rail Corporation Ltd.	2017-18	7.20	NIL
5	Kanyakumari Port Limited	2019-20	0.01	NIL
6	Dredging Corporation of India	2019-20	0.33	NIL
7	Chennai MMLP Pvt. Ltd	2022-23	0.01	NIL

4. Chennai Port entered into MoU with NHA and TIDCO/GoTN as equity partners for the development of Multi Modal Logistics Park at Mappedu. As per the MoU, the share of ChPA as Equity Contribution was Rs.166.78 Cr. being the value of land to the extent of 121.74 acres, which was leased from SIPCOT, to be offered by ChPA to SPV. Subsequently, ChPA has surrendered 1.28 acres of land to SIPCOT. Hence, ChPA has offered land parcels measuring to an extent of 120.46 acres at Mappedu, valued at Rs.165.03 Cr. to the SPV, through sub-lease, for the development of MMLP Project.

Chennai MMLP Ltd. has forwarded the original Share Certificate No.6 dated 09.11.2023 amounting to Rs.165,01,69,900/- (i.e., 16,50,16,990 shares with equity face value of Rs.10/- each.) after adjusting the shares for the value of Rs.1,30,100 already issued by Chennai MMLP Pvt. Ltd. The percentage of share would be revised among the SPV partners based on the final project cost on completion of all the project works. Based on the updated share of ChPA in the project cost and modality of consideration, necessary accounting entries will be made in the Books of Accounts during the FY 2024-25.

5. CESTAT has, vide its order dt.12.6.2017, held that Chennai Port is liable to pay service tax together with applicable interest and penalty for its receipts of Terminal Handling Charges (THC) from Southern Railway during the period from 01.07.2003 to 26.08.2007. The total liability as on 31.3.2019 was Rs.41.17 Cr. (Service tax – Rs.7.67 Cr., Interest – Rs.18.86 Cr. & penalty Rs.14.64 Cr.). Against this amount, Chennai Port has paid a sum of Rs.0.88 Cr. by means of payment subsequent to adjudication order for the period from 01.07.2003 to 31.01.2004 and a further sum of Rs.2.00 Cr. as pre-deposits. Chennai Port had filed an appeal before Apex Court challenging the order of CESTAT. Chennai Port had filed an application under the SabkaViswas (Legacy Dispute Resolution Scheme) 2019, for settling this litigation. Based on the direction given by the authorities, the Case filed by Chennai Port has been withdrawn and Withdrawal Orders has been submitted to Committee SVLDRS for closure of Form 4, and the closure order is yet to be issued by the GST Department. Further the suit filed by Chennai Port before the Hon'ble High Court of Madras for recovering the above dues from Southern Railway vide WP No.10625/2009/ dt.17.07.2009 is still pending.
6. **Details of ChPA's claims for various services rendered by the Port which are disputed by the parties other than M/s. CCTPL and M/s CITPL.**

Descriptions	Rs. in Cr.
O/b of outstanding Claims as on 01.04.2023	179.96
Less: Realised / adjusted during the year	-
Add: Interest & Penalty for the year 2023-24	0.23
C/b of outstanding Claims as on 31.03.2024	180.19

7. **Shortfall in MGT by Iron Ore Exporters**

Port had claimed a sum of Rs.39.80 Cr. from 11 iron ore exporters towards shortfall in MGT for the period from 28.7.2010 to 31.12.2010 and initiated action for encashment of BGs. The iron ore exporters have filed Writ Petitions and obtained stay for encashment of BG and as per Court directions, the Bank Guarantees were being extended by the firms from time to time.

Among the above, as per the High Court Order on Civil Suit No.1050 of 2010 filed by M/s.Tungabhadra Minerals Private Ltd. (TMPL), the Bank Guarantees submitted by the firm have been encashed during the FY2016-17 and adjusted against the dues. M/s.TMPL has filed OSA No.57 of 2017 against Chennai Port Trust to set aside the judgement and decree dated 12.1.17 passed by the Hon'ble Single Judge in C.S. No.1050 of 2010.

M/s. V S Lad and Sons has not extended the Bank Guarantee amount of Rs.7.32 Cr. and violated the Court direction. Hence, Chennai Port had writ petition filed in the Madras High Court (WP 5109 of 2018 in WMP 27796 in WP29366 of 2010) and the same are pending. Subsequently, another Bank Guarantee furnished by M/s.V S Lad & Sons amounting to Rs.3.62 Cr. has been encashed during the year 2017-18 and adjusted against the dues.

M/s. Bharat Mines & Minerals has not extended two BGs amounting to Rs.7.32 Cr. and Rs.1.11 Cr. respectively. Hence both BGs were invoked, amount encashed during the year 2018-19 and adjusted against the dues.

Hon'ble High Court Madras vide Order dt.25.11.2021 dismissed the Writ petitions filed by the Iron Ore exporters. Accordingly, the Bank Guarantees of 7 firms viz. Kariganur Mineral Mining industry (KMMI), Trident Minerals, Hothur Traders, Deccan mining, MSPL Ltd, Lakshminarayana Mining Company (LMNC) and Bellary Iron Ore Pvt Ltd. totaling to Rs.44.23 Cr. have been encashed by Chennai Port Authority during the year 2021-22 and adjusted against the dues payable by the respective firms towards shortfall in MGT.

After adjusting the shortfall in MGT including service tax/GST from the Iron Ore exporters, balance amount available amounting to Rs.9.10 crores in respect of 8 firms, viz. M/s. Deccan Mining Industry, M/s. Trident Minerals, M/s. BMM, M/s. Tunghabadra Minerals Ltd, M/s. Hothur, M/s. MSPL, M/s. KMMI & M/s. LNMC were adjusted towards penal interest on service tax / penal interest on Shortfall in MGT.

In respect of M/s. Hothur Traders, the balance amount available of Rs.1.19 Cr. with the port after adjusting the shortfall in MGT and service tax / GST is adjusted towards plot rent & Demurrage charges along with penal interest, since there is no case/litigation binding with the firm M/s. Hothur Traders for the recovery of Demurrage & plot rent.

In addition to the above, regarding the recovery of the unadjusted dues / penal interest from the 9 Iron ore Exporters, action was initiated to file the Civil suit. As opined by ASG/L.A., the port has to exhaust the option of pre-suit mediation and make an averment to that effect in the Plaint to be filed. Accordingly, action has been initiated for filing the Mediation Applications, before the Hon'ble Court.

In respect of MMTC, Hon'ble High Court has disposed the case with a direction to the petitioner to approach Administrative Mechanism for Resolution of CPSEs Disputes (AMRCD). A letter has been sent to M/s. MMTC on 12.04.2022 to take up the issue with AMRCD. The BG furnished by MMTC for the value of Rs. 10,98,90,000/- is valid till 31.08.2024.

#### 8. Other Vessel Related Litigations:

- i. M/s. Jansee Steel Industries Pvt. Ltd, has taken over the vessel M V Eleni. The total dues to be recovered is Rs.1.60 Cr. and the accrued penal interest upto 31.03.2024 is Rs.3.46 Cr. The Court case is still pending vide CS 751/2008 filed by M/s. Jansee Steel Industries Pvt. Ltd vs Chennai Port Authority and three others.
- ii. The vessel M.T. Prathibha Cauvery ran aground during cyclone Nilam on 31.10.2012 and was re-floated on 11.11.2012 and subsequently berthed at JD-IV on 21.11.2012 as per the direction of DG Shipping for a limited period of two days. Notice dated 04.01.2013 under Section 14(1) of the Indian Ports Act, 1908 issued to the owners in compliance with the BR No.128 dated 21.12.2012. A sum of Rs.1.29 Cr. is due for the vessel MT Prathiba Cauvery as per Bill No.166 dated 19.06.2013. The Hon'ble High Court pronounced the judgement in C.S.No.89 of 2013 and W.P.No.3568 of 2013 vide order dated 28.04.2023. On receipt of certified copy of the Judgement & decree, Payment out petition has been filed before the Hon'ble High Court.
- iii. M.V. Thai Hong (renamed as M.V. Kathija) - M/s. John Fidele & company & 2 others – Vessel related charges – Rs.1,42,472/-, Judgement Debtor not honouring the decree. Hence, EP No. 284 of 2004 was filed & is still pending.
- iv. M.V. Sea Heron – M/s. John Fidele & company and 2 others – Vessel Related Charges – Rs.6,58,251/- Appl no 2994 of 2002 – C.S. No 167 of 1985 – Case transferred to Hon'ble City Civil Court in 2014 & is still pending.
- v. M.B. Nile Progress & M.B. Eastern Pride - M/s. Eastern Waterways Pvt., Ltd., -Vessel Related Charges – Rs.13,34,760/-. The Hon'ble High Court vide order dated 16.2.22 has dismissed the writ petition filed by the Petitioner vide WP.No.8514 of 2013 as withdrawn with no costs. The 50% amount to Rs.6,67,380/- has been already paid by the firm. Action is being initiated for recovery of the balance amount from the firm.
- vi. The Vessel M.V. ISLAND PRIDE was distrain and sold for recovery of Vessel Related Charges, but the sale proceeds were not sufficient. Hence recovery suit was filed against M/s. TNSS Steels Pvt., Ltd., for Rs.1,08,84,931/- under case C.S.No.127 of 2008. The matter is sub-judice and pending in Hon'ble High Court of Madras.

9. Wharfage of Rs.3,28,40,656/- is due from M/s. DCI from 19.7.2013. The dispute has been referred to inter-organization Dispute Committee and the same is still pending. The matter is being pursued with IPA to resolve the issue.
10. As per the decretal order dt.22.11.2015, Chennai Port being a judgement debtor is entitled to claim a sum of Rs.14,24,903/- along with interest from M/s. Maersk Line India Pvt. Ltd. as per the court order. The firm has filed an appeal AS 740 of 2019 in the Court and is still pending. ChPA has also filed EP No.537 of 2024 in the City Civil Court, which is pending. In the meantime, citing the EP, the firm has requested to furnish the history of the case and the details have been furnished to the firm.
11. A fresh Demand notice dated 10.11.2022, was issued to M/s. MGK Trading House and M/s.Orissa Stevedores Ltd., advising to remit Rs.80,20,308/- towards demurrage charges for the period from 14.11.2003 to 14.09.2004. The cargo has been shifted to Sales Warehouse for bringing the same for e-auction in order to realize the pending Demurrage charges.
12. Claims under dispute with M/s. CCTPL:  
Chennai Port Authority has claimed service charges on Electricity Charges @ 20% along with Service Tax/GST on service charges from M/s. CCTPL. This was disputed by M/s.CCTPL and the subject was taken up by M/s. CCTPL for Arbitration. The amount involved in the arbitration is Rs.14.24 Cr. with regard to Electricity charges due from CCTPL including CHPA's claim for a sum of Rs.1.44 Cr. with applicable interest on account of Wharfage for Cranes imported by M/s. CCTPL. The Arbitration Tribunal vide Award dated 6.2.2019 have dismissed both the claims of Chennai Port and passed the Arbitration Award in favour of M/s. CCTPL dis-allowing the claims of Chennai Port for the service charges on electricity Charges and Wharfage Charges as claimed by Chennai Port. Subsequently, Chennai Port filed an appeal against the Arbitral Award in the Hon'ble Madras High Court vide Case No: OP 400/2020. The appeal was disposed off vide order dated 22.10.2021 directing that it is open for both the parties to go for fresh arbitration only in respect of the interpretation of contract relating to the charges to be paid for supply of the power alone. Further, M/s CCTPL got an interim stay against the order of the Hon'ble High Court by filing an Appeal under OSA 146 of 2021. Vacation of Stay is under process.
13. Claims due from M/s.CITPL
  - a. The assets handed over to M/s.CITPL as per the terms of Licence Agreement have been listed in Appendix-3 of the agreement dated 07.03.2007.
  - b. As per Licence Agreement, requisition was made by M/s. CITPL during October 2011 for reclaimed land and Chennai Port has fulfilled its obligation w.r.t Environmental clearance for the reclaimed land of 39,000 sq.m. including the appointment of Independent Engineer and given sufficient time for taking over the land by paying land lease charges amounting to Rs.4.38 Cr. However, M/s. CITPL disagreed to take possession of the land citing the disputes pending before the Hon'ble High Court of Madras with regard to annual escalation on annual land lease charges.
  - c. As per License Agreement, M/s.CITPL has to pay the annual land lease charges for waterfront area from 11th year of license period. M/s CITPL has remitted a sum of Rs.4.37 Cr. towards Annual Land Lease Charges for waterfront area for the year 2017-18 and 2018-19 under protest as against Rs.16.76 Cr. as claimed by Chennai Port Authority. The amount of Rs.4.37 Cr. paid towards annual land lease charges for waterfront area from 11th year of license period as disputed this amount of Rs.4.37 Cr. is reported as contingent liability.
  - d. (i) M/s. CITPL has disputed the applicability of base year, rate of escalation on the rate applicable for developed area and the subject matter was referred to Arbitration. The Tribunal vide its award dt.20.09.2012 decided the issues (a),(c) and (d) in favour of M/s. CITPL. Issue (b) was decided in favour of Chennai Port. Aggrieved by the Award, Chennai Port filed OP No.190/13 on the issue (a),(c) and (d). On issue (b) M/s.CITPL filed the OP No.199/13. The Hon'ble High Court of Madras dismissed both the OPs on 27.09.2019. Against the dismissal of the OP, the Port has filed OSA92 of 2023 before the Hon'ble High Court of Madras, which is still pending.  
(ii) M/s CITPL has also challenged the claims of Chennai Port on the Revised Scale of Rates effective from 24.01.2015 before the Arbitral Tribunal. The Arbitration Award was awarded in favour of M/s. CITPL and Chennai Port has filed an application No.2381 of 2021 in OP Dairy

No. 37988 of 2017 before the Hon'ble High Court of Madras and the same was dismissed on 25.08.2021. Against the dismissal, the Port had filed an appeal OSA (CAD) No.88 of 2022 and the same was also dismissed on 14.02.2024.

The claims involved in above disputes amounts to the tune of Rs.157.02 Cr. including Additional Security Deposit.

- e. M/s CITPL has filed another arbitration case to consider for collection of lease rent @ Re.1 per Sq.m on par with M/s CCTPL and the same was dismissed by the Arbitration Tribunal vide Award dated 25.03.2020 stating that the award of the License Agreement to M/s CCTPL (in the year 2001) and M/s.CITPL (in the year 2007) were not in the same years and therefore the claimant cannot compare himself with the other operator namely M/s CCTPL and also the claim is barred by constructive resjudicata, which is in favour of Chennai Port. The Costs awarded in favour of Chennai Port amounting to Rs.1,00,000/- is still outstanding from M/s.CITPL.
14. The income accounted by way of Royalty / Revenue Share from M/s.CCTPL/CITPL is provisional and subject to Audit by an Independent Auditor. Any shortfall in Royalty/Revenue Share is being reconciled from time to time.
15. A sum of Rs.23.01 Cr. towards differential Container storage charges is still due from the 38 firms which includes three pending cases before the Hon'ble High Court of Madras for a total value of Rs.1.51 Cr. pertaining to (i) M/s. Arebee Star Maritime Agency P. Ltd. (ii) M/s International Clearing and Shipping Agency and (iii) M/s. Chakiat Agencies. The cases are still pending.
- Out of the above, the dues amounting to Rs.13,71,895/- (including interest) pertaining to M/s.Maersk India has been collected during FY 2023-24. As on date, a sum of Rs.22.94 Cr. towards differential Container Storage Charges is due to be recovered from 37 firms.
16. A sum of Rs.3.53 Cr. is due from 01.04.2004 to 31.03.2009 towards escalation in license fee along with Service Tax due to the Port, based on the New Land Policy, out of which an amount of Rs.0.26 Cr. has been realized as on 31.03.2024 and the balance amount is Rs.3.27 Cr. which includes a sum of Rs.3.20 Cr. due from 9 Port Users who have filed case in the High Court. As per the Hon'ble High Court of Madras order dated 09.02.2023, petitions filed by 7 firms on the subject issue has been allowed at no costs amounting to Rs.2.73 Cr. In respect of remaining 2 firms, M/s.West Gate Logistics and M/s.Aspin Wall & Co.Pvt. Ltd., the judgement has come in favour of ChPA. Action is being taken to recover the dues from these two firms.
17. All rental bills except penalty bills have been accounted as per advance ruling of GST. Some of the licensees have disputed the bills/claims raised by the allotting Departments and not remitted the rental dues.
18. (i) Accrued interest on investments under various Funds has been worked out as per Terms of Investments.
- (ii) With respect to fixed deposits placed with Indian Bank Koyambedu Branch, ChPT received a letter on 14.5.2020 intimating closure of deposits made on 04.05.2020. Chennai Port has not closed any such fixed deposits in Indian Bank, Koyambedu Branch. The matter was taken up with the highest authorities of Indian Bank. The total amount invested with Indian Bank for the period March -2020 to May-2020 amounting to Rs.100.57 Cr. Indian Bank Authorities have confirmed that the bank has received the funds from Chennai Port as provided vide letter dated 16.05.2020 and with respect to issues raised by the Port, Internal Investigation was under process. Chennai Port has lodged a complaint with CBI on 21.5.2020. Subsequently, Indian Bank informed that keeping in view of the suspected fraud committed by the Impersonator, bank has lodged a complaint to CBI and they presumed that the term deposit receipts held by Chennai Port are not original. Subsequently, CBI has taken over the fixed deposit receipts held by Chennai Port.
- (iii) The Maturity proceeds of the Fixed Deposits in the months from March-2020 to May-2020 against the Fixed deposit amount of Rs.100.57 Cr. was not credited by Indian Bank. A Writ Petition Vide W.P No.11063 of 2021 against Indian Bank has been filed in the Hon'ble High

Court of Madras by Chennai Port for credit of the invested Fixed Deposits of Rs.100.57 Cr. along with accrued interest.

(iv) As directed by the Hon'ble High Court of Madras, Indian Bank Koyambedu branch, has transferred a sum of Rs.55,19,33,574/- to Chennai Port Authority on 26.08.2021. The same had adjusted towards the Investment made under General Provident Fund (GPF) – Rs.29,77,00,000/-, Leave Encashment Fund (LEF) - Rs.25,31,00,000/- and the balance amount of Rs.11,33,574/- is kept under deposit. As regards the balance amount of Rs.45,38,16,426/- and Accrued Interest, action will be taken based on the outcome of the Court case. The matter is being pursued with LA/ASG for early listing and quick disposal of the case in the above Writ Petition No.11063 of 2021.

19. A total amount of Rs.12.87 Cr. during FY 2006-07 and FY 2007-08 from Government of India towards Tsunami Rehabilitation Programme and incurred a total expenditure of Rs.11.66 Cr. for the intended purpose up to 31.03.2024. The remaining amount of Rs.1.21 Cr. is reflected as liability in the balance sheet.
20. 9 Employees of ChPT& DLB Educational Higher secondary school have applied for Special VRS and the same has been approved by competent authority and relieved w.e.f 31.12.2020. The settlement details are Rs.66,33,079/- towards Gratuity & Leave Salary and Rs.26,01,085/- towards VRS Ex gratia. Out of which, Rs.26,01,085/- being the VRS Ex gratia is treated as deferred revenue expenditure and amortised over a period of five years from 2020-21. Accordingly, a sum of Rs.0.05 cr. per annum is being charged to revenue expenditure from 2020-21 onwards.
21. During FY 2023-24, a sum of Rs.18.24 Cr. has been incurred towards Referral Treatment to Pensioners. An amount of Rs.3.48 cr. received from pensioners towards One time contribution for the period from 01.04.2021 to 31.03.2024 for providing medical facilities has been adjusted from the above and balance Rs.14.76 Cr. is debited to P&L account.
22. A Concession Agreement was executed with M/s Chennai Bunkering Terminal Private Ltd. on 30.03.2013, for "Setting up a Barge handling facility at Chennai Port on DBFOT basis". Due to non-fulfilment of Condition Precedent, termination notice was issued and Concession Agreement terminated w.e.f.01.02.2016. The Concessionaire invoked Arbitration proceedings against the termination notice. The Tribunal passed the final award on 30.03.2018, in favour of Port i.e., "Issuing of Termination order is valid." Consequent to the above award, Chennai Port awarded in-house contract on 31.03.2018 for "Construction of Bunker Berth at Bharathi Dock" funded through its internal resources and Government Grants-in-aid and the work also completed. However, the Concessionaire filed OP No.415 of 2018, before the Hon'ble High Court, Madras, relating to Termination Order. The Hon'ble High Court, vide judgement dated 30.04.2019, set aside the award of the Arbitral Tribunal. In this regard, Chennai Port filed a OSA No.171 of 2019 and the Hon'ble Division Bench has granted interim stay on 23.07.2019 on the Hon'ble Single Judge Order dated 30.04.2019 in OP No.415 of 2018. The order states that "the Board of Trustees, ChPT, shall be free to undertake fresh tender process for the contract in question. However, that will remain subject to the final result of the present OSA". The OSA not yet listed for hearing.
23. Port has acquired land to an extent of 121.74 acres at Mappedu on 99 years lease basis from SIPCOT. In this regard, balance amount of Rs.74.40 Lakhs is receivable from SIPCOT and SIPCOT has remitted a sum of Rs.74,799/- during the year 2023-24 after adjusting the dues to an extent of Rs.73,65,201. On receipt of the details of expenditure from SIPCOT, necessary accounting entries will be made in the Books of Accounts. Further, based on SIPCOT's request, Chennai Port has surrendered a portion of lease land parcels to an extent of 1.28 acres to SIPCOT. Consequent to the execution of Surrender Deed, SIPCOT remitted a sum of Rs.1,02,40,000/- on 21.06.2023 to ChPA towards Compensation amount towards surrendering of 1.28 acres. Necessary adjustment entries have been passed in this regard.
24. The Deposits from Merchants, Contractors & Others under Schedule-XII - Current Liabilities includes an amount of Rs. 21.29 Cr. towards Deposit Works undertaken by Chennai Port on behalf of Indian Navy, Coast Guard, Southern Railway and IOCL.

25. With respect to encroachment of Port Land at Tondiarpet Housing Colony, case is pending in the City Civil Court, Madras. Notice ordered on 19.04.2021 to the Association to be returnable by 14.06.2021. The case was dismissed due to inordinate delay of more than 2000 days and there is no proper justification of the delay. Action is being taken for seeking fresh appeal for condonation of the delay.
26. With respect to Encroachment of Land at Tirisoolam, case no.WP No.517 of 218 is pending in the Hon'ble High Court of Madras. Hearing posted on 08.06.2021 and as directed by High Court a team of officials to be formed by District Collector to ascertain the title of the Land. In this regard, the RDO, Tambaram inspected the site on 06.04.2023.
27. With respect to 9.69 acres land formed by natural accretion at the southern foreshore, within Port limits, this land was allotted by GoTN to Navy vide GO dt.06.05.2014. However, the request was declined by GoTN vide letter dated 28.08.2017 stating that the cancellation of the said GO could not be complied with, since the unsurveyed portion of the reclaimed land has already been transferred in favour of Indian Navy for the purpose of setting up of Sagar Prahair Bal. However, since the allotted area lies within the waterfront limits of Chennai Port Authority and is product of natural accretion and therefore the land cannot be considered as vacant and unsurveyed, Chennai Port once again requested GoTN to cancel the GO and restore the land to Chennai Port. but the issue remains unsettled.

## 28. Income Tax

### (i) Disputed:

Sl. No.	Assessment Year	Order Reference	Brief of the Case	Tax Demand (Rs. in Crs.)	Present Status
<b>Cases Pending before High Court of Madras</b>					
1	AY 2002-03 to AY 2005-06	Order of Hon'ble High Court of Madras dt.25.04.2023 remand back to Income Tax dept. for fresh consideration and consequent Order of Income Tax dept. dt.12.02.2024.	Issue regarding disallowance of 12AA Exemption, a Writ Appeal filed by Port challenging the order dt.12.02.2024 passed by the Jurisdictional Assessing Officer and consequent Tax demand thereon, before Hon'ble High Court of Madras.	137.73	The Hon'ble High Court instructed the Income Tax department not to take any adverse action until the matter is decided and posted next Hearing on 06.06.2024. The Work entrusted to M/s.V.R. Associates, Advocates.
2	AY 2012-13 AY 2013-14	Appeal referred by Income Tax dept. against the order of ITAT dt.08.06.2022 before Hon'ble High Court of Madras.	Disallowance of deduction claimed U/s 80-IA of Rs.31.27 Crores U/s 14A Rs.1.05 Crs; for the AY 2012-13 and for AY 2013-14, Rs.0.26 Crs. against the ITAT Order dt.08.06.2022 on the said issues, the Income Tax dept. has preferred an appeal before Hon'ble High Court of Madras.	13.51	The Income Tax dept. appeal is posted for Hearing on 03.06.2023. The Case entrusted to M/s.V.R. Associates, Advocates.
3	AY 2014-15, AY 2015-16 & AY 2016-17	Rectification Petition pending before Income Tax dept. to extend TDS credit.	Issue involved is short TDS credit, Interest U/s 244A for refund receipts which was not extended in the initial assessment Orders and Port has filed Rectification Petition U/s 154 of Income Tax Act.	-	The action of Income Tax department is awaited

**(ii) Other Assessment Years**

For assessment years AY 2007-08 to AY 2011-12, AY 2017-18 to AY 2020-21 and AY 2023-24 returns processed as claimed in Income Tax return and refunds realised with applicable Interest U/s 244A.

With respect to AY 2021-22 and AY 2022-23 the returns filed were processed and refunds were adjusted against the disputed demands for AY 2003-04 to AY 2006-07 which are challenged and pending before Hon'ble High Court of Madras. Hence, the refunds for AY 2021-22 and AY 2022-23 will be realised subject to outcome of cases pending with High Court of Madras.

The status relating to Disputed Demand and outstanding Tax cases shall only be furnished in the ensuring Annual reports.

**(iii) AY 2023-24:**

Provision for Tax : For the previous FY 2022-23, no provision for Taxation was made due to brought forward losses. Consequent on Chennai Port has come in to Profits, Provision for Taxation of Rs.85.26 crores has been made for the financial year 2023-24.

**29. Retirement Benefits**

- a) The actuarial valuation of Pension liability of employees on rolls as on 31.03.2024 is ₹ 2258.25 Cr. as assessed by LIC of India. Similarly, valuation in respect of pensioners as on 31.03.2024 is ₹ 3411.34 Cr. Thus, the total actuarial valuation of pension liability is ₹ 5669.59 Cr. The contribution to Pension Fund Trust for the year 2023-24 is ₹ 84.00 Cr. Further pension payment of ₹ 203.25 Cr. to pensioners retired prior to 14.11.2002 has been met from Revenue Account. The shortfall of ₹ 1910.10 Cr. between the actual fund available of ₹ 3759.49 Cr. in Pension Fund as on 31.03.2024 and liability as per actuarial valuation, will be made good in future considering the availability of surplus and reserve position.
- b) The Actuarial valuation of gratuity liability of the employees on rolls as on 31.03.2024 is ₹ 324.87 Cr. as assessed by LIC of India. The contribution to Gratuity Fund Trust for the year 2023-24 amounts to ₹45.00 Cr. The shortfall of ₹ 60.56 Cr., between the actual fund available of ₹ 264.31 Cr. as on 31.03.2024 and the liability as per actuarial valuation, will be made good in future subject to availability of surplus and reserves.
- c) Port's contribution to New Pension Scheme is also charged to the Profit and Loss Account. Employees who have joined service in the Port after 1.1.2004 are covered under the New Contributory Pension Scheme. The said Employee's and Employer's contribution is being remitted to NPS Trust through NSDL under the Registration Code of the Port on monthly basis. As on Balance Sheet date, 142 employees are covered under this scheme.
- d) The actuarial valuation of Leave encashment liability of employees on rolls as on 31.03.2024 is ₹134.54 Cr. as assessed by LIC of India. The contribution to Leave Encashment Scheme for the year 2023-24 is ₹35.00 Cr. The shortfall of ₹69.05 crore, between the actual fund available of ₹65.49 Cr. in Leave Encashment Scheme as on 31.03.2024 and the liability as per actuarial valuation, will be made good in future considering the availability of surplus and reserve position.

**30. Contingent Liabilities:**

- (i) Contingent Liabilities as on 31.03.2024 is disclosed below:

Description	Rs. in Cr.
Claims against the Port not acknowledged as debts	62.75
Amounts received under protest treated as Income	4.37

- (ii) ESIC Authorities have claimed ESI Contribution of Rs.3.51 Cr. from Chennai Port on behalf of Contractors vide No:TN/RECY/CP-1/51-103463/CCR-70255 dt. 24.04.2015. An appeal was filed against 45A Order dt. 20.1.15 and as directed by the Hon'ble judge of ESI Court dt.7.5.15, Chennai Port has deposited 10% of the claim amount i.e. Rs.0.35 Cr. and obtained Conditional Stay. Court proceedings in the above case is under process.
- (iii) One time lump-sum compensation amounting to Rs. 4.74 Cr. payable to the dependents of the 71 deceased employees, in lieu of compassionate appointment pending receipt of clarification from the Ministry.

- (iv) With respect to the new elevated Road from Chennai Port to Maduravoyal, revised commitment of ChPA towards 50% share of LA & RR cost is Rs.235 Cr. Out of Rs.235 Cr, total amount of Rs.88.28 Cr. has been paid to NHAI as on 31.03.2024 which includes a sum of Rs.36,34,19,635/- released on 10.10.2023. For the balance amount of Rs.146.72 Cr., ChPA has forwarded a proposal requesting the Ministry of Finance to provide interest free loan to meet out ChPA balance share towards LA & RR cost of Rs.146.72 Cr. with a moratorium period of 11 years upto 31.03.2035 and repayment period of 10 years after 01.04.2035. The above amount of Rs.36.34 Cr. paid during the year 2023-24 is equally amortized over a period of ten years from FY 2023-24 onwards.
- (v) Capital Works Awarded but not provided for in the Accounts as at 31.3.2024 :

Description	Rs. in Cr.
Capital Works	21.53

31. The Inventory Aging Analysis as on 31.03.2024 is given below :

Aging Intervals	Inventory Value in Rs.
< 3 years	9,71,34,434.25
3 – 5 years	-
5 – 10 years	63,37,314.10
10 – 15 years	81,40,202.22
15 – 20 years	14,07,945.54
>25 years	1,26,668.62
Total	11,31,46,564.73

32. Port has carried out a Physical verification of Fixed Assets during FY 2016-17 and necessary accounting entries have been passed in FY 2018-19 and FY 2019-20. With respect to 7 assets, confirmation of 6 assets has been received and for 1 Asset confirmation yet to be received. Subsequently, the next Physical verification of Assets have been commenced in the FY 2020-21 and FY 2021-22 and completed during FY 2021-22 for which necessary accounting entries will be passed along with the 7 assets of FY 2019-20 in FY 2024-25.

### 33. Corporate Social Responsibility:

As per the CSR Guidelines of Ministry of Shipping, Ports & Waterways, vide letter dated 28.6.2023, an amount of Rs.3.12 Cr. has been provided during the year 2023-24 for CSR (2 % of profit of Rs.156.06 Cr. for FY 2022-23) . The balance available under CSR scheme as on 31.03.2024 is Rs.1.05 Cr.

Particulars	Amount (Rs.)
Opening Balance as on 01.04.2023	64,255.00
ADD:	
Contributions made for 2023-24 (2% of Net Profit for the FY 2022-23 of Rs.156.06 Cr.)	3,12,12,000.00
Total (A)	3,12,76,255.00
LESS: Expenditure incurred during FY 2023-24	
(a) Welfare Schemes in North Chennai under Namakku Naame Thittam of GoTN such as building Multi purpose Hall, additional class rooms, improvement of play field etc.,	66,00,000.00
(b) Upgrading of Lecture Halls, Auditorium with air-conditioning and acoustic facilities to Madras Medical Collage.	99,77,600.00
(c) Imparting Self Defence Trailing for Women and Psychological strength for students for 1000 participants in each to PENN (Protection and Empowerment of Naari Trust)	4,50,000.00

(d) Providing Smart Vision glasses including AI and Machine Vision to 100 Visually impaired persons to Rotary Club of Chennai Towers	15,75,000.00
(e) TB Prevention Detection Management Program to SWARLIPI Charitable Trust	10,00,000.00
(f) Digital Class Room Atmosphere at Govt. Primary & Middle Schools of Chennai District to BumbleB Trust's Kalvi 40	7,97,225.00
(g) To develop New Lab for running Vocational Courses and to procure 25 Computers to Vivekananda Cultural Centre.	3,68,975.00
Total (B)	2,07,68,800.00
Closing Balance as on 31.03.2024	1,05,07,455.00

34. i. Staff on Rolls:

Category	As on 31.03.2024	As on 31.03.2023
Class I	107	94
Class II	88	98
Class III	1580	1655
Class IV	1053	1314
Total	2828	3161

ii. Pensioners on Rolls:

Category	As on 31.03.2024	As on 31.03.2023
Pensioners	6726	7009
Family Pensioners	6441	7148
Ex-gratia Pensioners	259	476
Total	13426	14633

35. M/s. Joseph & Rajaram, Chartered Accountants, is the Internal Auditor of Chennai Port to conduct Internal Audit for the FY 2023-24 and FY 2024-25.
36. Consequent to formation of the Chennai Port Trust Employees' Pension Fund and Chennai Port Trust Employees' Gratuity Fund as separate entities, the Financial Statements of these Trusts are excluded from the Financial Statements of Chennai Port and presented separately from the year 2014-15 onwards.
37. The Financial statements of Chennai Port Trust Employees' General Provident Fund also excluded from the Financial Statements of Chennai Port Authority from FY 2023-24 and presented separately in order to comply with the observation made by C&AG during FY 2022-23.
38. Pension Fund Regulatory and Development Authority (PFRDA) have appointed Axis Bank Ltd. as Trustee Bank for collection of Port Employees' National Pension Scheme (NPS) and accordingly Assets and Liabilities of NPS are excluded from the Financial Statements of Chennai Port from FY 2016-17 onwards.
39. During March 2022, ChPA received an amount of Rs.24.50 Cr. towards grant from Ministry of Fisheries for Upgradation and Modernisation of Chennai Fishing Harbour. This amount including interest earned on investment of grant in short term deposits with Banks is shown under Grant in Aid. A sum of Rs.11.80 Cr. including GST has been spent for the project as on 31.03.2024 which is included Loans and Advances.

40. Government Audit while auditing the accounts for FY 2021-22 has raised certain observations with regard to the amounts lying in CWIP for so many years and others. As per the assurances given, this has been reviewed in the FY 2022-23 and provisions were made for 100% in some cases and 50% in some cases. This has been further reviewed in FY 2023-24 and balance provisions have been made as given below:

(Amount in cr.)

Sl.No.	Description	Total Expenditure incurred/ payable / receivable	Provision already created	Provision created during FY 2023-24
1.	Procurement of 3 Nos.15 Ton Level Luffing electric wharf cranes (Jessop) – Arbitration award amount receivable from M/s.Jessop & Co. Ltd. Kolkatta	4.72	2.36	2.36
2.	Modernisation of the Port	15.10	7.55	7.55

In addition to the above, a balance provision of Rs.5.85 Cr. has been created towards Demurrage charges payable (Total provision Rs.11.35 Cr.) to Southern Railway for the period from FY 2010-11.

41. Previous year's figures have been regrouped wherever necessary to conform to current year's classification.

**sd/-**

**Malla Srinivasa Rao**  
Financial Adviser & Chief Accounts Officer  
Chennai Port Authority

**sd/-**

**Sunil Paliwal**  
Chairperson  
Chennai Port Authority

Place: Chennai.

Date : 22.05.2024.



# **CHENNAI PORT AUTHORITY**

**ANNUAL ACCOUNTS  
2023-24**

**AUDIT REPORT  
&  
ACTION TAKEN NOTES**



To  
The Secretary,  
Ministry of Shipping,  
Transport Bhawan,  
No.1 Parliament Street,  
New Delhi 110 001.

Sir,

Sub : Separate Audit Report on the Annual Accounts of Chennai Port Authority, for the year ended 31 March 2024- Regarding.

I forward herewith the Separate Audit Report on the Annual Accounts of Chennai Port Authority, for the year ended 31 March 2024.

A copy of the Audit Report and the Annual Accounts as presented to Parliament may be sent to this office and four copies thereof may be sent to the Director General (Commercial-I), O/o the Comptroller and Auditor General of India, Pocket 9, Deen Dayal Upadhyaya Marg, New Delhi 110 124.

The dates of presentation of the Annual Accounts and Audit Report to Parliament may kindly be intimated to this office.

The receipt of this letter with enclosures may be acknowledged.

Yours faithfully,

Sd/-

**(S. Velliangiri)**

Principal Director of Commercial Audit

Encl: Copy of Separate Audit Report.

Copy of the Separate Audit Report along with Annexures on the accounts of CHPA for the year 2023-24 is forwarded to the Chairman, Chennai Port Authority for placing the same before the Authority and the adoption/consideration of audited accounts by the Authority may be intimated. A copy of the Hindi version of the Annual Accounts, Annual Report and the Annual Accounts as presented to Parliament may be sent to this office and four copies there of may be sent to the Director General (Commercial-I), O/o the Comptroller and Auditor General of India, Pocket 9, Deen Dayal Upadhyaya Marg, New Delhi 110 124.

Place: Chennai  
Date: 23.09.2024

Sd/-  
**(S. Velliangiri)**  
Principal Director of Commercial Audit



## **SEPARATE AUDIT REPORT OF THE COMPTROLLER AND AUDITOR GENERAL OF INDIA ON THE ACCOUNTS OF CHENNAI PORT AUTHORITY FOR THE YEAR ENDED 31 MARCH 2024**

We have audited the attached Balance Sheet of Chennai Port Authority as at 31 March 2024 and the Profit and Loss Account for the year ended on that date under Section 19(2) of Comptroller and Auditor General's (Duties, Powers & Conditions of Services) Act, 1971 read with Section 44 of the Major Port Authorities Act, 2021. The financial statements are the responsibility of the Chennai Port Authority's management. Our responsibility is to express an opinion on these financial statements based on our audit.

2. This Separate Audit Report contains the comments of the Comptroller and Auditor General of India (CAG) on the accounting treatment only with regard to classification, conformity with the best accounting practices, accounting standards and disclosure norms, etc. Audit observations on financial transaction with regard to compliance with the Law, Rules & Regulations (Propriety and Regularity) and efficiency-cum performance aspects etc., if any, are reported through Inspection Reports/CAG's Audit Reports separately.

3. We have conducted our audit in accordance with auditing standards generally accepted in India. These standards require that we plan and perform the audit to obtain reasonable assurance about whether the financial statements are free from material misstatements. An audit includes examining, on a test basis evidences supporting the amounts and disclosure in the financial statements. An audit also includes accessing the accounting principle used and significant estimates made by management, as well as evaluating the overall presentation of financial statements. We believe that our audit provides a reasonable basis for our opinion.

4. Based on our audit, we report that:

(i) We have obtained all the information and explanations, which were necessary for the purpose of our audit, other than the basic records of Chennai International Terminal Private Limited (CITPL) and Container Terminal Private Limited (CCTPL) in order to certify the total revenue of CITPL and CCTPL and corresponding share of revenue received by Chennai Port Authority as per Concession Agreement with CITPL and CCTPL and Statement of Income & Expenditure of General Provident Fund for the year 2023-24.

(ii) The Balance Sheet and Profit and Loss Account dealt with by this report have been drawn up in the format approved by the CAO under Section 44 of the Major Port Authority Act, 2021.

(iii) In our opinion, proper books of accounts and relevant records have been maintained by the Chennai Port Authority as required under Section 44 of the Major Port Authority Act, 2021, in so far as it appears from our examination of such books.

We further report that:

### **A BALANCE SHEET**

#### **1 APPLICATION OF FUNDS**

##### **1.1 INVESTMENTS — Schedule VII**

###### **a) Long Term Investment — Rs.26,60,35,69,411**

This includes an amount of Rs.30 Cr. (3 Cr. shares of Rs.10 each) invested in Sethusamudram Corporation Limited which is under liquidation. As the investments made by the Port could not be realized, the erosion in value should have been provided for. This resulted in overstatement of investments and profit to an extent of Rs. 30 Cr.

##### **1.2 CURRENT ASSETS, LOANS & ADVANCES**

###### **Sundry Debtors - Rs.3,86,18,53,550 — Schedule -IX**

Dues of Rs.0.81 crore from Kamarajar Port Limited towards lease rent were outstanding as on 31.03.2024 but the same were not accounted in the Sundry Debtor. This was not consistent with the Accounting Policy No. 18 of the Port which states that claims are accounted as income. This resulted in understatement of Sundry Debtors and profit for the year by Rs.0.81 Cr.

##### **1.3 CURRENT ASSETS, LOANS AND ADVANCES**

###### **Current Assets (Sub Total) — Rs.14,96,58,53,749**

The above includes an amount of Rs.3.02 crore as receivable from SIPCOT towards delayed remittance of TDS which is outstanding since July 2014. No progress has been made to either recover the amount or reconcile the same with SIPCOT. However, a provision has been made against the receivable amount in FY 2022-23. During the audit of Annual Accounts 2022-23, the Port assured to take action to regularize/write off the receivable amount from SIPCOT and obtain approval from Competent Authority accordingly. However, no action was taken during 2023-24. This resulted in overstatement of Current Assets and Current Liabilities and Provisions by Rs. 3.02 Cr.

#### 1.4 Current Liabilities and Provision - Schedule XII - Rs.11,40,42,71,804

(i) A separate Pension fund is maintained by Chennai Port Authority (Port/ChPA) to meet the pension payments to their retired employees or their families. The contribution to the pension fund is made by the Port every year. The obligation for pension payments was ascertained through actuarial valuation by Life Insurance Corporation of India every year and the shortfall in the fund is to be made good by contribution to the fund.

As per Accounting Standard 15 (Employee Benefits) where the liability for retirement benefits was funded through creation of a trust, the cost incurred for the year shall be ascertained by actuarial valuation and the contribution payable by the employer as specified by the Actuary's valuation report shall be charged to the statement of profit and loss account.

The details of actuarial valuation of pension fund of the Port, corpus available with LIC and shortfall during the last 3 years are as follows: -

Description	(Rs. in Cr.)		
	2021-22	2022-2023	2023-2024
Actuarial valuation	6,077.76	6,091.59	5,669.59
Corpus in Pension Fund	3,613.72	3,680.76	3,759.49
Shortfall	2,464.04	2,410.83	1,910.10

The Port could not provide the contribution in Pension Fund amounting to Rs.1910.10 Cr. as ascertained through the actuarial valuation by Life Insurance Corporation of India. Hence, no provision for the liability was made in accounts. Non-provision for this liability towards pension fund has resulted in understatement of current liabilities and provisions and overstatement of profit by Rs.1910.10 Cr.

The short provision is equal to 77.63 percent and 948 percent of the net worth (Rs.2,460.62 Cr.) and profit (Rs.201.46 Cr.) respectively of the Port for FY 2023-24. In case the full provision for the liability is made in accounts, it would decrease the Net worth to Rs.550.52 Cr. and profit for the year would turn in loss of Rs.1,708.64 Cr.

(ii) A separate Gratuity Fund and Leave Encashment Fund is maintained by Chennai Port Authority to meet the pension payments to their retired employees or their families.

Port has obtained policies from Life Insurance Corporation to meet these obligations and as such LIC had made actuarial valuation of these obligations and intimated the Port about the short fall in the contribution as on 31 March 2024 as follows.

Details	(Rs.in Cr.)	
	Gratuity Liability	Leave Encashment Liability
Actuarial Value of Obligation	324.87	134.54
Value of accumulated contribution with LIC	264.31	65.49
Short provision in liability	60.56	69.05

This resulted in non-provision of liability towards Gratuity Fund of Rs.60.56 crore and Leave Encashment Fund of Rs.69.05 Cr. as per the actuarial valuation done by LIC on behalf of Port. This resulted in understatement of current liabilities and provisions and overstatement of profit by Rs.129.61 Cr. to that extent.

#### **B PROFIT AND LOSS ACCOUNT- No Observation**

#### **C SIGNIFICANT ACCOUNTING POLICIES AND NOTES ON ACCOUNTS —**

(i) Long Term Investment (Investments-Schedule VII) includes investment of Rs.2,483 Cr. in 30 Cr. shares of face value of Rs.10 each of Kamarajar Port Ltd. As per the SBI Securities - Chennai Port Trust's demat statement as on 31.03.2024, out of this, 9 Cr. shares valuing Rs.90 crore are pledged with financial institution as collateral for loan taken by the Port. The fact of pledging of shares was not disclosed in notes on accounts. Further market value of Rs.0.67 Cr. of investment of 10,000 equity shares of Dredging Corporation of India was not disclosed. This was a violation of Para 25 (c) and (d) of Accounting Standard (AS) 13 relating to Accounting for Investments.

(ii) An amount of Rs.176.45 crore being the license fee dues receivable from Indian Cost Guard were pending since 2019 on account of revision and belated payment of penal interest on license fee. The issue is being deliberated at the Ministry level hence the Port neither accounted the receivable amount nor disclosed the facts in notes to accounts during the year 2023-24.

#### **D General Comments**

(i) A review of Trust Accounts of the Chennai Ports Pension Fund, Gratuity Fund and GPF Fund shows Rs.59.56 Cr. as receivables from Chennai Port Authority in their accounts. However, Chennai Port Authority accounts shows only Rs.58.13 Cr. as payable by the Port. As assured during audit of annual accounts of 2022-23 of the Port, the reconciliation has not been done for the account balances.

(ii) Chennai Port Authority has outstanding dues of Rs.20.55 Cr. (March 2024) towards the license fee due from lessee(s) of buildings, land and other properties leased out by the Port. Out of this, Rs.4.59 Cr. has been accounted as income and the remaining amount of Rs.15.96 crore has not been accounted. The non-accounting is in contradiction of Accounting Policy Item No. 18 which states that "Claims accounted as income, but subsequently considered to be ineligible for receipt are treated in the books of accounts as expenditure on approval of the competent authority".

The matter was brought to the notice of management during audit of 2022-23 and the Port in its reply to Management Letter stated that majority of dues pertains to Government Organizations which were disputed and pending for several years and it was assured that the same will be reviewed and addressed during 2023-24. However, action was required to be taken to account the remaining amount of Rs.15.96 Cr.

(iii) According to Paragraph 3.3 of the Preface to the Statement of Accounting Standards issued (Revised 2004) by the Institute of Chartered Accountants of India (ICAI), "Accounting Standards apply in respect any enterprise (whether organized in corporate, co-operative or other forms) engaged in commercial, industrial or business activities". Since the activities carried on by the Port Authority are of the aforesaid nature, the general accounting principles contained in the Accounting Standards issued by the Institute are applicable to Chennai Port Authority.

Further Rule 8(3) of Major Port Authorities (Accounts and Audit) Rules 2021 (Published in Gazette of India dated 22 November 2021) mandated that the Annual Statement of accounts of Port Authority should comply Accounting Standards (AS) as specified by the Institute of Chartered Accountants of India.

In this regard it was observed that as per Accounting Standard — 3 (Revised 1997) — Cash Flow Statement (CFS), "an enterprise should prepare a Cash Flow Statement by classifying the cash flows during the period from operating, Investing and Financing activities and should present it for each period for which financial statements are presented".

The Annual accounts for the year 2023-24, approved by Chennai Port Authority's Board consists only Balance Sheet and Profit & Loss Account and does not contain Cash Flow Statement as such it has resulted in non-compliance to provisions of AS- 3 and Major Port Authorities (Accounts and Audit) Rules 2021.

#### **E Grants in Aid**

Opening balance of Grants in aid (Capital) as on 1 April 2023 was Rs.13.52 Cr. Grants received during 2023-24 was Rs.12.70 Cr. for Buffer Parking Yard and interest earned during 2023-24 was Rs.0.76 Cr. An amount of Rs.35.39 Cr. (including Rs.0.97 Cr. incurred in 2022-23) was expended for Construction of Buffer Parking Yard and an amount of (-) Rs.8.41 Cr. as balance as on 31 March 2024.

#### **F Management Letter**

Deficiencies which have not been included in Audit Report are brought to the notice of the Chairman, Chennai port Authority, through a Management Letter to be issued separately for remedial/corrective action.

(iv) Subject to our observations in the preceding paragraphs, we report that the Balance Sheet and Profit and Loss Account dealt with by this report are in agreement with the books of accounts.

a) In our opinion and to the best of our information and according to the explanations given to us, the said financial statements read together with the Accounting Policies and Notes on Accounts and subject to the significant matters stated above and other matters mentioned in Annexure - I to this Audit Report, give a true and fair view in conformity with accounting principles generally accepted in India.

b) In so far as it relates to the Balance Sheet, of the state of affairs of the Chennai Port Authority as at 31 March 2024; and

c) In so far as it relates to Profit and Loss Account, of the Profit for the year ended on that date.

(v) A review of Accounts showing the summarized financial results of the Chennai Port Authority for the last three years is given in Annexure - II.

For and behalf of the  
Comptroller & Auditor General of India

Sd/-

**(S. Velliangiri)**

Principal Director of Commercial Audit

Place : Chennai  
Date : 23.09.2024

## ANNEXURE - I

### 1. Adequacy of Internal Audit System

Internal Audit has been entrusted to M/s Joseph and Rajaram, Chartered Accountants, to conduct Internal Audit for the Financial Year 2023-24. Audit for the departments has been completed for 2023-24.

### 2. Adequacy of Internal Control System

(i) Internal Control with respect to the system of Capitalisation of Assets needs to be strengthened as inactive / dropped projects were reflected in Capital Work in Progress.

ii. Control Accounts were not reviewed so as to bring the balances to Zero.

iii. Further existence of negative figures in current assets and current liabilities etc were found to be not reviewed and rectified.

iv. Transactions prior to December 2020 needs to be reviewed and rectified.

### 3. System of Physical verification of Fixed Assets.

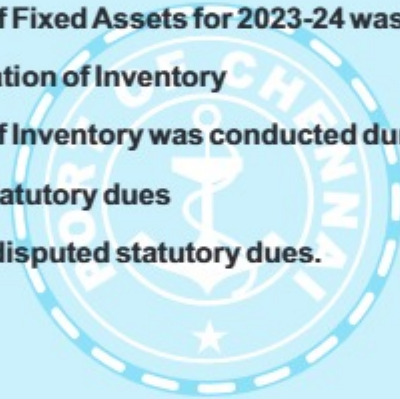
The Physical Verification of Fixed Assets for 2023-24 was in progress (March 2024).

### 4. System of Physical verification of Inventory

The Physical Verification of Inventory was conducted during 2023-24.

### 5. Regularity in payment of statutory dues

Port is regular in payment of undisputed statutory dues.



## ANNEXURE-II

### REVIEW OF ACCOUNTS OF CHENNAI PORT AUTHORITY

(Note: This review of Accounts has been prepared without taking into account the audit observations/comments contained in the audit report of the Comptroller and Auditor General of India.)

The summarized financial/physical performance of Chennai Port Authority, under broad headings, for the last three years ended 31 March 2024 is as follows:

(Rs. in crore)

A. Liabilities	2021-22	2022-23	2023-24
i. Capital Reserve	1066.35	1043.97	1119.71
ii. Other Reserves	1089.10	1273.18	1340.91
iii. Capital Debts- Loan from SBI for acquisition of KPL	1601.75	1466.56	1255.56
iv. Current Liabilities & Provisions	908.16	969.94	1140.43
v. Other Liabilities	310.42	278.77	38.78
Total	<b>4975.78</b>	<b>5032.40</b>	<b>4895.39</b>
<b>B. Assets</b>			
i. Fixed Assets (Gross Block)	<b>939.01</b>	<b>949.04</b>	1007.08
Less Depreciation	403.55	395.29	417.48
<b>Net Fixed Assets</b>	<b>535.46</b>	<b>553.75</b>	589.60
ii. Capital work in progress	127.33	94.93	112.63
iii. Investments	2660.34	2660.36	2660.36
iv. Current Assets	1443.06	1537.46	1337.55
v. Inter-corporate Loans	205.06	182.05	159.04
vi. Miscellaneous expenditure not written off	4.52	3.88	36.22
Total	<b>4975.78</b>	<b>5032.43</b>	<b>4895.40</b>
<b>Particulars</b>			
C. Working Capital*	- 310.62	-275.10	-127.27
D. Net Worth**	2155.45	2317.15	2460.62
E. Capital Employed***	804.24	867.81	462.33
F. Return on Capital Employed (Percentage)****	14.06	17.98	43.58

Note:

\*Working Capital represents Current Assets (excluding accrued interest and cash balance) — minus- (Current Liabilities (excluding earmarked funds)).

\*\*Net Worth represents Capital Reserves and other Reserves Plus Surplus.

\*\*\* Capital Employed represents Net Fixed Assets Plus Working Capital.

\*\*\*\* Rate of Return represents Percentage of Net Surplus (before appropriation) to Capital Employed

### Summary of working results:

The working results of the Chennai Port Authority for the last three years ended 31 March 2024 are summarized below:

(Rs. in crore)

A.	Revenue	2021-22	2022-23	2023-24
	Operating Income	833.76	968.77	1051.67
	Non- operating Income	331.22	388.44	317.40
	<b>Total</b>	<b>1164.98</b>	<b>1357.21</b>	<b>1369.07</b>
B.	Expenditure			
	Operating Expenditure	571.73	642.59	659.38
	Non-operating Expenditure	480.14	558.56	508.23
	<b>Total</b>	<b>1051.87</b>	<b>1201.15</b>	<b>1167.61</b>
C.	Net Surplus	<b>113.11</b>	<b>156.06</b>	<b>201.46</b>
	Add amount withdrawn and transferred to General Reserve/Income Tax refund received	26.64	27.20	17.48
	<b>Less</b> Provision for Taxation	0	0	85.26
	Net Surplus before taxation	86.47	128.86	98.72
D.	Less Mandatory appropriation/ transfers to Reserve funds etc.	<b>33.17</b>	<b>28.61</b>	<b>79.12</b>
E.	Surplus transferred to General Reserve Fund	<b>53.30</b>	<b>100.25</b>	<b>19.60</b>
F.	Percentage of Net Surplus to:			
	i. Operating Income	13.57	16.11	19.16
	ii. Net Fixed Assets	21.12	28.18	34.17
	iii. Net Worth	5.25	6.73	8.19

Deputy Director (CA)

**Separate Audit Report on the Annual Accounts of the Chennai Port Authority for the FY 2023-24 and Action Taken Note thereon.**

**INTRODUCTION**

The audit of the accounts of Chennai Port Authority (ChPA) has been conducted under Section 19 (2) of Controller and Auditor General's (Duties, Powers and Conditions of Service) Act, 1971 read with the provision of Section 44 of the Major Port Authority Act 2021.

Para No.	Audit Observations	Action Taken Note / Reply
A	<b>BALANCE SHEET –</b>	
1	<b>APPLICATION OF FUNDS</b>	
1.1	<b>INVESTMENTS – Schedule VII</b>	
	<b>a) Long Term Investment — Rs.26,60,35,69,411</b>	
	This includes an amount of ₹30 crore (3 crore shares of ₹10 each) invested in Sethusamudram Corporation Limited which is under liquidation. As the investments made by the Port could not be realized, the erosion in value should have been provided for. This resulted in overstatement of investments and profit to an extent of ₹ 30 crore.	As of now, there is no directive from the Government regarding liquidation of M/s.Sethusamudram Corporation Ltd. Additionally, it is not a listed Company hence the erosion of value cannot be determined. Further, as per the Accounting Policy of the Port, all investments are disclosed at cost.
1.2	<b>CURRENT ASSETS, LOANS &amp; ADVANCES</b>	
	<b>Sundry Debtors – Rs.3,86,18,53,550 – Schedule - IX</b>	
	Dues of ₹0.81 crore from Kamarajar Port Limited towards lease rent were outstanding as on 31.03.2024 but the same were not accounted in the Sundry Debtor. This was not consistent with the Accounting Policy No. 18 of the Port which states that claims are accounted as income. This resulted in understatement of Sundry Debtors and profit for the year by ₹0.81 crore.	Rs.80,85,565/- is payable by KPL towards differential upfront rent payable for the alternate area allotted to them consequent on conclusion of area allotted in July'24, M/s KPL has remitted the amount of Rs.80,85,565/- on 02.08.2024 and 05.08.2024 and the same has been accounted vide Doc. No. 1800004548, 1800004549 dt.06.08.2024 & Doc. No.1800005066 & 1800005069 dt.22.08.2024 ( <b>Annexure-I</b> )

<p><b>1.3</b></p>	<p><b>CURRENT ASSETS, LOANS AND ADVANCES</b>  <b>Current Assets (Sub Total) —</b>  <b>₹14,96,58,53,749</b></p> <p>The above includes an amount of ₹3.02 crore as receivable from SIPCOT towards delayed remittance of TDS which is outstanding since July 2014. No progress has been made to either recover the amount or reconcile the same with SIPCOT. However, a provision has been made against the receivable amount in FY 2022-23.</p> <p>During the audit of Annual Accounts 2022-23, the Port assured to take action to regularize/write off the receivable amount from SIPCOT and obtain approval from Competent Authority accordingly. However, no action was taken during 2023-24. This resulted in overstatement of Current Assets and Current Liabilities and Provisions by ₹ 3.02 crore.</p>	<p>With respect to the amount of ₹3.02 Cr.as informed during the course of Audit, a provision was created by charging to Prior Period Expenditure duly creating a liability for the same vide Document No.2900005825 dated 31.03.2023 (<b>Annexure-II</b>) and there is no impact in the net working capital as matching provision is available under current liabilities as against receivables.</p> <p>However, necessary action will be taken to regularize the receivable &amp; payable in FY 2024-25 with the approval of Competent Authority</p>
<p><b>1.4</b></p>	<p><b>Current Liabilities and Provision - Schedule XII - ₹11,40,42,71,804</b></p>	
	<p>(i) A separate Pension fund is maintained by Chennai Port Authority (Port/ChPA) to meet the pension payments to their retired employees or their families. The contribution to the pension fund is made by the Port every year. The obligation for pension payments was ascertained through actuarial valuation by Life Insurance Corporation of India every year and the shortfall in the fund is to be made good by contribution to the fund.</p> <p>As per Accounting Standard 15 (Employee Benefits) where the liability for retirement benefits was funded through creation of a trust, the cost incurred for the year shall be ascertained by actuarial valuation and the contribution payable by the employer as specified by the Actuary's valuation report shall be charged to the statement of profit and loss account.</p> <p>The details of actuarial valuation of pension fund of the Port, corpus available with LIC and shortfall during the last 3 years are as follows:</p>	<p>The shortfall in Pension Fund represents the liability of Past Service liability as well as current service cost assessed on actuarial basis, which is not a final liability and arrived based on certain assumptions. The same can be seen from the valuation as on 31.03.2024 with that of valuation as on 31.03.2023, which was reduced by Rs.422 Cr. i.e. Rs.6091.59 Cr. as on 31.03.2023 to Rs.5669.59 Cr. as on 31.03.2024.</p> <p>The Past Service liability is an accumulated balance over the years, which is being contributed based on the availability of funds and the current service cost is being contributed fully. Accordingly, the contributions to Pension made during FY 2023-24 is Rs.84 Cr. and in addition, Port has made pension payments of Rs.202 Cr. from Port Revenue account.</p>

(₹ in crore)			
Description	2021-22	2022-2023	2023-2024
Actuarial valuation	6,077.76	6,091.59	5,669.59
Corpus in Pension Fund	3,613.72	3,680.76	3,759.49
Shortfall	2,464.04	2,410.83	1,910.10

The Port could not provide the contribution in Pension Fund amounting to ₹1910.10 crore as ascertained through the actuarial valuation by Life Insurance Corporation of India. Hence, no provision for the liability was made in accounts. Non-provision for this liability towards pension fund has resulted in understatement of current liabilities and provisions and overstatement of profit by ₹1910.10 crore.

The short provision is equal to 77.63 per cent and 948 per cent of the net worth (₹2,460.62 crore) and profit (₹201.46 crore) respectively of the Port for FY 2023-24. In case the full provision for the liability is made in accounts, it would decrease the Net worth to ₹550.52 crore and profit for the year would turn in loss of ₹1,708.64 Crore.

(ii) A separate Gratuity Fund and Leave Encashment Fund is maintained by Chennai Port Authority to meet the pension payments to their retired employees or their families.

Port has obtained policies from Life Insurance Corporation to meet these obligations and as such LIC had made actuarial valuation of these obligations and intimated the Port about the short fall in the contribution as on 31 March 2024 as follows:-

(₹ in crore)		
Details	Gratuity Liability	Leave Encashment Liability
Actuarial Value of Obligation	324.87	134.54
Value of accumulated contribution	264.31	65.49
Short provision in liability	60.56	69.05

Further, it is to mention that neither Actuarial liability nor corpus are static both are increasing on account of normal Annual increments, raise in DA and interest earnings, contributions respectively.

Further, merely making provision to the extent of Actuarial valuation will not suffice unless funding is being made against the provision made. Further, efforts will be made to transfer funds to the Pension fund as and when Cash surplus arises to bridge the shortfall.

With regard to Gratuity Fund liability, it is stated that a liability to the tune of Rs.45 Crores has already been created in the Books of Accounts during FY 2023-24 and planning to fund the same during FY 2024-25 and with interest earnings on the Corpus, there will not be any shortfall in Gratuity Fund Actuarial liability.

With reference to Leave Encashment Fund, as per Accounting Policy No.(A) Accounting Policies – SI.No.24-contribution is being made subject to a minimum contribution to the extent of actual expenditure incurred during the previous year.

	<p>This resulted in non-provision of liability towards Gratuity Fund of ₹60.56 crore and Leave Encashment Fund of ₹69.05 crore as per the actuarial valuation done by LIC on behalf of Port. This resulted in understatement of current liabilities and provisions and overstatement of profit by ₹129.61 crore to that extent.</p>	<p>A disclosure has been given in the Notes on Accounts at Sl.No.29 indicating the actual shortfall in the Pension fund, Gratuity Fund and Leave Encashment Fund and in view of the above, there is no overstatement of profit during FY 2023-24.</p>
<b>B</b>	<b>PROFIT AND LOSS ACCOUNT - No Observation</b>	-
<b>C</b>	<b>SIGNIFICANT ACCOUNTING POLICIES AND NOTES ON ACCOUNTS</b>	
	<p>(i) Long Term Investment (Investments — Schedule VII) includes investment of ₹2,483 crore in 30 crore shares of face value of Rs 10 each of Kamarajar Port Ltd. As per the SBI Securities - Chennai Port Trust's demat statement as on 31.03.2024, out of this, 9 crore shares valuing ₹90 crore are pledged with financial institution as collateral for loan taken by the Port. The fact of pledging of shares was not disclosed in notes on accounts. Further market value of ₹0.67 crore of investment of 10,000 equity shares of Dredging Corporation of India was not disclosed. This was a violation of Para 25(c) and (d) of Accounting Standard (AS) 13 relating to Accounting for Investments.</p>	<p>The Indian Port Association (IPA) is in the process of framing a common framework of Annual Accounts for all Major Ports through the Institute of Chartered Accountants of India (ICAI). The scope of Work entrusted to ICAI also includes suggestion of Accounting Standards to be followed for Major Ports which are not companies registered under the Companies Act. Since framing of common frame work is in the process of getting approval from the Ministry, as decided in the meeting of Governing body of IPA in March 2022, the ChPA has continued the existing practice of disclosure in respect of various relevant standards to reflect the true and fair view of Accounts. Accordingly, suitable disclosures on Accounting Policies have been made on valuation of Long Term Investment (item 14 &amp; 15 under Accounting Policies).</p>
	<p>ii) An amount of ₹176.45 crore being the license fee dues receivable from Indian Cost Guard were pending since 2019 on account of revision and belated payment of penal</p>	<p>Further, as per the prevailing Accounting Policy of the Port, the investments made in Equity shares of M/s.Dredging Corporation of India (DCI) of Rs.33.39 lakhs has been disclosed at cost. However, as pointed out by the audit appropriate disclosures will be made from FY 2024-25 onwards.</p> <p>As rightly pointed out by Audit, the subject is being deliberated by Ministry of Defence with MoPSW. Upon receipt of communication from the MoPSW,</p>

	interest on license fee. The issue is being deliberated at the Ministry level hence the Port neither accounted the receivable amount nor disclosed the facts in notes to accounts during the year 2023-24.	necessary accounting entries will be made during FY 2024-25 and if no finality comes, a suitable disclosure will be made in Notes on Accounts of FY 2024-25
<b>D</b>	<b>General Comments</b>	
(i)	A review of Trust Accounts of the Chennai Ports Pension Fund, Gratuity Fund and GPF Fund shows ₹59.56 crore as receivables from Chennai Port Authority in their accounts. However, Chennai Port Authority accounts shows only ₹58.13crore as payable by the Port. As assured during audit of annual accounts of 2022-23 of the Port, the reconciliation has not been done for the account balances.	With regard to difference in Balances pointed out by Audit, it is to inform that reconciliation is under process and will be completed during FY 2024-25.
(ii)	Chennai Port Authority has outstanding dues of ₹20.55 crore (March 2024) towards the license fee due from lessee(s) of buildings, land and other properties leased out by the Port. Out of this, ₹4.59 crore has been accounted as income and the remaining amount of ₹15.96 crore has not been accounted. The non- accounting is in contradiction of Accounting Policy Item No. 18 which states that "Claims accounted as income, but subsequently considered to be ineligible for receipt are treated in the books of accounts as expenditure on approval of the competent authority".	From FY 2022-23 onwards, all Estate Rentals invoices are being raised as per the lease terms duly recognising the revenue in the respective years. With regard to dues recoverable prior to 2022-23, the same practice prevailing at that point of time is being followed. It is further stated that the Outstanding dues are being reviewed periodically by Dy. Chairperson and action is being taken by the Port to recover the same. On receipt of dues, necessary accounting entries are being made.
	The matter was brought to the notice of management during audit of 2022-23 and the Port in its reply to Management Letter stated that majority of dues pertains to Government Organizations which were disputed and pending for several years and it was assured that the same will be reviewed and addressed during 2023-24. However, action was required to be taken to account the remaining amount of ₹15.96 crore.	
(iii)	According to Paragraph 3.3 of the Preface to the Statement of Accounting Standards issued (Revised 2004) by the Institute of Chartered Accountants of India (ICAI), "Accounting Standards apply in respect any enterprise (whether organized in corporate,	As rightly stated by the Audit, as the MPA (A&A) Rules 2021, the Major Ports are required to prepare the Annual statement of accounts as specified by the ICAI. However, Audit is aware that the accounts of Major Ports are being certified by the

	<p>co-operative or other forms) engaged in commercial, industrial or business activities". Since the activities carried on by the Port Authority are of the aforesaid nature, the general accounting principles contained in the Accounting Standards issued by the Institute are applicable to Chennai Port Authority.</p> <p>Further Rule 8(3) of Major Port Authorities (Accounts and Audit) Rules 2021 (Published in Gazette of India dated 22 November 2021) mandated that the Annual Statement of accounts of Port Authority should comply Accounting Standards (AS) as specified by the Institute of Chartered Accountants of India.</p> <p>In this regard it was observed that as per Accounting Standard — 3 (Revised 1997) — Cash Flow Statement (CFS), "an enterprise should prepare a Cash Flow Statement by classifying the cash flows during the period from operating, Investing and Financing activities and should present it for each period for which financial statements are presented".</p> <p>The Annual accounts for the year 2023-24, approved by Chennai Port Authority's Board consists only Balance Sheet and Profit &amp; Loss Account and does not contain Cash Flow Statement as such it has resulted in non-compliance to provisions of AS-3 and Major Port Authorities (Accounts and Audit) Rules 2021.</p>	<p>C&amp;AG and there is no direct connection with ICAI, to seek advice from the ICAI. In order to specification of AS to be followed in Major Ports, which created under Indian Ports Act/ MPT Act, as per the directions of the Ministry, as informed at Para C(i), Indian Ports Association (IPA) is in the process of framing a common framework of Annual Accounts for all Major Ports through the Institute of Chartered Accountants of India. Till a uniform Guidelines on common frame work is issued with the approval of Ministry in this regard, as decided in the IPA Governing Body meeting held in March 2022, ChPA will continue the existing practice for maintenance and preparation of accounts.</p> <p>Since framing a common frame work is under process and in order to reflect true and fair view of accounts, the accounts are being prepared as per the relevant standards, which are being followed for quite some time.</p>
<p><b>E</b></p>	<p><b>Grants in Aid</b> Opening balance of Grants in aid (Capital) as on 1 April 2023 was ₹13.52 crore. Grants received during 2023-24 was ₹12.70 crore for Buffer Parking Yard and interest earned during 2023-24 was ₹0.76 crore. An amount of ₹35.39 crore (including ₹0.97 crore incurred in 2022-23) was expended for Construction of Buffer Parking Yard and an amount of (-) ₹8.41 crore as balance as on 31 March 2024.</p>	<p>Factual</p>
<p><b>F</b></p>	<p><b>Management Letter</b> Deficiencies which have not been included in Audit Report are brought to the notice of the Chairman, Chennai port Authority, through a Management Letter to be issued separately for remedial/corrective action.</p>	<p>Noted.</p>

## ANNEXURE-I

Sl No.	Observation	Remarks
1.	<p><b>Adequacy of Internal Audit System</b> Internal Audit has been entrusted to M/s Joseph and Rajaram, Chartered Accountants, to conduct Internal Audit for the Financial Year 2023-24. Audit for the departments has been completed for 2023-24.</p>	Factual
2.	<p><b>Adequacy of Internal Control System</b></p> <p>i. Internal Control with respect to the system of Capitalisation of Assets needs to be strengthened as inactive / dropped projects were reflected in Capital Work in Progress.</p> <p>ii. Control Accounts were not reviewed so as to bring the balances to Zero.</p> <p>iii. Further existence of negative figures in current assets and current liabilities etc. were found to be not reviewed and rectified.</p> <p>iv. Transactions prior to December 2020 needs to be reviewed and rectified.</p>	<p>Action will be taken during FY 2024-25 for regularisation of balances lying under CWIP.</p> <p>The GR/IR account is only the control code and the pending items reflects the position of Goods or Services received but invoices to be processed. It is a running account and the same will be monitored and reconciled continuously.</p> <p>Action is being taken to reconcile the items.</p>
3.	<p><b>System of Physical verification of Fixed Assets</b> The Physical Verification of Fixed Assets for 2023-24 was in progress (March 2024).</p>	Factual
4.	<p><b>System of Physical verification of Inventory</b> The Physical Verification of Inventory was conducted during 2023-24.</p>	Factual
5.	<p><b>Regularity in payment of statutory dues</b> Port is regular in payment of undisputed statutory dues.</p>	Factual

## ANNEXURE-II

### REVIEW OF ACCOUNTS OF CHENNAI PORT AUTHORITY

(Note: This review of Accounts has been prepared without taking into account the audit observations/comments contained in the audit report of the Comptroller and Auditor General of India.)

The summarized financial/physical performance of Chennai Port Authority, under broad headings, for the last three years ended 31 March 2024 is as follows:

(Rs. in crore)

A. Liabilities	2021-22	2022-23	2023-24
i. Capital Reserve	1066.35	1043.97	1119.71
ii. Other Reserves	1089.10	1273.18	1340.91
iii. Capital Debts- Loan from SBI for acquisition of KPL	1601.75	1466.56	1255.56
iv. Current Liabilities & Provisions	908.16	969.94	1140.43
v. Other Liabilities	310.42	278.77	38.78
<b>Total</b>	<b>4975.78</b>	<b>5032.40</b>	<b>4895.39</b>
<b>B. Assets</b>			
i. Fixed Assets (Gross Block)	939.01	949.04	1007.08
Less Depreciation	403.55	395.29	417.48
<b>Net Fixed Assets</b>	<b>535.46</b>	<b>553.75</b>	<b>589.60</b>
ii. Capital work in progress	127.33	94.93	112.63
iii. Investments	2660.34	2660.36	2660.36
iv. Current Assets	1443.06	1537.46	1337.55
v. Inter-corporate Loans	205.06	182.05	159.04
vi. Miscellaneous expenditure not written off	4.52	3.88	36.22
<b>Total</b>	<b>4975.78</b>	<b>5032.43</b>	<b>4895.40</b>
<b>Particulars</b>			
C. Working Capital*	- 310.62	-275.10	-127.27
D. Net Worth**	2155.45	2317.15	2460.62
E. Capital Employed***	804.24	867.81	462.33
F. Return on Capital Employed (Percentage)****	14.06	17.98	43.58

Note:

\*Working Capital represents Current Assets (excluding accrued interest and cash balance) – minus -(Current Liabilities (excluding earmarked funds)).

\*\*Net Worth represents Capital Reserves and other Reserves Plus Surplus.

\*\*\* Capital Employed represents Net Fixed Assets Plus Working Capital.

\*\*\*\* Rate of Return represents Percentage of Net Surplus (before appropriation) to Capital Employed

### Summary of working results:

The working results of the Chennai Port Authority for the last three years ended 31 March 2024 are summarized below:

(Rs. in crore)

A.	Revenue	2021-22	2022-23	2023-24
	Operating Income	833.76	968.77	1051.67
	Non- operating Income	331.22	388.44	317.40
	<b>Total</b>	<b>1164.98</b>	<b>1357.21</b>	<b>1369.07</b>
B.	Expenditure			
	Operating Expenditure	571.73	642.59	659.38
	Non-operating Expenditure	480.14	558.56	508.23
	<b>Total</b>	<b>1051.87</b>	<b>1201.15</b>	<b>1167.61</b>
C.	Net Surplus	<b>113.11</b>	<b>156.06</b>	<b>201.46</b>
	Add amount withdrawn and transferred to General Reserve/Income Tax refund received	26.64	27.20	17.48
	<b>Less</b> Provision for Taxation	0	0	85.26
	Net Surplus before taxation	86.47	128.86	98.72
D.	Less Mandatory appropriation/ transfers to Reserve funds etc.	<b>33.17</b>	<b>28.61</b>	<b>79.12</b>
E.	Surplus transferred to General Reserve Fund	<b>53.30</b>	<b>100.25</b>	<b>19.60</b>
F.	Percentage of Net Surplus to:			
	i. Operating Income	13.57	16.11	19.16
	ii. Net Fixed Assets	21.12	28.18	34.17
	iii. Net Worth	5.25	6.73	8.19

**POSITIONED AS EAST COAST'S  
LEADING CONTAINER HUB**



**SET FOR MODERNISING THE FISHING HARBOUR**



**DRIVING LOGISTICS FOR  
INDIA'S AUTOMOTIVE HUB**

