

Annual financial information for Nemuno banga



Nemuno banga, UAB revenue, profit



Company

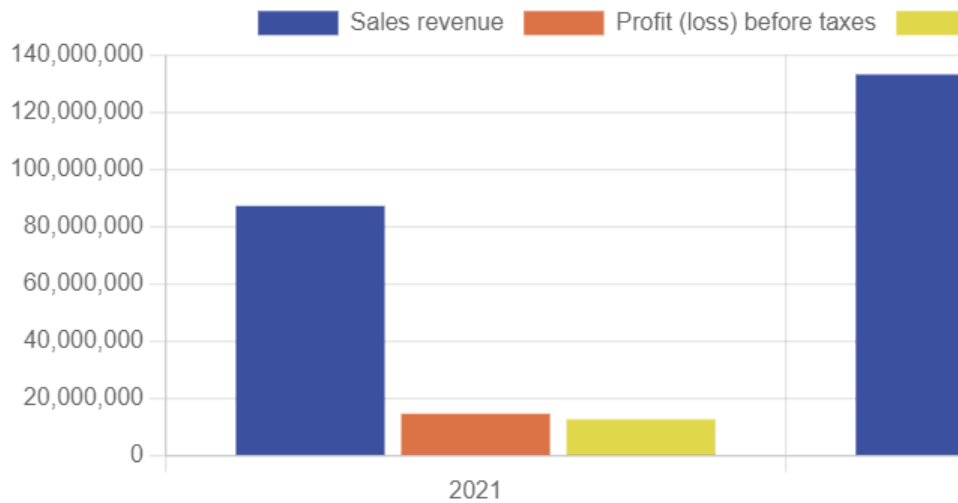
More data

Consolidated Nemuno banga financial data

Year	2021	2022
Sales revenue	87 352 259 €	133 274 714 €
Profit (loss) before taxes	14 758 544 €	34 797 968 €
Profit before taxes margin	17,00 %	26,00 %
Net profit (loss)	12 788 524 €	29 570 755 €
Net profit margin	15,00 %	22,00 %
Equity capital	90 867 483 €	114 688 329 €
Amounts payable and other liabilities	10 271 513 €	17 696 615 €
Non-current assets	41 936 076 €	38 406 201 €



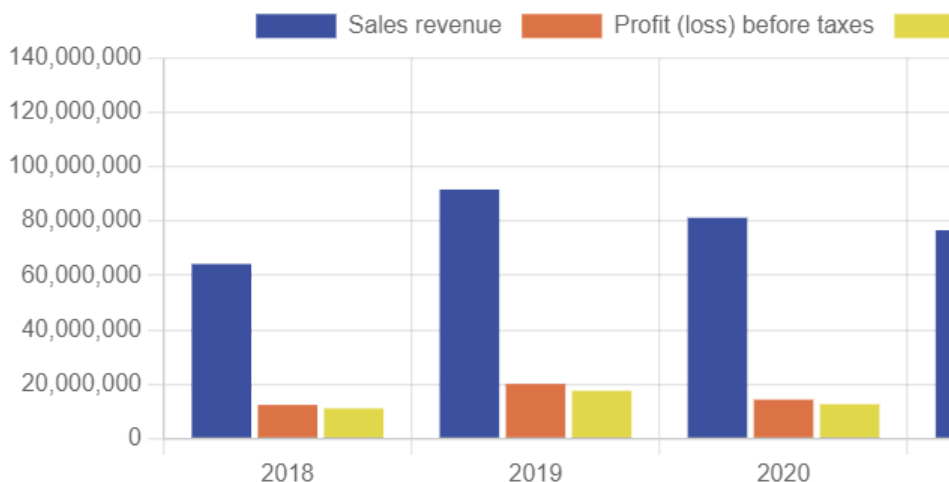
Year	2021	2022
Current assets	59 148 970 €	93 969 958 €



Standalone Annual financial information for Nemuno banga

Year	2020	2021	2022
Sales revenue	81 269 529 €	76 675 593 €	132 126 386 €
Profit (loss) before taxes	14 319 149 €	14 678 959 €	35 070 045 €
Profit before taxes margin	17,62 %	19,14 %	26,54 %
Net profit (loss)	12 641 870 €	12 845 015 €	29 842 832 €
Net profit margin	15,56 %	16,75 %	22,59 %
Equity capital	83 822 214 €	94 307 229 €	121 150 061 €
Amounts payable and other liabilities	7 930 765 €	7 081 169 €	14 639 248 €
Non-current assets	47 257 633 €	45 465 304 €	43 885 372 €
Current assets	44 405 344 €	55 883 448 €	91 901 487 €

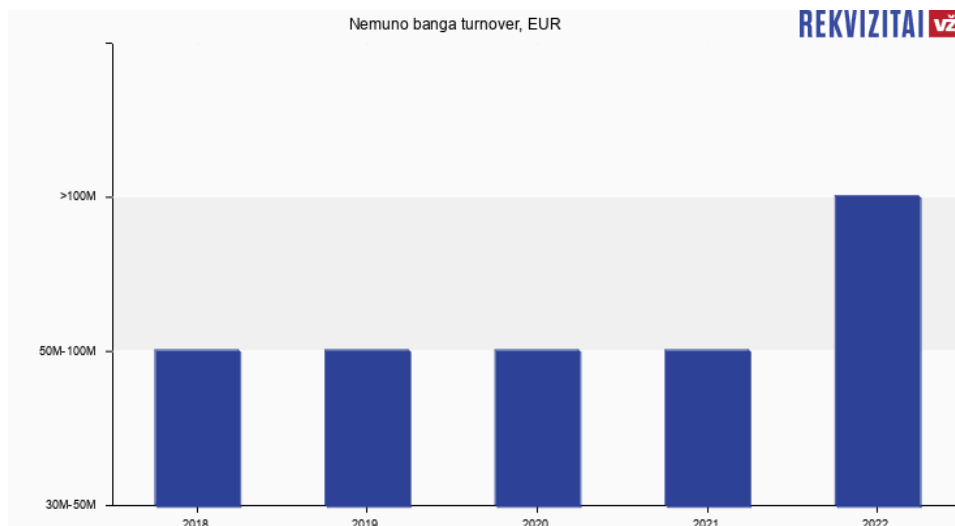




Source of information: State enterprise "Registrij centras" (without changes, [license](#)).

- **Non-current assets** - assets that will be used by the company for more than a year.
- **Current assets** - comprise receivables, short-term tangible assets, inventories, prepaid expenses, other receivables, and cash.
- **Equity** (owner's equity) - this is what remains from the total assets after deducting the sum of liabilities.
- **Liabilities** - these are the company's long-term and short-term debts to suppliers, employees, creditors, the government, etc.
- **Sales revenue** - the increase in economic benefits during the reporting period due to the sale of goods and services.
- **Profit before taxes** - all the company's income minus all the company's expenses.
- **Profit before taxes margin** - the ratio of profit before taxes to sales revenue.
- **Net profit** - this is the company's income after deducting all the expenses and taxes.
- **Net profit margin** - the ratio of net profit to sales revenue. In some cases, the profitability can exceed 100% - this usually happens when the company has other operating income, which is not considered as sales income, because it is obtained from atypical activities. An example would be investment income that is not classified as core business but has a positive effect on the bottom line when calculating net profit. In this case, the profitability can exceed 100%, because the atypical activity of the company brings more income than the sales income of the main activity, from which the profitability is calculated.





The chart provides the company Nemuno banga, UAB 181688331 annual sales revenue. The company's turnover - is received and declared earnings for the year. K means thousands. M means million. > means "more than".

Professional report

We also recommend



Ecodumas

Elektroninės cigaretės ir jų priedai

Kulvos g. 14A-9, LT-48493 Kaunas.

Categories: tobacco; online stores; other activities; retail; wholesale.



Revoliucija

Kalvarijų g. 12-2, LT-09309 Vilnius.

Categories: tobacco; coffee, tea; cosmetic, parfumery; online stores; soft beverages; wholesale.



Useful pages

The directory of Lithuanian companies About us

Company search	Vilnius	Advertising
Company databases	Kaunas	Contacts
Exchange rates	Klaipėda	
Postal codes	Šiauliai	
Taxi in Lithuania	Panevėžys	
	Alytus	
	Marijampolė	
	Mažeikiai	

Lithuanian companies, information
about companies

© 2024 Rekvizitai.lt / UAB „Verslo
žinios“

