



ISO 9001 : 2015 Certified Port
ISPS Compliant Port

**CHENNAI PORT
AUTHORITY**



Unique Float On – Float Off Operation

**ADMINISTRATION
REPORT
2022 - 2023**




CHENNAI PORT AUTHORITY & KAMARAJAR PORT LIMITED

Inauguration of Goods Shed Yard at Jolapet
Inauguration of New Berth at Bharath
Commissioning of Sewage Treatment Plant (STP)
Inauguration of Amrit Mahotsav (Vallur Junction to S Junction)



Dedicated Bunker Berth at Chennai Port






CHENNAI PORT AUTHORITY

**ADMINISTRATION REPORT AND ANNUAL ACCOUNTS
WITH AUDIT REPORT AND ACTION TAKEN NOTES**

2022-2023



CONTENTS

Page No.

Members of Board of Chennai Port Authority	5
Principal Officers of the Port	7
Performance Indicators	10
Financial Indicators	11
Chairperson's Message	15
Administration Report on	
Trade	
Volume of Business	17
Foreign and Coastal Traffic	17
Imports	17
Exports	18
Bunkers	18
Passenger Traffic	18
Container Traffic	18
Railway Traffic	19
Vessel Traffic	20
Record Performances	21
Traffic Handled during 2013-2014 to 2022-2023	22
Total Traffic during 2018-2019 to 2022-2023	23
Imports and Exports from 2018-2019 to 2022-2023	24
Imports and Exports during 2022-23	25
Operations	
Floating Crafts	26
Cargo Handling Equipment	26
Power Supply	26
Dredging	27
Port Maintenance	27
Cargo Handling Productivity	27
Railway Accidents	28
Dock Safety	28
Industrial Relations	29
Security	29
Port Fire Services	30

Finance	Income	31
	Expenditure	31
	Working Results	31
	Cost Ratio	31
	Capital Expenditure	31
	Loans	31
Human Resources		
Management	Caste Demography	32
	Port Vigilance	33
	Implementation of RTI Act, 2005 In Chennai Port	35
	Strength of Staff and Expenditure	36
	Staff Training	37
	Labour Welfare	37
	Medical Facilities	41
	Citizens Client Charter	43
General	Progressive Use of Hindi	44
	Details of the Marketing Efforts	46
	Project Details	50
	Mutation of all Land Records	59
	Green Initiatives	60
	Swachh Bharath	61
Statistics Other Than Accounts		65
Accounts Appendices		
Port Development Works	Capital Works	103
	Annual Accounts for the Year 2022 - 2023	119
	Audit Report & Action Taken Notes	157

Members of Board of Chennai Port Authority 2022-2023



CHAIRPERSON
Shri. Sunil Paliwal, I.A.S.



DEPUTY CHAIRPERSON
Shri. S. Balaji Arunkumar I.R.T.S

Member from respective State Government in which the Major Port is situated



Shri. Dheeraj Kumar I.A.S
Principal Secretary to Government of Tamilnadu
Highways and Minor Ports Department
Government of Tamilnadu
(up to 13.06.2022 FN)



Shri. Pradeep Yadav I.A.S
Addl. Chief Secretary to Govt. of Tamilnadu
Highways and Minor Ports Department
Government of Tamilnadu
(from 13.06.2022 AN)

Member from Ministry of Railways



Ms. Neenu Ittyerah, I.R.T.S
Principal Chief Operations Manager
Indian Railways

Member from Ministry of Defence



Commodore S. Raghav
Naval Officer In-Charge (TN)
Defence Services (Navy)

Member from Customs, Department of Revenue



Shri. M.V.S. Choudary I.R.S.

Chief Commissioner of Customs
(up to 31.12.2022)



Shri. Mandalika Srinivas I.R.S

Principal Chief Commissioner of Customs
(from 01.01.2023)

Ex-officio Member not below the rank of Director to be nominated by Central Government




Shri. Vikram Singh, I.R.T.S

Joint Secretary
Ministry of Port, Shipping and Waterways
Dept. of Shipping
(up to 02.11.2022)



Shri. Rajesh Kumar Sinha, I.A.S

Additional Secretary
Ministry of Port, Shipping and Waterways
Dept. of Shipping
(from 22.11.2022)



Member representing the Interest of the Employees of the Major Port Authority



Shri. P.S. Baskar Kumar

Asst. Superintendent (W)
Chennai Port Authority
(upto 25.09.2022)



Shri. A. Krishnamoorthy

Office Superintendent
Chennai Port Authority
(upto 25.09.2022)

Independent Member

Vacant

Vacant

Vacant

PRINCIPAL OFFICERS OF THE PORT AS ON 31.03.2023

Chairperson	: Shri.Sunil Paliwal I.A.S.
Deputy Chairperson	: Shri.S. Balaji Arunkumar I.R.T.S

VIGILANCE DEPARTMENT

Chief Vigilance Officer	: Shri.S.Muralikrishnan, IDAS
Dy. Chief Vigilance Officer	: Shri.Jayadeep Mandal
Asst. Vigilance Officer	: Shri.M.S.Vijayakumar
Asst. Manager (Mech)	: Shri.M. Selvakumar
Asst. Manager (Civil)	: Shri. P. Subramanian

GENERAL ADMINISTRATION DEPARTMENT

Secretary	: Shri. Indranil Hazra
Sr. Dy. Secretary	: Smt. C. Thara Sugirtha
Sr. Welfare Officer	: Shri. A. Duraiswami
Sr. Asst. Secretary	: Smt. A. Dheepiga
Hindi Officer	: Smt. S. Aruna

CIVIL ENGINEERING DEPARTMENT

Chief Engineer	: Shri. N. Sriramachandra Murthy
Deputy Chief Engineer (Civil)	: Smt. R.Sugantheswari Priyatharisini
Executive Engineer	: Shri. A.Balasubramanian
Executive Engineer	: Shri. M. Saleem Ahamed

MECHANICAL AND ELECTRICAL ENGINEERING DEPARTMENT

Chief Mechanical Engineer	: Shri. A. Jayasimha
Dy. Chief Mechanical Engineer	: Smt. V. Vijayalakshmi

TRAFFIC DEPARTMENT

Traffic Manager	:	Shri. S.Kirupanandasamy
Sr. Deputy Traffic Manager I	:	Shri. B.Vimal
Sr. Deputy Traffic Manager II	:	Shri. G. Sendhil Kumaran
Senior Deputy Director (Research)	:	Shri. K. Pugalendi
Deputy Traffic Manager	:	Shri. B. Madhan
Deputy Director (Research)	:	Shri. K.Srinivasan
Senior Administrative Officer	:	Shri. K. Natarajan

MARINE DEPARTMENT

Deputy Conservator	:	Capt. Milton Asir
Harbour Master	:	Capt. T.M. Kumar
Dock Master – I	:	Capt. G. Vinodh Kumar
Dock Master – II	:	(Vacant)
Dock Master – III	:	(Vacant)
Sr. Marine Engineer	:	Shri. S. Vedhagiri
Dredging Supdt.	:	Capt. Syed Ahamedullah

FINANCE DEPARTMENT

Financial Advisor & Chief Accounts Officer	:	Shri. D. Ramana Murthy
Sr. Deputy Chief Accounts Officer (MS)	:	Smt. RM.Vaira Chellam
Deputy Chief Accounts Officer	:	Shri. C.Ramesh
Sr. Deputy Director (EDP)	:	Shri. Ajaynath
Senior Accounts Officer (Bills)	:	Smt. K.G.Devi Shri
Senior Accounts Officer (PPP-TAX-ESTT)	:	Shri. P. Ravi Babu
Deputy Director (EDP)	:	Shri. J. Vijaya Senthil
Deputy Director (EDP)	:	Shri. V. Rajakumar

MEDICAL DEPARTMENT

Chief Medical Officer (i/c)	:	Dr. N. Padma
Dy. Chief Medical Officer (SPL)	:	Dr. A. Anu Sujatha
Dy. Chief Medical Officer (GD)	:	Dr. N. Venkataramaniah
Dy. Chief Medical Officer (SPL)	:	Dr. V.A. Gunasekaran
Dy. Chief Medical Officer (SPL)	:	Dr. Uma Madhav
Dy. Chief Medical Officer (SPL)	:	Dr. G. Thangamathi
Dy. Chief Medical Officer (SPL)	:	Dr. C. Anitha

CENTRAL INDUSTRIAL SECURITY FORCE

Commandant	:	Shri. K. Karthikeyan
Assistant Commandant/JAO	:	Shri. K. Nagarajan
Assistant Commandant/Port	:	Shri. Lhunkholet Sitlhou



PERFORMANCE INDICATORS

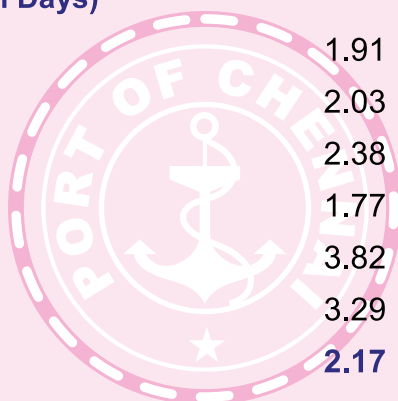
2020-2021 2021-2022 2022-2023

Average Pre-Berthing Detention per vessel (in hours)

A. Crude Oil	2.73	4.01	1.10
B. Other POL Products	1.78	1.66	0.83
C. Edible Oil	1.59	2.15	0.80
D. Other Liquid Cargo	1.10	1.37	0.77
E. Dry Bulk	2.59	2.44	1.37
F. Break Bulk	1.42	1.57	0.86
Overall	1.41	1.45	0.81

Average Turn Round Time (in Days)

A. Crude Oil	1.91	1.92	1.79
B. Other POL Products	2.03	2.20	2.09
C. Edible Oil	2.38	2.37	2.25
D. Other Liquid Cargo	1.77	1.64	1.87
E. Dry Bulk	3.82	3.90	5.69
F. Break Bulk	3.29	4.10	2.15
Overall	2.17	2.25	2.00



Average Ship Berthday Output (in tonnes)

A. Crude Oil	55113	60415	60455
B. Other POL Products	5798	6708	6631
C. Edible Oil	4146	4069	4010
D. Other Liquid Cargo	3713	3948	3357
E. Dry Bulk	10166	9491	6203
F. Break Bulk	3029	2109	2534
Overall	15928	15497	15672


Average Moves per Crane hour (in TEUs) Container Handling


26	27	29
----	----	----

FINANCIAL INDICATORS

(Rs. In Crores)

Particulars	2020-2021	2021-2022	2022-2023
Return on Capital employed			
Capital Employed			
(excluding Fixed Deposits)	183.44	555.45	546.05
Operating Surplus	237.00	262.03	326.18
Rate of Return (%)	129.20	47.21	59.73
Capital Employed			
(including Fixed Deposits)	805.87	611.15	608.45
Operating Surplus & Interest on Investment	258.36	282.60	355.12
Rate of Return (%)	32.06	46.24	58.36
Net Worth	2030.58	2155.45	2317.14
Accounting Ratios			
Debt to Capital Reserves			
Debt	1775.00	1601.75	1466.56
Capital Reserves	1485.37	1357.08	1348.31
Ratio	1.19:1	1.18:1	1.08:1
Current Ratio			
Current Assets	291.08	724.50	790.88
Current Liabilities	895.62	891.64	946.12
Ratio	0.33:1	0.81:1	0.84:1
Current Assets to Total Assets			
Current Assets	291.08	724.50	790.88
Total Assets	1398.33	1839.36	1933.79
Ratio	0.21:1	0.39:1	0.41:1
Operating Expenditure to Operating Income			
Operating Expenditure	557.33	571.72	642.59
Operating Income	794.33	833.76	968.77
Operating Ratio %	70.16	68.57	66.33
Cost of Stock consumed to Average Stock			
Cost of Stores consumed	10.45	13.68	22.14
Average Stock	12.81	12.95	10.79
Percentage	81.58	105.64	205.19
Stores Inventory to Working Capital			
Stores Inventory as on 31 st March	13.91	11.70	8.63
Working Capital	-604.54	167.14	-155.25
Percentage	-2.30	-7.00	-5.56






PART – I

CHAIRPERSON'S MESSAGE

2022-2023





Chairperson's Message

It is a matter of immense pleasure and pride for all of us that earlier this year during January 2023, Chennai Port in its 142nd year of operation, had demonstrated our national vision of “MAKE IN INDIA, MAKE FOR THE WORLD” by performing a unique Float-On-Float off Operation to load an indigenously built Ship 'MA LISHA' on another mother vessel 'SUN RISE' for transporting over 14,000 kilometres to Republic of Guyana, South America.

Chennai Port has achieved multiple milestones during the financial year 2022-23 including the highest Net Surplus of Rs.156.06 Crores in the last 13 years. The YoY increase in Net Surplus over FY 2021-22 was 38%. The increase in Export of Cars was 36% and the increase in Import of Crude Oil was 24%. The number of Cargo Vessel calls increased to 1,616 from 1,444 during FY 2021-22.

During the reporting year, 2022-23, Chennai Port achieved a throughput of 48.95 MMT as against 48.56 MMT during the preceding financial year of 2021-22. The cargo comprises 32% Liquid Bulk including Petroleum Oil & Lubricants (POL) and Edible Oil (15.56 MMT), 58% Containerized Cargo (28.38 MMT) and 10% Other Cargoes including Dry/Break Bulk cargo (5.01 MMT). At the financial front, Chennai Port earned a total income of Rs. 1,357.21 crores during FY2022-23 as against Rs. 1,164.98 crores during the previous year. The net profit before tax for the year 2022-23 stood at Rs.156.06 crores as against Rs.113.11 crores during the previous financial year.

An MoU with M/s. Waterways Leisure Tourism Pvt. Ltd., during the First Incredible India International Cruise Conference 2022 at Mumbai, resulted in 35 Cruise Ship calls at Chennai Port by M/s. Cordelia Cruises between June and September 2022. Over 85 thousand passengers utilized the service and Chennai Port earned a revenue of about Rupees Five crores besides adding to the regional economy through tourists spends in the city.

The synergies between Chennai and Kamarajar ports have scaled new heights and started showing tangible gains for both ports. Kamarajar Port has achieved its highest-ever cargo traffic of 43.51 million tonnes during 2022-23. Chennai Port along with Kamarajar Port is all set to cross a target of 100 Million Tonnes of cargo handling for the first time during the current financial year 2023-24, of which the Ministry's target for Chennai Port is 55 Million Tonnes.

Several projects have been completed as part of infrastructure development. Construction of a new Bunker Berth has been completed at a cost of Rs.50.78 crores resulting in capacity addition of 1 MTPA. To increase the rail coefficient and reduce vehicular traffic on roads, a Railway Goods Shed has been developed at Jolarpet at a cost of Rs.6.7 crores. 11.3 hectares of open land area have been paved for clean, efficient and dust-free cargo storage and handling at a cost of Rs.54 crores. A Buffer trailer parking area with basic amenities and CCTV surveillance is under development. This will provide dedicated parking facilities for 350 trailers at a time and will decongest public roads, reduce transit time and improve turn-around time for trucks. A Multi Modal Logistics Park is being developed at Mappedu on 184.27 acres of land which will provide a cargo aggregation facility, warehousing, cold storage etc. Renovation of 68,000 sq. metres of existing warehouses and Coastal Concrete Road, Signal Station and Canteens have been undertaken during the year. Work on the double-decker flyover from Chennai Port to Maduravoyal will commence soon and the construction will be completed within two and half years.

Besides the above, maintenance and repairs of Hospital, Residential Quarters for Officers & Staff, the School & Sports Complex at Tondiarpet and the Administrative Buildings are being carried out to ensure a healthy ambience. During the last few years more than 12,000 saplings have been planted at Chennai Port and its premises for green cover expansion. Medical equipment worth Rs.2.5 crores have been procured for the Port Hospital for the benefit of more than 21,000 serving & retired employees and their families.

Chennai Port is also providing economic incentives to promote trade & commerce in the region and for promoting Ease of Doing Business. The Port is fully geared to handle all commercial transactions online through the new Enterprise Business System (EBS). Efforts are on to comply with the Ministry's direction on utilization of the Sagar Setu application, erstwhile National Logistics Policy – Marine (NLP-M) to perform key functionalities such as vessel registration & movement activities, assessment of charges, customs information, cargo movement request etc.

Chennai Port is fully committed to achieve its targets under Maritime India Vision (MIV) 2030 as formulated by the MoPSW, and the Prime Minister's Vision 2047, a plan to take the nation on the 'path of glory' and transform the country into a fully developed nation by 100th year of independence.

I would like to record my sincere gratitude and appreciation to my officers & staff for their commitment and hard work towards realization of our vision. I would also like to thank the Members of the Board for their support & guidance and all our stakeholders and trade fraternity for their continued support.

s/d
Chairperson

ADMINISTRATION REPORT

TRADE

1. VOLUME OF BUSINESS

48.95 Million Metric Tonnes (MMT) of cargo was handled during this year with 32.28 MMT of Imports and 16.67 MMT of Exports. The traffic handled this year shows an increase of 0.39 million tonnes (0.8%) over the previous year. Total Imports increased by 2.31 million tonnes and total Exports decreased by 1.92 million tonnes.

The traffic handled during the last 5 years are compared below:

(in tonnes)

Year	Import	Export	Transshipment	Total
2018-2019	35,678,912	17,333,347	-	53,012,259
2019-2020	30,441,081	16,317,486	-	46,758,567
2020-2021	26,707,780	14,977,286	1,868,259	43,553,325
2021-2022	28,697,196	17,321,480	2,545,786	48,564,462
2022-2023	31,785,539	16,143,110	1,020,565	48,949,214

2. FOREIGN AND COASTAL TRAFFIC

The foreign and coastal traffic handled during the last five years are given below:

(in tonnes)

Year	IMPORT			EXPORT		
	Foreign	Coastal	Total	Foreign	Coastal	Total
2018-2019	31,939,561	3,739,351	35,678,912	16,170,280	1,163,067	17,333,347
2019-2020	26,555,206	3,885,875	30,441,081	15,229,011	1,088,475	16,317,486
2020-2021	23,568,370	4,090,649	27,659,019	14,396,360	1,497,946	15,894,306
2021-2022	24,912,058	5,058,090	29,970,148	16,482,539	2,111,775	18,594,314
2022-2023	27,896,219	4,386,816	32,283,035	15,134,917	1,531,262	16,666,179

3. IMPORTS

The imports increased by 7.7%, the tonnage being 32,283,035 as against 29,970,148 during the previous year. The variations in tonnage of the principal items of imports are as follows:

(in tonnes)

COMMODITY	2021-2022	2022-2023	VARIATIONS
Crude Oil	9191686	11364671	(+) 2172985
Other POL	1173626	1122397	(-) 51229
Edible Oils	957763	1215444	(+) 257681
Sulphur	41000	14000	(-) 27000
Chemical Manures including phosphate	226681	266049	(+) 39368
Dolomite	55685	70407	(+) 14722
Lime Stone	73312	11500	(-) 61812
Gypsum	188310	346963	(+) 158653

Silica Sand	86767	151820	(+)	65053
Iron & Steel	643637	982772	(+)	339135
Container	16187643	15020843	(-)	1166800

4. EXPORTS

The Exports decreased by 10.37% the tonnage being 16,666,179 as against 18,594,314 in the previous year. The variations in tonnage of principal items of exports are as follows:

				(in tonnes)
COMMODITY	2021-2022	2022-2023	VARIATIONS	
Mineral Oils & Other POL	1484977	1580214	(+)	95237
Barytes	850319	792683	(-)	57636
Cobble Stone	202402	173936	(-)	28466
Iron & Steel	756627	1444	(-)	755183
Container	14737112	13356044	(-)	1381068

5. BUNKERS

81,137 tonnes of furnace oil and diesel oil were bunkered during the year. Details of bunkering during the last five years are given below:

Year	(in tonnes)
2018-2019	64,807
2019-2020	49,513
2020-2021	46,497
2021-2022	59,349
2022-2023	81,137

6. PASSENGER TRAFFIC

Particulars of passenger traffic during the last five years are given below:

Year	No. of Passengers		
	Embarked	Disembarked	Total
2018-2019	10,048	9,744	19,792
2019-2020	5,408	5,250	10,658
2020-2021	224	369	593
2021-2022	70	-	70
2022-2023	43,618	48,506	92,124

7. CONTAINER TRAFFIC

1,470,305 TEUs were handled during the year as compared to 1,602,319 TEUs in the previous year registering a decrease of 8.24%. The break-up of number of TEUs handled in the year is:

Import	748,995
Export	661,411
Transshipment	52,879
Shiftings	7,020
Total	1,470,305

15,020,843 tonnes of cargo were landed and 13,356,044 tonnes of cargo were loaded in containers during the year as compared to 16,187,643 and 14,737,113 tonnes respectively during the previous year.

The number of container (TEUs) and tonnage of containerized cargo landed and loaded during the last five years are given below:

Year	2018-2019	2019-2020	2020-2021	2021-2022	2022-2023
Unloaded Containers					
Empty	44,258	49,016	67,140	86,468	77,963
Stuffed	873,673	718,420	663,694	748,110	696,809
Shifting	3,038	2,235	3,049	4,160	3,510
Total	920,969	769,671	733,883	838,738	778,282
Cargo tonnage	17,774,702	14,854,650	14,163,942	16,187,643	15,020,843
Loaded Containers					
Empty	247,322	204,625	175,137	193,908	240,710
Stuffed	448,528	407,424	474,857	565,513	447,803
Shifting	3,038	2,251	3,049	4,160	3,510
Total	698,888	614,300	653,043	763,581	692,023
Cargo tonnage	13,488,538	11,855,990	12,603,730	14,737,113	13,356,044
Grand Total					
Empty containers	291,580	253,641	242,277	280,376	318,673
Stuffed containers	1,322,201	1,125,844	1,138,551	1,313,623	1,144,612
Shifting	6,076	4,486	6,098	8,320	7,020
Total	1,619,857	1,383,971	1,386,926	1,602,319	1,470,305
Total Cargo Tonnage	31,263,240	26,710,640	26,767,672	30,924,756	28,376,887

8. RAILWAY TRAFFIC

The traffic handled by Port Railway was 1,504,851 tonnes during 2022-23. Particulars of wagons handled, tonnage handled and Freight charges collected on behalf of Southern Railway and Total Port charges for the year ending 2022-23 are given below

Year	No of wagons (in terms of Units)	Tonnes	Freight (Rupees in lakhs)	Total Port Charges* (Rupees in lakhs)
2018-2019	261,685	5,533,577	24,083.37	2,112.66
2019-2020	192,888	3,930,152	6,316.08	1,084.00
2020-2021	236,924	5,133,438	13,815.36	2,121.99
2021-2022	133,925	2,823,836	18,427.79	1,114.12
2022-2023	90,476	1,504,851	808.90	202.73

(*) Total Port charges include Haulage, Special Port Service Charge and Terminal Handling Charges including Container handling charges.

Details of tonnage handled Inward/outward movements		2021-2022	2022-2023		
Inward		1,492,869	645,201		
Outward		1,330,967	859,650		
TOTAL		2,823,836	1,504,851		
Details of wagons handled Empties/loads (in numbers)		2021-2022	2022-2023		
		Received	Despatched	Received	Despatched
Broad gauge empties		12,867	15,003	7,195	3,688
Broad gauge loads		30,088	28,032	16,346	19,844

9. VESSEL TRAFFIC

A total number of 1,853 merchant vessels and 896 government vessels sailed from the Port during the year as against 1,639 and 593 respectively during the previous year.

Details of vessels of large dimensions that entered the Port during the year are furnished below:

SI.No.	Description of Vessel	Dimensions	Date of arrival
1	Largest Container Vessel MV AL MANAMAH	D.W.T. 85233	20.02.2023
2	Largest Tanker MT ASTRO CHLOE	D.W.T 318440	27.09.2022
3	Vessel with deepest draft berthed MT CONCORD	FOR'D 17 m AFT. DWT 159156	02.07.2022
4	Longest Vessel Arrived MT UNIVERSAL PARTNER	LOA 336 m	28.02.2023

No. of Vessels sailed during 2022-2023 with G.R.T are given below:

SI.No.	Classification	No. of ships	G.R.T.
1	Foreign	1,222	34,832,143
2	Coastal	631	11,038,063
3	Government	896	822,967
Total		2,749	46,693,173

The following are some of the important vessels that visited the port during the year 2022-23:

S.No	Name of the Vessel	Nationality	Date of Arrival	
1	M.V LE CHAMPLAIN	Tourist	France	10.01.2023
2	M.V SILVER SHADOW	Tourist	Bahamas	11.03.2023
3	M.V SILVER SPIRIT	Tourist	Bahamas	14.03.2023

10. Record Performances 2022-2023:

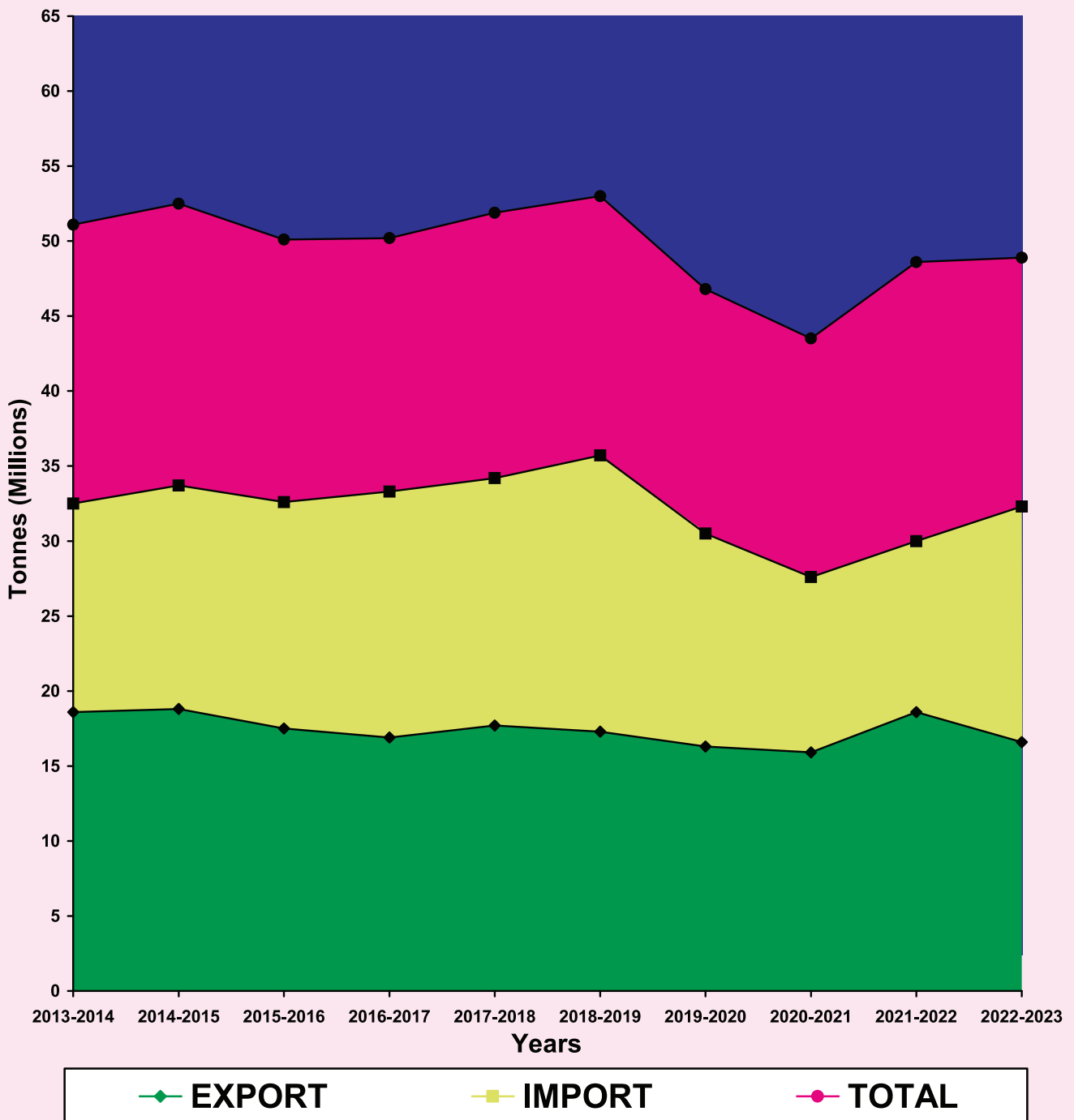
Parameter / Cargo	2022-2023	Previous Record
Single Day Landing Crude Oil	123300 Tonnes M.T. MARATHI on 14.04.2022	115000 Tonnes M.T. CRIMSON on 09.08.2020
Single Day Landing Rock Phosphate	23399 Tonnes M.V. VENTURE PEARL on 11.05.2022	23220 Tonnes M.V. IVS RAFFLES on 07.04.2022
Single Day Loading Barytes	45200 Tonnes M.V. GHOUSTA on 31.05.2022	38079 Tonnes M.V. RB EDEN on 11.12.2021
Single Day Landing Heavy Melting Scrap	7237 Tonnes M.V. ATLANTIC BULKER on 24.08.2022	4500 Tonnes M.V. KAPETAN NONDAS on 26.04.2022
Single Day Landing Iron Ore Pellets	27971 Tonnes M.V. APJ SHIRIN on 08.10.2022	22686 Tonnes M.V. SAFESEA NEHA II on 09.12.2020
Single Day Landing Shredded Scrap	11486 Tonnes M.V. PAN AMBER on 31.12.2022	9300 Tonnes M.V. GLORIOUS SUNSHINE on 13.01.2017
Single Day Landing Steel Coil	14993 Tonnes M.V. LUCKY SOURCE on 31.01.2023	13879 Tonnes M.V. PHOENIX NEREID on 13.03.2022
Single Day Loading Mill Scale	24200 Tonnes M.V. GRACE C on 06.02.2023	18700 Tonnes M.V. SHANDONG HAI SHENG on 26.10.2016


- On 27.02.2023, Chairperson, Chennai Port Authority Flagged off the Container Feeder Ship – M.V HOPE SEVEN with the container capacity of 106 TEUs from Chennai Port to Puducherry Port.



CHENNAI PORT AUTHORITY

Traffic Handled during the Year from 2013-2014 to 2022-2023





CHENNAI PORT AUTHORITY

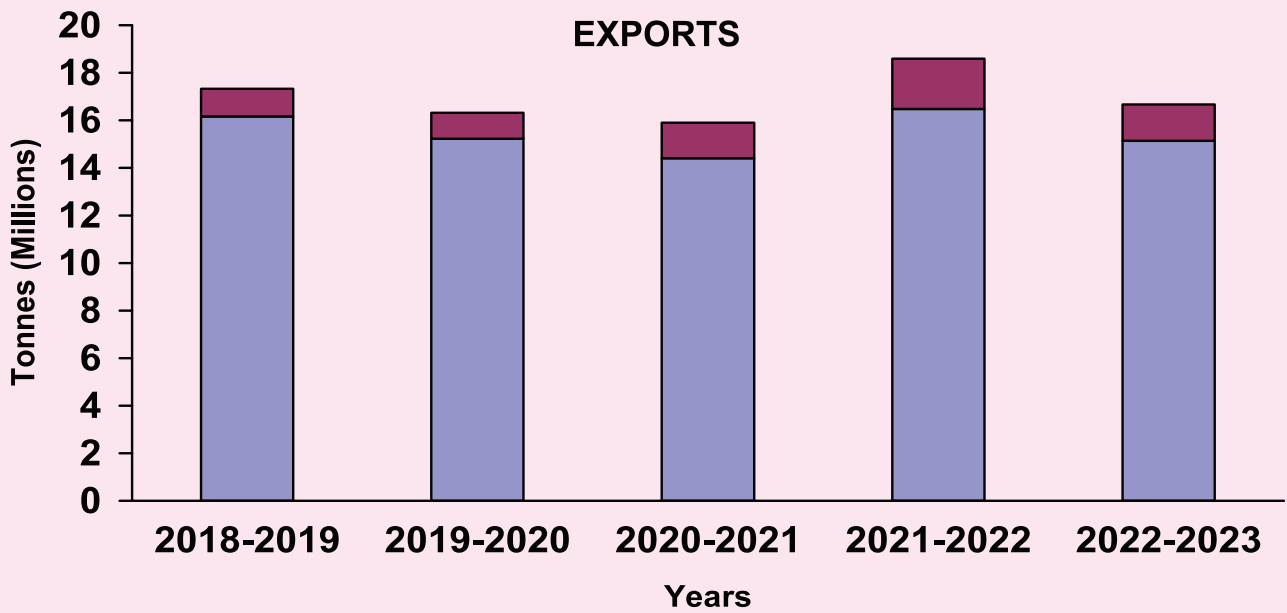
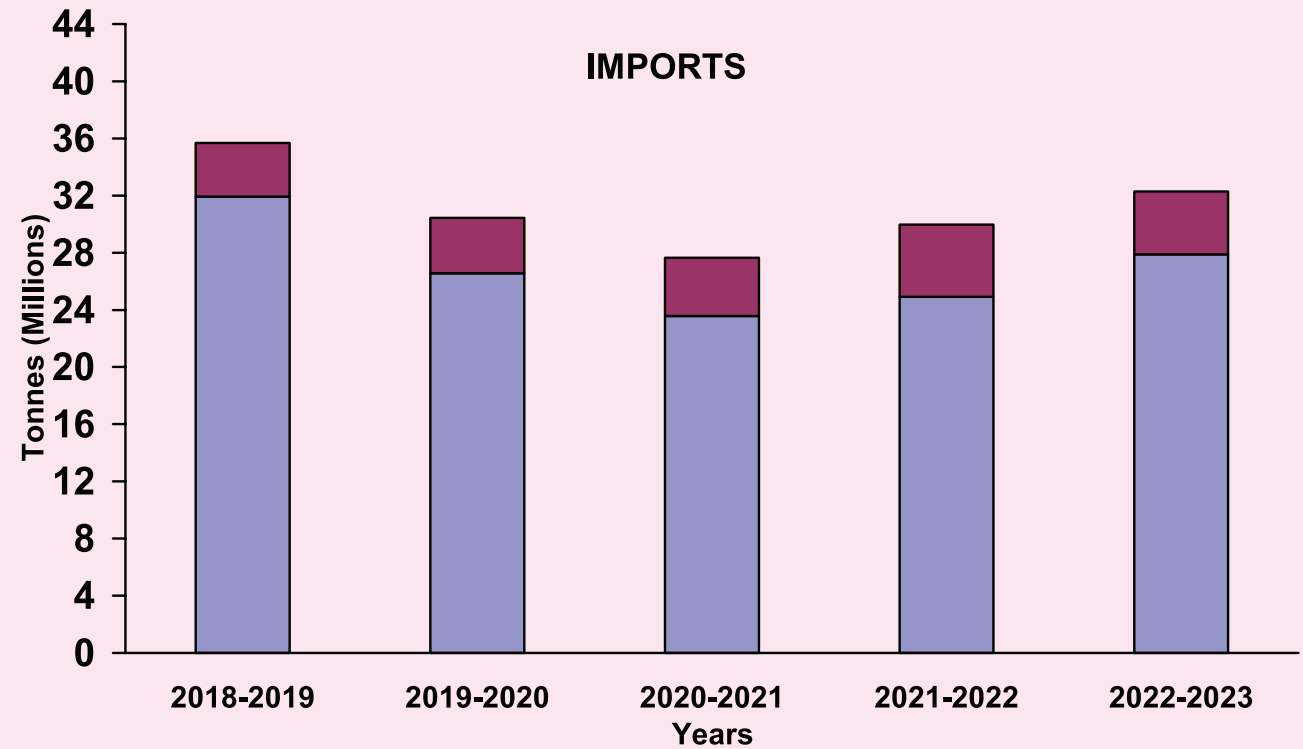
TOTAL TRAFFIC DURING THE YEARS FROM 2018-2019 TO 2022-2023






CHENNAI PORT AUTHORITY

IMPORTS & EXPORTS DURING THE YEARS FROM 2018-2019 TO 2022-2023



■ FOREIGN ■ COASTAL



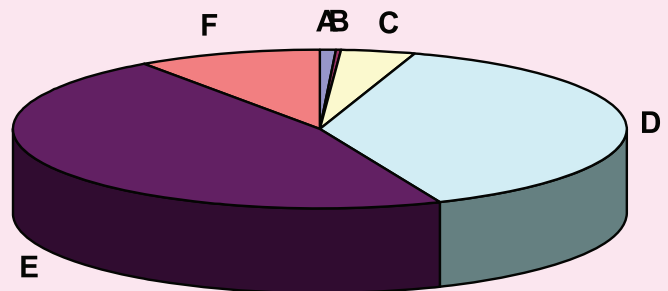
CHENNAI PORT AUTHORITY

Imports and Exports through Chennai Port during the year 2022-2023

IMPORTS

(In Tonnes)

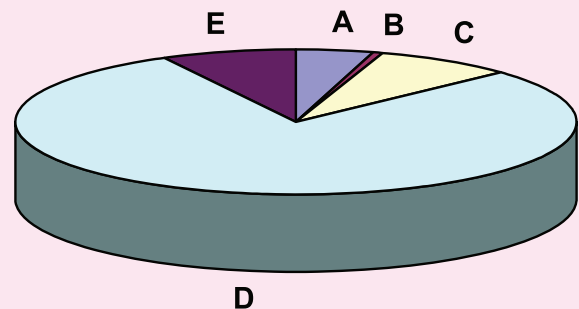
A. Fertilizers (Including Phosphate)	266,049
B. Chemical (Including Phosphoric Acid Soda and Sulphur)	132,750
C. Vegetable Oils	1,215,444
D. Mineral Oils & other POL	12,487,068
E. Containerised Cargo	15,020,843
F. Others	3,160,881
TOTAL IMPORTS	32,283,035



EXPORTS

(In Tonnes)

A. Barytes	792,683
B. Granite Stones	61,011
C. Mineral Oils & other POL	1,660,815
D. Containerised Cargo	13,356,044
E. Others	795,626
TOTAL EXPORTS	16,666,179



ADMINISTRATION REPORT

OPERATIONS

1. FLOATING CRAFTS

Particulars of the number of days each craft was in commission during 2021-22 and 2022-23 are furnished below:

Craft		No. of days in commission	
		2021-2022	2022-2023
Tugs	Bharathiar	49	-
	Ocean Fame (on Charter)	-	198
	Sea Lion Admiral (on Charter)	364	364
	Ocean Bliss (on Charter)	357	362
Pilot Launches	Poomarichan	0	39
	PSM VIANKA (on Charter)/ABS Rohini	273	363
	SHM XI CISF Patrol Boat (on Charter)	348	338
Mooring Launches	Mullai	244	233
Oil Recovery Vessel	ORV Marutham	354	365

2. CARGO HANDLING EQUIPMENT

The working of cargo handling equipments was satisfactory. The availability and supply of cargo handling equipments are given in Tables 12 & 13.

3. POWER SUPPLY

ENERGY SAVING CALCULATION OF LED REPLACEMENT FOR THE YEAR 2022-2023.

Sl. No.	Building Lights	Units saved per annum	Amount saved per annum Rs.
1.	Replacement of LED lights at various locations in Phase-III	201600	16,12,800
2.	Replacement of 92 Nos. Street Light at various locations	58291	4,66,330
3.	Replacement of 24 nos. High Mast Towers with LED Fittings at various locations	321408	25,71,264
4.	Replacement of 2 nos. High Mast Towers with LED fittings at BD II	31104	2,48,832
Total savings		612403	48,99,226

4. DREDGING

DCI has deployed Dredger XX for maintenance dredging work during this year and a total quantity of 1.32 M.Cu.M has been dredged. The Capital Dredging during the period is NIL.

5. PORT MAINTENANCE

The docks and wharves, breakwaters, roads and railway tracks, yards and buildings were maintained satisfactorily. A constant drive was made to clear unserviceable materials, debris etc., and to keep the harbour area clean.

6. CARGO HANDLING PRODUCTIVITY

The tonnage handled by the port labour during the year 2022-23 was 4,508,814 Import being 2,933,682 tonnes and export being 1,575,132 tonnes.

Particulars of cargo handled by the Port labour during the last five years are as follows:

Year	Tonnage handled by Port Labour	Total traffic through the Port
2018-2019	5,748,553	53,012,259
2019-2020	4,010,525	46,758,567
2020-2021	4,458,547	43,553,325
2021-2022	4,051,310	48,564,461
2022-2023	4,508,814	48,949,214

The average output per hook hour was 78.15 tonnes. Productivity (excluding Liquid and containerized cargo) relating to the last five years are given below:

Year	Productivity per hook hour (in Tonnes)
2018-2019	122.83
2019-2020	79.80
2020-2021	108.84
2021-2022	72.52
2022-2023	78.15

The strength of shore labour and the wages paid to them during the last three years are given below:

	2020-2021	2021-2022	2022-2023
Strength	208	175	153
Datum earnings*	Rs. 60,45,898	71,78,035	73,68,196
Time-rate wages and allowances	Rs. 22,49,33,671	21,43,06,459	26,64,30,452
Ex-gratia/P.L.B.	Rs. 32,24,487	61,71,692	35,67,827

(* Datum earnings denote Import and Export Incentive paid)

7. RAILWAY ACCIDENTS

Particulars of derailment during the last five years ending 2022-2023 are given below:

Year	No. of De-railments	Total time Lost (In hrs)	Responsibility accepted by				
			Traffic Dept.	Engg Dept..	Southern Railway	Outside Parties	Other Reasons
2018-2019	3	3	-	3	-	-	-
2019-2020	4	42	-	1	3	-	-
2020-2021	7	89	1	5	1	-	-
2021-2022	6	48	-	2	3	1	-
2022-2023	1	7.5	-	1	-	-	-

Statement Showing cause-wise break up of details and responsibility for derailments pertaining to the year 2022-23.

Cause wise break-up of details	No. of Derailments	Responsibility accepted by
Sudden jump	1	Engineering Department

8. DOCK SAFETY

The Dock Safety Inspectorate, under the Ministry of Labour & Employment (DGFASLI), Government of India is functioning at this Port. The Inspectorate is carrying out the enforcement functions of the Dock Workers (Safety, Health and Welfare) Act 1986, and the Manufacture Storage & Import of Hazardous Chemical Rules, 1989 Regulations framed there under within the Port limits.

The major activities of the Inspectorate include:

1. Inspection of Ships, Dock and Cargo Handling Equipments.
2. Investigation of Accidents and Dangerous Occurrences.
3. Conducting Studies on Safety and Health aspects of Dock work.

ACCIDENT STATISTICS:

The Accident statistics for the Port of Chennai during the past five years are given below:

Year	On Board			On Shore			Grand Total
	Fatal	Non-Fatal	Total	Fatal	Non-Fatal	Total	
2018-2019	0	0	0	1	2	3	3
2019-2020	0	0	0	1	0	1	1
2020-2021	0	0	0	1	0	1	1
2021-2022	1	0	1	0	3	3	4
2022-2023	0	0	0	2	0	2	2

The total reportable fatal accidents were 2 which took place on Shore and total non-fatal accidents were nil. The said accidents were investigated by the Inspectorate of Dock safety.

During the year 2022-2023, 4 Dock Safety Committee meetings and a Safety Week were held.

9. INDUSTRIAL RELATIONS

The Industrial relations in the port during the year 2022-2023 were generally cordial.

There are 20 Registered Trade Unions functioning in the Chennai Port Authority, of which 12 unions have participated in the recent check off held for the years 2023-2025. As per the Ministry's guidelines the first seven unions will be accorded recognition status based on the membership strength of the unions.

The conciliation meetings on the Industrial Disputes (IDs) raised by the Trade Unions were held before the Dy.CLC(C)/ALC(C), Chennai & settled the IDs amicably. Management also held meetings with Unions who have issued strike notices and settled the issues amicably.

10. SECURITY

The security of Chennai Port Authority and its property is being looked after by the Central Industrial Security Force (CISF) since the time of its induction in the year 1972. The Port has seen lot of expansion and increase in its activities resulting in increase in the movement of men, materials and vehicles. The spurt in the terrorists and sabotage activities in the country has drastically changed the security scenario there by thrusting more responsibility and accountability on CISF. Major priority of CISF is to ensure proper safeguard and protection of the vital installations of the port and smooth entry and exit of authorized men, materials and vehicles in the port thereby ensuring maximum output in the performance of the port.

Chennai Port Authority complies with Security Standards as stipulated in ISPS (International Ship & Port Facility Security) code. During the year under review, CISF provided excellent security and protection coverage to Chennai Port Authority which include movement of VIPs, foreign delegates committees, Diplomats & Navy and Indian Coast Guard. At Chennai Port CISF is equipped with Hand Held Metal Detector (HHMD), trolley mirrors, Alcohol testing equipment, Night Vision binoculars, Radiological detection equipment etc.

Radiological Detection Equipments

Vehicle Monitoring System: Radiological detection equipment for vehicle monitoring have been installed at '0' Gate, Gate No. 2 and Gate No. 10 to scan vehicles and imported containers & cargo for presence of any radioactive substance, which are monitored by CISF personnel.


Anti-Sabotage checks: Regular anti-sabotage checks are being done by CISF in port area to thwart any incident.

Implementation of RFID system: RFID System installed at all gates and the access control is through the RFID based passes.

CISF along with the Port Officials, Police and other State and Central Security / intelligence agencies participated in Coastal Security Exercise “Ops Chaukas”, “Ops SAJAG”, “OP Sentinel”, “Sea Vigil” and Sagar Kavach conducted in various periods. In addition, CISF conducts mock drill on fortnightly, monthly, quarterly and yearly basis on various scenarios. A joint mock drill exercise on Radio Active Blast conducted on 06.01.2023 in which CISF, NDRF, Port Fire Service, Medical Team of ChPA and ChPA management participated.

11. PORT FIRE SERVICES

82 Fire calls viz., 2 on board, 65 ashore and 15 Mock drill were attended and there was no major fire during the year 2022-2023.



ADMINISTRATION REPORT

FINANCE

1. INCOME

The Total Operating Income was Rs.968.77 Cr. during the year 2022-23 as compared to Rs.833.76 Cr. in the previous year. The Finance and Miscellaneous Income was Rs.388.44 Cr. as against Rs.331.22 Cr. in the previous year.

2. EXPENDITURE

The Operating Expenditure was Rs.642.59 Cr. during the year 2022-23 as compared to Rs.571.73 Cr. in the previous year. The Finance and Miscellaneous expenditure was Rs.558.56 Cr. during the year 2022-2023 as compared to Rs.480.14 Cr. in the previous year. Increase in operating income was due to cargo mix, increase in dollar rate and revision of SoR w.e.f. 20.01.2023. The increased operating income had been offset by the increase in operating expenditure mainly due to expenditure towards Maintenance dredging, increase in Fuel cost and provision made towards Wage Revision Arrears etc., the operating surplus increased by Rs.64.15 Cr.

3. WORKING RESULTS

The Operating Surplus was Rs.326.18 Cr. in 2022-2023 as against Rs.262.03 Cr. in 2021-22. The net Profit before tax was Rs.156.06 Cr. during 2022-23 as against net profit before tax of Rs.113.11 Cr. during the previous year. The reason for increase in Net surplus was due to increase in operating income and Finance & Miscellaneous Income. The amount available for appropriation for FY 2022-23 is Rs.156.06 Cr., the Authority had met the contribution to General Insurance Fund, Transfer of Fund to Other Funds (Cap I and Capital II) thereafter, balance amount available for the FY 2022-2023 is Rs.100.25 Cr. Necessary amount has been transferred to the Statutory Reserves for Replacement, Rehabilitation & modernization of Capital Asset and Reserve for Development.

4. COST RATIO

The percentage of direct cost (excluding depreciation and overheads) and total cost (including depreciation and overheads) to the earnings under the respective activities for the year and previous year are given below:

Activities	Percentage of cost to earnings			
	2021-2022		2022-2023	
	Direct Cost	Total Cost	Direct Cost	Total Cost
Cargo Handling and Storage	47	93	37	66
Port and Dock Facilities	29	61	36	77
Railways	233	815	497	1772
Rentable Lands & Buildings	15	126	11	129

5. CAPITAL EXPENDITURE

Capital expenditure incurred during the year 2022-23 was Rs.27.61 Cr. as against Rs.32.17 Cr. during the previous year.

6. Loan from SBI for acquisition of KPL

The Port had taken a term loan of Rs.1775 Cr. from SBI for acquisition of Equity shares in M/s. Kamaraj Port Limited. As on 31.03.2023 the Term Loan balance outstanding was Rs.1466.56 Cr.

ADMINISTRATION REPORT

HUMAN RESOURCES MANAGEMENT

1. CASTE DEMOGRAPHY

Orders of the Government in the matter of reservation in the appointment and promotion for the members of Scheduled Castes/Tribes/Other Backward Classes are followed by the port.

The Category wise and Class wise employment position as on 31.03.2023 was as under:

Category	Number of employees				
	Total	SCs	STs	OBCs	PHs
Class I	108	24	14	22	3
Class II	87	28	8	6	1
Class III	1763	427	56	479	37
Class IV	1196	306	25	235	21
Total	3154	785	103	742	62

The number of dependants registered for compassionate appointment during the year 2022-23 was 17 and 1 was appointed on compassionate grounds as per Court Order.

Promotions:

The promotions made during the year 2022-23 are furnished below:

Category	Total Notified	Total Filled	S.C.	S.T.
Class I	19	19	-	4
Class II	36	34	7	2
Class III	137	133	37	5
Class IV	66	13	3	-
Total	258	199	47	11

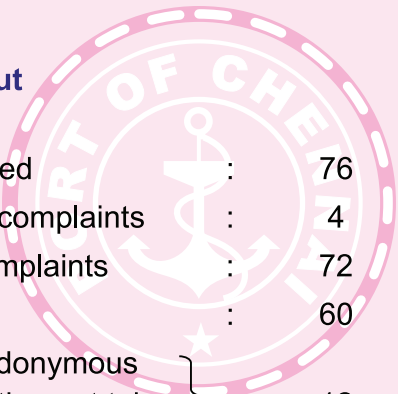
Direct Recruitment:

Category	Total Notified	Total Filled	S.C.	S.T.
Class I	5	-	-	-
Class II	-	-	-	-
Class III	1	-	-	-
Class IV	-	-	-	-
Total	6	-	-	-

2 PORT VIGILANCE

Vigilance Department at Chennai Port Authority serves as an extended arm of the Central Vigilance Commission and performs its functions on the guidelines given by the Central Vigilance Commission. Vigilance Administration in any organization is an integral function like any other function of management. The important functions of Vigilance Department include Preventive Vigilance, Punitive Vigilance and Surveillance & Detection. Preventive Vigilance includes surprise inspections, keeping track of sensitive spots which involves public dealing, scrutiny of procurement and contract files, scrutiny of property returns of Officers/employees, etc. Punitive Vigilance includes investigating verifiable allegations, processing investigation reports for further consideration of the disciplinary authority concerned, referring the matters to the Central Vigilance Commission for advice wherever necessary and initiation of Disciplinary proceedings against the erring Officials etc. This Office coordinates with Central Vigilance Commission (CVC), Ministry of Ports Shipping & Waterways (Vigilance Wing), Central Bureau of Investigation(CBI) and Chief Technical Examiner (CTE).

Status of Activities carried out



1. No. of complaints received	:	76
2. No. of Vigilance related complaints	:	4
3. No. of Non-Vigilance complaints	:	72
4. Action taken	:	60
5. No. of anonymous/pseudonymous Complaints for which action not taken	}	12
6. Under investigation	:	4
7. No. of Vigilance Clearance processed	:	2159
Class I & II	:	292
Class III & IV	:	1867
8. Scrutiny of files related to Movable / Immovable properties	}	69

Events

The Vigilance Awareness week was organized in the Port from 31.10.2022 to 06.11.2022. The theme for the year given by CVC was "Corruption free India for a Developed Nation". On this occasion, various programmes viz., Interdepartmental Quiz, Essay writing and Slogan writing in English/Tamil, were conducted for the officers/employees and students of various schools. 1638 participants took part in the events.

LEVERAGING TECHNOLOGY TO IMPROVE TRANSPARENCY:

- ❖ Vigilance corner is available in the Port Website to provide updated information on Vigilance activities.
- ❖ Complaints can be lodged online and status can be viewed based on complaint number provided by the system.
- ❖ A Toll free number 1800 425 0120 has been provided for receiving Vigilance related complaints.
- ❖ All Customer related information is uploaded in the Trust website.
- ❖ Initiatives on creation of user friendly online platforms.
- ❖ All Tenders are posted in the Port website.
- ❖ All Orders on works/contracts/supplies having threshold value of Rs. 50 lakhs and above are covered under Integrity Pact.
- ❖ The bill status and tracking the payment of bills has been displayed in the Port Web site.
- ❖ Availability of various status reports for different stakeholders.

System improvements issued by Vigilance:

The System improvements issued to prevent procedural lapses are:

- a. Irregularities in awarding Tender for valuation of lands of Chennai Port – While framing the NIT / minimum eligibility criteria based on the statutory acts / regulations etc. the department may clearly incorporate the adequate sub clause to overcome all complexities. The Tender Committee to record in the minutes with more clarity in respect of status of entire participated bidder's eligibility in transparent manner as per the extant rules and revised tender procedures.
- b. Unwarranted medicines beyond the scope of prescribed medicines by the referral hospitals – Nursing notes and Doctor's prescription shall be cross checked with the pharmacy bills and related documents submitted by the respective hospital for claim. Port Doctors' to obtain clarification for correctness of the claim.
- c. Irregularities in registering firms for empanelment of Hazardous waste handlers – Only authorized persons are to be posted in the registration / tapal work sections. The registration for empaneling hazardous waste / oil handlers may be made through online to avoid any corrupt deeds and for a clean transparent process. Upgrading / implementing the monitoring system for ensuring the firms are executing the job as designated through GPS system.

- d. In procurement of works different interpretation with regard to consideration of Tax component in similar work value – To consider the base cost by excluding the tax component. NIT and the Tender document shall indicate the estimated contract value in figures with the text exclusive of GST.

3. IMPLEMENTATION OF RTI ACT, 2005 IN CHENNAI PORT AUTHORITY

The Chennai Port Authority has implemented the Right To Information (RTI) Act, 2005 w.e.f. 12.10.2005. The facility to file online RTI application in respect of ChPA through DoPT's 'RTI Online portal' (<https://rtionline.gov.in/>) has been made available to the applicants w.e.f. 14.03.2017 to enable Citizens from all over the country to submit RTI Application or Appeal. Chennai Port Authority is now receiving RTI Applications/Appeals both on line and in physical form.

A Separate RTI Counter has been opened at “In-gate” of the Administrative Office Building and one staff has been exclusively posted to receive the applications / first appeals under RTI Act and also to assist the public under RTI Act. The help desk is functioning during office hours i.e. 10.00 Hrs. to 17.30 Hrs

Appointment of APIO/CPIO/FAAs

Under the provisions of the Right to Information Act, 2005, Chairperson, Chennai Port Authority has designated an officer from each department as Assistant Public Information Officers, Dy.HoD level officers as Public Information Officers and all the Heads of Departments as First Appellate Authority of the concerned department to deal with the Applications/Appeal under RTI Act, 2005.

The Name boards have been displayed exhibiting the name of the Asst. Public Information Officers / Public Information Officers and First Appellate Authorities at prominent places of the Port for the guidance of information seekers and also to create awareness among Port Employees, Port users and General Public.

Suo-motu Disclosure

All the Regulations of Chennai Port Authority framed under the Major Port Authority Act, 2021 and all other information as required under Section 4(1)(b) of the RTI Act 2005, have been published on the Port's website viz. www.chennaiport.gov.in.

Self appraisal reports w.r.t Transparency Audit are being submitted from the year 2019-20. Indian Maritime University has been requested for conducting third party audit of suo motu disclosure of Chennai Port Authority's web portal under Section 4 of the RTI Act, 2005.

Quarterly Reports

Quarterly Return of Chennai Port Authority under RTI Act are periodically uploaded in the Central Information Commission (CIC) Website and also in Port Website.

Payment of fee under RTI Act:

The applications / first appeals, seeking information under RTI Act are accepted in any form i.e. in person/by post/etc., with the prescribed fee of Rs.10/- by Bank/Cash/Money Order/Postal Order and Demand Draft.

Training

Regular training programmes are conducted to educate the Staff/Officers who are handling RTI Applications /Appeals, through the Centre for Human Resource Development (CHRD).

Applications/First Appeals received during the period from 01.04.2022 to 31.03.2023

During the year 2022-23 (from 01.04.2022 to 31.03.2023), 314 RTI applications and 46 first appeals have been received and disposed off. Apart from this, PIOs of Chennai Port had attended the Video Conferences conducted by CIC and disposed Six Second Appeals during the year.

4 STRENGTH OF STAFF AND EXPENDITURE

A comparative statement of the strength of Staff (other than shore labour) and the expenditure on them during the last three years ending 31st March is given below:

	31 st March 2021	31 st March 2022	31 st March 2023
Strength of Officers	183	193	192
Strength of Staff excluding Shore Labour (Class III & IV)	3359	3293	2816
Salaries & Wages of Officers	Rs. 34,89,78,068	36,28,98,179	39,20,44,776
Salaries & Wages of other Staff	Rs. 3,38,18,92,980	3,61,40,24,385	3,35,54,68,768
Ex-gratia/Productivity Linked Bonus to Officers and Staff	Rs. 5,27,30,433	4,38,91,623	4,28,78,732

The expenditure on staff given above includes payment to Project Staff which is charged direct to works. The details of payment to Project Staff are given below:

	2020-21	2021-22	2022-23
Salaries, wages & Bonus	Rs. 5,37,72,863	NIL	NIL

Payment made towards pension and gratuity during the year amounted to Rs.491.56 Crore as against Rs. 467.88 Crore during the previous year.

5. STAFF TRAINING

DETAILS OF TRAINING PROGRAMME CONDUCTED BY CHRD FOR THE YEAR 2022-2023

Sl.No.	Type of Training	No.of Training	No.of Nominees
1	In House	42	640
2	External	19	38

6. LABOUR WELFARE

Chennai Port Authority extends a number of welfare measures to the officers/employees and their family members. The major and important welfare measures that the Chennai Port has implemented are stated below:

QUARTERS

The Chennai Port has provided to the serving officers / employees with quarters at Tondiarpet, Clive Battery, Trust Villa at Royapuram, Spring Haven Road and Napier Bridge. There are 963 quarters of various types (Types I to V).

CHILDREN EDUCATIONAL ALLOWANCE

The Trust is granting children's educational allowance of Rs. 27,000/-per annum per child up to a maximum of two children of each employee in the category of class III & IV studying from L.K.G. to Hr. Secondary Courses and up to 2nd year polytechnic courses.

FAMILY DISPUTES: COUNSELING / ENQUIRY

Family disputes among the employees of the Trust and their relatives reported have often been solved from time to time.

CHENNAI PORT & DOCK EDUCATIONAL TRUST HR. SEC. SCHOOL

With a view to provide better educational facilities to the children of the employees of the Port and nearby residents studying from L.K.G. to XII Std., the Chennai Port is running the Chennai Port and Dock Educational Trust's Higher Secondary School with English / Tamil as a medium of instruction, at Chennai Port Tondiarpet Housing Colony. The Chennai Port is providing education to the wards of the employees and also to children of marginalized people living around the Tondiarpet Housing Colony.

WELFARE COMMITTEE

A Welfare Committee was formed to take care of efficient and orderly maintenance of the Tondiarpet Housing Colony and to promote co-operation, cleanliness, peace, amity and cordiality among the residents of the Colony since 1991.

OFFICERS' CLUB

An Officers Club is functioning for the benefit of the Officers of the Chennai Port.

STAFF INSTITUTE

A Staff Institute has been functioning at Anchor Gate Building in which Carrom, Chess, Gym, Yoga, Billiards and other Games are practiced by the staff of the Chennai Port for entertainment and for maintenance of physical and mental health and provided with a library.

SPORTS ACTIVITIES

Babu Jagajeevan Ram Sports Complex Stadium at Tondiarpet Housing Colony has a long pavilion with a capacity of thousand viewers. Two gyms for men & women residing at Tondiarpet Housing Colony & at Napier bridge officers' quarters are maintained for practicing exercises and Yogasanas to help them maintain their physical and mental health.

In addition, Babu Jagajeevan Ram Sports Complex is allotted to the educational institutions for conducting Sports Meet at a nominal charge.

CANTEENS

The Chennai Port is providing clean and hygienic canteen facilities to the officers and employees of the Port at a subsidized rate, named as Chennai Port Administrative Offices Canteen which is being outsourced by the Port and functioning at Administrative offices.

Library and Information Service

A well-equipped library within the office premises offers numerous benefits to employees, including easy access to knowledge, resources, and a conducive environment for learning and personal development.

The library houses a diverse collection of resources, catering to various interests and professional needs. The collection includes books, periodicals, Reference Materials etc. The Library provides facilities such as Reading Areas, Quiet Zones and Meeting Rooms. It offers various Services and Policies such as Membership - Borrowing, Renewal of books and other policies like fixing loan period and limits/overdue fines.

Chennai Thuraimuga Tamil Sangam

In order to promote Tamil Language, patriotism and unity among the employees of Port, 'Tamil Sangam' is conducting various programmes, such as poetry competition, pattimandrum and oratory meeting and various debates on publicizing the fame of Tamil Literature, Culture, Old Poets and Freedom Fighters from time to time.

Women Employees

For the welfare of the women employees the Chennai Port is conducting various awareness programmes on Medical treatment, Stress Management, Skin care, Production of Handicrafts etc. Competition for women was conducted and prizes were distributed to the winners on International Women's Day.

Family Security Scheme

A sum of Rs.16/- is deducted from the salary of each employee of the Port for payment of ex-gratia to the employees who died while in harness. The family of the deceased employee is paid a sum of Rs.20,000/- at the time of final settlement.

Funeral Expenses to the family of Deceased Employees

A financial assistance of Rs.6,000/- is provided to the family of an officer/employee who dies while in service towards funeral expenses.

SPORTS COUNCIL

- BODYBUILDING** : Chennai Port team has won First place in the AIMP Bodybuilding Championship for All Category (60 Kg, 70 Kg, & 70 Kg+) conducted by Chennai Port & KPL jointly from 20th to 22nd February 2023. Shri.D.Thangaraj, O.A.,General Administration Department,was crowned as "MR. MAJOR PORT FOR THE YEAR 2022-23"
- CARROM** : Chennai Port Carrom team won First place (Individual and overall) in the AIMP Championship organized by New Mangalore Port, from 29th November to 1st December 2022. Shri P.Arunagiri, Mech. HS, Gr.II, MEE Department and Shri.S.Rajkumar, Mazdoor, Traffic Department finished Second and Third respectively and the winner in veteran (50 plus) was Shri E.Murali, Shunting Master, Traffic Department. Shri R.Balaji, Greaser, Marine Department came first in 40 plus age group.
- CHESS** : Chennai Port Authority Chess Team emerged as the Winner of AIMP Team Chess Championship conducted by the Cochin Port from 22nd to 24th March 2023 Shri. S.Paul Arokia Raj, ATM, Traffic Department, retained the AIMP Individual Chess Title.
- CRICKET** : Chennai Port team has won Third Place in the AIMP Cricket Championship held at Kolkata from 5th to 10th December 2022.

- FOOT BALL** : Chennai Port team finished Third Place in the AIMP Football Championship conducted by Paradip Port from 11th to 16th December 2022. Shri S.Palani, O.A., Traffic Department Chennai Port received Best Goal Keeper award.
- HOCKEY** : Chennai Port team secured Third place in the AIMP Hockey Championship conducted by Mumbai Port from 7th to 10th February 2023.
- KABADDI** : Chennai Port team secured Second place in the AIMP Kabaddi Championship conducted by Chennai Port & KPL jointly from 20th to 22nd February 2023.
- SHUTTLE BADMINTON** : Chennai Port team secured Second place, both Men & Women, in the AIMP Shuttle Badminton Championship conducted by HDC, Kolkatta Port from 3rd to 6th February 2023. Also, the team secured Third Place in the Doubles Veteran (45+)
- VOLLEY BALL** : Chennai Port team secured Second place in the AIMP Volleyball Championship conducted by V.O.C Port from 29th to 31st January 2023.
- WEIGHTLIFTING** : Chennai Port team has won First place in the AIMP Weightlifting Championship conducted by Chennai Port & KPL jointly from 20th to 22nd February 2023. Shri E.Premkumar, Sr.Asst., Engg. Dept., was awarded “BEST LIFTER OF MAJOR PORTS FOR THE YEAR 2022-23” title and STYLISH LIFTER AWARD was given to Shri R. Mohana Krishnan, A.S., Traffic Department.

TECHNICAL OFFICIALS FROM CHENNAI PORT WHO ADORNED THE NATIONAL / INTERNATIONAL EVENTS:

International Arbiter ('A' Grade) **Shri. S.Paul Arokia Raj, Asst.Traffic Manager (Grade I), Traffic Department** was nominated by FIDE (World Chess Federation) to officiate as a Match Arbiter in the 44th Chess Olympiad held at Mahabalipuram, Chennai from 28th July to 8th August 2022.

Shri.Md.Riaz., A.S.V., Finance Department was nominated as a Lecturer in the World Athletic Coaches Education and Certification System Level-1 at Chennai from 15th to 26th October 2022.

Shri. M.S.Annakumar, Gateman, Traffic Department, was nominated as an Umpire/ Manager for the 1st Hockey India Junior Women West Zone Championship held at Rajnandgaon, Chhattisgarh from 19th to 26th March 2023.

Shri P.Rajkumar, Senior Assistant, Engineering Department, was nominated as a Manager for the Tamilnadu State Under-14 Cricket team held at Cochin from 24th January to 12th February 2023.

Shri. D.Clement Lourthuraj, Sr.W.Clerk, MEE Department, was nominated as a Manager of Tamilnadu Hockey Team for the 36th National Games held at Rajkot, Gujarat from 28th September to 11th October 2022.

Shri.D.Parthiban, P.S.Driver, MEE Department was appointed as the Coach for 6th Elite Men's National Boxing Championship held at Hisar, Haryana from 29th January to 9th February 2023.

Shri.V.R.Balaji, Motor Driver, Marine Department was nominated as a Team referee in Aquatics in the 36th National Games 2023 held in Gujarat from 29th September to 11th October 2022.

7. Medical Facilities

The Chennai Port Authority Hospital was inaugurated on the 1st of July 1939 as a small Dispensary and after 84 years, functions as a full-fledged Secondary Care Hospital. The hospital has the following two units.

1. The Main Hospital complex housing the Medical & Surgical Specialties, High end Laboratory, Casualty, Intensive Care Unit, Operation Theatre Complex, etc.
2. Diabetic Super Specialty Centre at the Diamond Jubilee Building opposite to the Main Hospital, which has the out-patient specialties and allied services including a dedicated Diabetology Service.

The 125 bedded Hospital has all broad Specialties (Medical and Surgical) and caters to a population of 33,000 approximately, including employees & their dependents, retired employees & their spouses and CISF employees & dependents. In addition, CHPA hospital also caters to KPL employees and other port retired employees settled in and around Chennai.

Services Available & Rendered:

The Hospital has a dedicated six bedded Intensive Care Unit, highly equipped Laboratory, State of the art operation theatre suites, Dialysis wing, an exclusive Diabetic Specialty service, modernized ward and State of the art equipment for both diagnosis and treatment.

The hospital is served by 19 regular doctors of all specialties and in addition 8-part time consultants are also available. The Hospital engages the service of part time visiting Specialists for such of those Specialties which are not available and also to enhance the service in available Specialties for the comprehensive benefit of the CHPA patients.

The Hospital has an elaborate Medical Stores Division taking care of the procurement of surgical, medical equipment and essential medicines. The Hospital has also empaneled 18 Hospitals (10 Multi - Specialty & 8 Single Specialty hospitals) and

5 Diagnostic Centers at CGHS rates for Super Specialty treatment for services not available with CHPA.

Allied Services

SIDDHA Clinic, a unit of Ayush started functioning in Chennai Port Authority Hospital w.e.f. 24.11.2022 for the benefits of CHPA patients as per the directive of Ministry of Ports, Shipping & Waterways.

Census

Total number of Out Patient services rendered for the year 2022-2023 is 1,03,231 and in-Patient census is 1,594.

In the SIDDHA Clinic, 1,494 patients availed the treatment from November-2022 to March-2023.

First Aid & Ambulance

The Ambulance and First Aid Service, Casualty (Emergency room) functioning round the clock. Presently, there are 2 Ambulances plying within the port and shift the patients from CHPA hospital to various referral hospital for the benefit of the patients. In addition one pickup vehicle also available to transport stable patients for Specialist consultation and investigation to the empaneled hospitals/diagnostic centres.

Hospital Kitchen & Diet

The in-house kitchen is manned by a permanent Dietician & Nutrition Specialist who personally monitor the dietary requirements of the patients according to their illness and to provide supplementary nutritional diet to all patients.

Presently, the Port Hospital is one of the well-known, well equipped Major Secondary Care hospital with in-house Specialties, well nurtured nursing service, emergency and first aid service etc.,

On Going Cleanliness Programmes

- **Swatch Sagar, Surakshit Sagar-** Cleaning campaign conducted in Main Hospital and Annex Building area on 16.08.2022 and Diamond Jubilee Building area on 16.09.2022.
- **Swatch Bharat Abhiyan- Swachhta Pakhwada-** Cleaning programme conducted at Hospital premises on 28.09.2022.
- **Swachh Bharat- Special Campaign 2.0** was conducted on 13.10.2022.
- **Swachta Programme-** Cleaning programme was conducted at Main hospital and Diamond Jubilee building area on 08.02.2023

Preventive and Promotive health Care:

- **Occupational health-** Issuing physical fitness certificate to stevedore employees including Canteen employees and Officers.
- Observed World **SCHIZOPHRENIA WEEK** on 23rd May-2022.
- **Amrit Mahotsav-** Booster Dose Vaccination Camp was conducted between 15th July 2022 to 30th September 2022 for employees and families. 52 persons were vaccinated.

- Commemorating 72nd Birthday of Hon'ble Prime Minister- **Conducted Health & Wellness Camp** at WQ-IV, Annai Sathya Nagar on 15th & 17th September 2022 for Port Users & Cruise Terminal.
- **Swatch Sagar, Surakshit Sagar-** Medical camp was conducted at Annai Sathya Nagar on 15.09.2022. 184 people were examined and medicines were dispensed to the needy people.
- **Raktdaan Amrit Mahotsav-** On 1st October 2022, Blood donation camp was conducted in association with KPL & Lions Club of Chennai Royal Elite District.
- Observed **World Mental Health Week** from 10th to 17th October 2022.
- **Oral & Breast Cancer Awareness programme** was conducted at Main Administrative Building on 3rd November 2022 in association with "Pen Nalam & Aan Nalam".
- **Azadi ka Amrit Mahotsav- on February 13th 2023,** Eye screening and Health check-up camp was conducted for employees, family members and School children at Port & Dock Welfare School, Tondiarpet.
- **Continuous Medical Education** programmes are being conducted in CHPA hospital for the benefits of doctors to update their medical knowledge.

8. Citizens Client Charter

The Chennai Port Authority Hospital has made a self-assessment of its services on the guidelines charted by the CCC and of the 8 parameters the Port Hospital achieved Excellence in all parameters.

Other facilities

- Total computerization of hospital (Hospital Information Management System) i.e. Medical registration, dispensing medicines and internal referral services including Laboratory & Diagnostics.
- Empanelled Multi-speciality & Single Specialty hospitals and Diagnostic Centres with Chennai Port Authority for the benefit of employees/pensioners.
- Exclusive Diabetic Specialty Centre.
- Liquid and Solid Bio Medical Waste management.
- Computed Radiography (X-Ray) system.
- Modernized Female Ward, Male Ward, Surgical Ward and Modular Offices.
- Wellness Clinics in the department of Psychiatry, Cardiology & Gynecology as per the guidelines of our National Health Policy.
- E – Office/ SAP
- Out of 67 sanctioned new Medical equipments, 63 Nos. were procured

Future Ongoing Plans

- Proposed to hire 1 No. BLS Ambulance and 1 No. Mini Transport Ambulance.
- Proposed to buy 17 more new Medical equipments for various departments.

ADMINISTRATION REPORT

GENERAL

1. PROGRESSIVE USE OF HINDI

All guidelines related to Official Language Implementation in the office is complied with. Efforts are taken to achieve 100% compliance with the policies. A glimpse of Official Language Implementation during the year is given below:

1.1 HINDI TRAINING

During the year 2022-2023, the number of Officers/Employees who have passed the Hindi examinations are as follows:

Name of the course	No. of Officers/ Employees passed
Prabodh	9
Praveen	22
Pragya	20

1.2 USE OF HINDI FOR PRESCRIBED PURPOSE

During the year 2022-2023, 483 documents were issued bilingually as required under section 3(3) of the Official Language Act, 1963. Accordingly, sec 3(3) of Official Language Act was complied with fully.

1.3 MECHANICAL AND ELECTRONIC DEVICES

Hindi software is available in all the computers.

1.4 ORIGINAL CORRESPONDENCE IN HINDI

During the year; 1,366 letters were issued in Hindi by the Chennai Port Authority to Regions A, B & C

1.5 CASH INCENTIVE FOR EMPLOYEES / CHILDREN

Cash incentives were given to children of Officers / Employees of Chennai Port Authority who have passed various Hindi Examinations conducted by Dakshin Bharat Hindi Prachar Sabha.

1.6 OFFICIAL LANGUAGE IMPLEMENTATION COMMITTEE

OLIC Meetings are conducted regularly once in every quarter. During the OLIC meetings, discussions were held on various items regarding implementation of Official Language Policy and actions are taken to implement the decisions. Awards for best implementation of Official Language during the quarter have been given to the Head of Department which implemented the Official Language.

1.7 HINDI COMPETITIONS

Hindi fortnight was organized from 16.09.2022 to 29.09.2022 and various competitions like Quiz, Essay writing Competition, poster making competitions were organized for Officers/Employees of Chennai Port and the prizes were distributed during Hindi Day Celebrations.

1.8 CELEBRATION OF HINDI DAY

Hindi Day was celebrated on 29.09.2022 at Chennai Port. Dr.P.S.Vijayragavan, Editor in-charge of Rajasthan Patrika, Chennai was the Chief guest of the function and Shri. S.Balaji Arunkumar, IRTS, Deputy Chairperson, Shri Indranil Hazra, Secretary, Shri. P.Radhakrishnan, Deputy General Manager (Civil), KPL and Smt.S.Aruna, Hindi Officer were present.

1.9 HINDI WORKSHOPS

Hindi Workshops were conducted once in every quarter to motivate the Officers / Employees of the Chennai Port Authority to work in Hindi. Certificates and books were distributed to the employees. 12 Officers and 105 Employees were trained in Workshop during the year.

1.10 SPECIAL ACHIEVEMENTS

- Shri Sunil Paliwal, IAS, Chairperson, Chennai Port Authority has participated in the special review meeting of Chennai TOLIC (PSU) on 10.05.2023. Shri. Ajay Kumar Mishra, Hon'ble Minister of State, Ministry of Home Affairs reviewed the performance of Hindi Implementation of TOLIC (PSU & BANK) Chennai.
- The employees of Chennai Port Authority have participated in Hindi Debate, Hindi Singing, Hindi Anthakshari and Hindi Quiz competitions conducted by TOLIC (PSU) Chennai and won special prize in Hindi Quiz.
- Chennai TOLIC (PSU) organized a training program on "Implementation of Official Language through MS Access" for the staff of member offices from 14.11.2022 to 18.11.2022 at AVNL Institute of Learning Avadi, Chennai in which Shri. M. Balraj, Hindi Translator and Shri R. Venkatesan, O.A. Grade-I participated.
- For the promotion of Hindi, the children of Chennai Port and Dock School were provided training in Hindi Rhymes and the children performed in the Hindi Day Celebrations.
- An awareness program on the constitutional provisions of the official language has been organized for the local college students.

- All the training material is made available in Hindi and uploaded on the website of Chennai Port Authority.

1.11 PUBLICATION OF E-MAGAZINES

12th issue of Hindi magazine “Sagar Saloni” was released during Hindi Day Celebration and the same was awarded 3rd Prize by TOLIC (PSU) Chennai.

1.12 CASH INCENTIVE FOR OFFICIAL USE OF HINDI

The incentive scheme prevailing in Chennai Port Authority is as follows:

“In a Calendar year i.e. from January to December, every year for writing 1000 words – Rs. 250/- and for every additional 1000 words Rs.300/- will be granted”

1.13 EBS Implementation

The files are being handled through e-office at Chennai Port. Hence bilingual facility is available in it. Common vocabulary of daily use is available in Hindi and English. More and more employees are being encouraged to work in Hindi.

In addition to the above, many special programs were organized for the employees in the modern context of official language Hindi. Several Hindi programs were organized during the year on the occasion of “Aazadi ka Amrit Mahotsav”.

2. DETAILS OF THE MARKETING EFFORTS

The marketing team is regularly organizing promotional activities to achieve the target and improve the port trade. The events conducted are furnished:

2.1. Trade Facilitation Meet

2.1.1. Chennai Port Authority participated in the Waterways Conclave 2022 held at Dibrugarh, Assam on 11th and 12th of April 2022. The main aim was to focus on the Waterways Ecosystem in the North Eastern Region of India.

2.1.2. As a part of the celebration of Azadi Ka Amrit Mahotsav week from 30th April to 6th May 2022 by the Ministry of Ports, Shipping and Waterways, Government of India, Chennai Port Authority and Kamarajar Port Limited jointly organized an Exhibition on the 75 years of development of ports on 02.05.2022.

2.1.3. The Drive Through Container Scanner was inaugurated by the Hon’ble Minister for MoPSW on 14.08.2022. The designed throughput of this Drive through Container Scanner is 100 containers per hour.

2.1.4. A Special Campaign – 2.0 – Workshop on ‘PPP Grievance Redressal Forum’ was convened on 29.10.2022 with the stakeholders viz. M/s.CCTPL & M/s.CITPL to identify / address all pending complaints / grievances / issues /communication.

2.1.5.Chennai Port participated in the CII-SR – 3rd Edition of Maritime Technology Conclave 2022 at Hotel TAJ Connemara, Chennai on 9.12.2022 to interact with the Industry leaders / relevant stakeholders of respective State / Central Government.

2.1.6. On 15.03.2023 a Grievance Redressal Forum was convened with the PPP operators / Stakeholders (CITPL/CCTPL) to discuss on the various issues raised by the PPP operators and stakeholders.

2.1.7. In addition to the above, various Interactive sessions were convened to understand the issues faced by the Trade Fraternity.

2.2 MOUs

MoU was signed between Chennai Port Authority and M/s. Waterways Leisure Tourism Private Limited, during the 1st Incredible India International Cruise Tourism Conference held on 15th May 2022 at Mumbai and M/s. Cordelia Cruises has commenced its cruise operations from Chennai Port on 02.06.2022.

2.3 Concessions extended

The following are the concessions extended to various customers:

2.3.1. Upfront Concession in VRC as per scheduled Scale of Rates on each vessel call for container vessels.

- a. 15% concession for all coastal container vessels.
- b. Concession Matrix for EXIM Container Vessels on upfront basis as follows:

Concession Matrix for EXIM Container Vessels on upfront basis						
GRT of vessel	TEUs per Voyage					
	0 to 1000	1001 to 2000	2001 to 3000	3001 to 4000	4001 to 5000	5001 & Above
Upto 30,000	20%	20%	25%	25%	30%	35%
30,001 to 60,000	20%	25%	25%	25%	30%	35%
60,001 to 70,000	30%	30%	30%	35%	35%	40%
70,001 & Above	35%	35%	40%	40%	45%	50%

- c. Additional loyalty discounts of 2% of the total VRC paid by them (after discount) for those container vessel services which make 30 to 49 calls per annum at the end of the year. For those services which make 50 or more calls per annum, 5% of the total VRC paid (after discount) shall be given as Loyalty reward at the end of the year.

2.3.2. Concession in VRC for coastal Vessels carrying Coastal Transshipment and EXIM Laden Transshipment cargo

- Upfront concession of 70% in VRC for Coastal Vessels carrying 100 TEUs or more of EXIM Laden Transshipment Containers per voyage.
- Upfront concession of 50% in VRC for Coastal Vessels carrying either 100 TEUs of Coastal Laden Transshipment Containers or 100 TEUs of combined EXIM and Coastal Laden Transshipment Containers.
- Coastal container ships carrying laden transshipment containers can avail any one of the above concessions and no other concessions for coastal vessels can be availed along with this concession.
- For Foreign vessels carrying 100 TEUs or more of EXIM Transshipment containers on each of its voyage - 5% additional concession upfront on Vessel Related Charges of Chennai Port's Scale of Rates (SoR) along with the existing VRC concession.

2.3.3. Concession in VRC of the Container vessels handled by M/s.Transworld Feeder Pvt Ltd., (M/s.TFPL)

- An MoU was entered between Chennai Port and M/s.TFPL on 27.07.2021 for a period of two years for handling EXIM Laden Transshipment Containers at Chennai Port.
- The salient features of MoU are as under:
- M/s. TFPL shall make a minimum of 10 voyages per quarter through Chennai Port
- M/s. TFPL shall handle a minimum of 1500 TEUs of EXIM Laden Transshipment Container per quarter (or) 6000 TEUs of EXIM Laden Transshipment containers per year through Chennai Port
- If both the conditions are satisfied, then Chennai Port will extend concession of 50% in VRC for such vessels of M/s. TFPL.
- If more than 48 voyages are handled in a year, 2% of the net VRC collected for that year shall be reimbursed as Loyalty Discount to M/s. TFPL.

2.3.4. 10-year Concession - Memorandum of Agreement (MoA) with M/s. Hyundai Motors India Ltd. (till 2028) & M/s.KIA Motors (till 2029)

Memorandum of Agreement (MoA) with M/s. Hyundai Motors India Ltd (HMIL) & M/s.KIA Motors (KIA) for a period of 10 years has been signed offering Concession in Vessel and Cargo Related Charges for export of Completely Built Car Units through Chennai Port by Ro-Ro vessels.

Significant Features are;

- 1) Concession on Wharfage ranging from 50% to 70%.
- 2) Concession on Vessel Related Charges from 10% to 30%
- 3) Hassle free documentation at the time of moving cars into the port

ChPA shall provide :

- ❖ Paved storage area within the Port for export cars
- ❖ Priority Berthing
- ❖ Space for stacking of Cars based on committed volumes
- ❖ Free storage for 20 days

2.3.5. Concession for Cruise vessels

The Ministry of Shipping, vide letter No.SW-15011/2/2020-MG dt.14.08.2020 has directed to implement the following rationalization of tariff for Cruise Vessels for a period of one year with immediate effect.

Further, as per the MoPSW direction dated 31.05.2021, Chennai Port Trust has issued a Trade Notice No. 05/2021, dated 30.07.2021 informing the trade that the tenure of rationalization of Tariff for Cruise Vessels arriving in India has been extended for a further period of one year beyond 13.08.2021 i.e. upto 13.08.2022.

1. The port charges for a cruise ship to be charged at \$ 0.085 per GRT ('Fixed Rate') and \$ 5 per passenger ("Head Tax") for the first 12 hours stay. Ports will not charge any other rate like berth hire, port dues, pilotage, passenger fee, etc.
2. For the period exceeding 12 hours stay, the fixed charges on Cruise Ships will be equal to the Berth Hire Charges payable as per SoR (with 40% discount as applicable for cruise ships).
3. Further, cruise ships making
 - a. 1 – 50 calls per year to get 10% rebate.
 - b. 51 – 100 calls per year to get 20% rebate.
 - c. Above 100 calls per year to get 30% rebate.
4. Thereafter for the next two years, depending upon the rate at which the cruise industry revives itself, the tariff may be rationalized by splitting it into two components viz. fixed rate on ship's GRT and charges per passenger basis (head tax), in a ratio to be decided later. The volume discounts during this period would be as follows:
 - a. 50 – 74 calls per year to get 10% rebate.
 - b. 75 – 100 calls per year to get 15% rebate.
 - c. Above 100 calls per year to get 20% rebate.

3. DEVELOPMENTAL PROJECTS

A. PPP PROJECTS

1. Development of Outer Harbour at Chennai Port

Chennai Port had drawn up a proposal in 2007, to develop a Mega Container Terminal at North of Bharathi Dock under PPP mode on DBFOT basis at an estimated cost of Rs.3686 Crores, to handle large container vessels.

As the response to the tenders invited during 2011, 2012 and 2013, were poor and not responsive even after restructuring the Project during 2013 as “Development of Outer Harbour Project at Chennai Port”, it was proposed to wind up the Outer Harbour Project. However, Chennai Port Board deferred winding up of the project till the situation improves.

Meanwhile, in June 2017, Navy showed interest to examine the feasibility of the terminal for their vessels in the location earmarked for “Outer Harbour Project”, however, during March 2020 Navy informed that the requirement of the terminal will be reviewed at a later date. Hence, it was decided to drop the proposal.

Chennai Port is aiming to switch over as a landlord Port, in a phased manner by privatizing its berths for operation, so as to optimise its capacity utilization. Further, consequent to the acquisition of Kamarajar Port Limited (KPL) by Chennai Port during March 2020, KPL has become the fully owned company under ChPA. Therefore, any business plan, proposals for capacity augmentation, cargo sharing should be planned in such a manner that existing capacity at both the entities are optimally utilized and not to have any adverse impact on the business. The Outer Harbour Project is not included in the shelf of New Projects identified in the approved Revised Master Plan 2022 for Chennai Port up to 2035.

Considering the above, Board, vide BR No:176 of the Meeting held on 18.02.2022, resolved to drop the proposal of “Development of Mega Container Terminal at Chennai Port on DBFOT basis” later restructured as “Development of Outer Harbour Project at Chennai Port”. Accordingly, MoPS&W has been informed, vide letter dated 10.03.2022, on the decision of the Board for dropping the project.

2. Development of Barge Handling Facility at BD on DBFOT basis (Est.Cost: Rs.27.29 Cr.)

A Barge handling facility was proposed for development on DBFOT basis at Bharathi Dock of Chennai Port at an estimated cost of Rs.27.29 crores and was awarded to Chennai Bunkering Terminals Pvt Ltd in January 2013; the Concession Agreement (CA) was signed on 30.03.2013. Due to failure of CBTPL to fulfil Conditions Precedent of the Concession Agreement, the Concession Agreement was terminated in February 2016. The Concessionaire invoked Arbitration proceedings after hearing proceedings.

The Sole Arbitrator issued the arbitral award on 30.03.2018 in favour of Chennai Port. The Claimant, CBTPL filed OP 415 on 25.04.2018 in the High Court of Madras

challenging the Arbitral Award. Judgement on the above OP was passed on 30.04.2019 wherein the impugned award of the learned Arbitrator was set aside.

ChPA filed Original Side Appeal before the Hon'ble High Court of Madras on 09.07.2019 challenging the above judgement passed. The Hon'ble Division Bench granted stay of the order passed on OP No:415 of 2018 by an Interim order dated 23.07.2019 and the matter is sub-judice.

Meanwhile, as an alternative, the project of "Construction of Bunker berth at Bharathi Dock" of a 182m long and 16.50m wide and will enable handling of Bunker Tankers up to 10000 DWT. Berth portion completed on 10.05.2021 and commissioned on 01.07.2021 for operation. Balance portion of Approach Trestle work completed on 20.01.2023.

3. Leasing of boat basin / timber pond to ICG for berthing infrastructure, pollution response team and slipway at Chennai Port

During 2015, ICG evinced interest to develop Dry-Dock facility through their own funds on long term lease basis and ICG offered to develop the Dry Dock on lease. In April 2019, ICG informed that MoD sanctioned the project of leasing of Timber Pond / Boat Basin area from ChPT for the period of 99 years.

ICG remitted Rs.453.63 Cr. towards part payment of Upfront premium. ChPA informed ICG to remit the difference in Upfront premium and SD amounting based on the prevailing G-Sec rate as on September 2019.

Based on ChPA Board approval, vide B.R. No.130 dated 17.12.2021, Chennai Port, vide letter dated 05.03.2022, conveyed consent to ICG, for granting 25% concession on the upfront Premium for 99 years lease; and Waiver of Security Deposit & also to inform ICG to remit the balance amount of Rs.162,88,82,800/- (incl. GST); duly informing to remit the balance amount before March, 2022, in order to avoid penalty.

Based on the outcome of the Meeting held on 04.07.2022, under the Chairmanship of Chairperson, ChPA and ICG officials, ICG, vide letter dt.15.07.2022, forwarded the corrected draft SLA and LOA and the same is under scrutiny by ChPA. ICG requested ChPA, vide letter dated 17.01.2023, to delink the issue of signing of LoA and SLA with the remittance of balance amount, ChPA, vide letter dated 13.02.2023, informed ICG that the request of ICG cannot be considered. ICG to pay the balance amount of Rs.162.89 Cr. before signing of SLA / LOA.

ICG, vide letter dated 15.02.2023 & 21.02.2023, requested ChPA to issue a revised offer validity without application of penal interest as the said Project is for the purpose of National security and interest and to extend the revised offer validity without application of penal interest till the end of March 2023. Board, vide Board Resolution No:189 of 2022-23 dated 15.03.2023, of the Circular Agenda, resolved (i) To consider the request of ICG for revised offer validity for payment of the balance amount of Rs.162,88,82,800/- (incl.GST), without application of penal interest till 31st March 2023, and (ii) To inform ICG accordingly and suitably modify the relevant clauses in the draft SLA and LOA. The same was conveyed to ICG, vide letter dated 16.03.2023. The Board also confirmed Circular Agenda dated 08.03.2023, vide BR No:197 dated 23.03.2023.

ChPA Board, in its meeting held on 09.05.2023, resolved vide B R No.7 of 2023-24 to give time to ICG upto 30.06.2023 for making the balance amount of Rs.162,88,82,800/- (incl.GST) without imposing the penal interest and to levy interest @ 15% per annum for the first 3 months effective from 01.07.2023 and levy interest @ 18% per annum thereafter till the date of payment, in case the payment is not made before 30.06.2023 and same was informed to ICG vide ChPA letter dated 25.05.2023.

Meanwhile, Ministry, vide letter dated 27.07.2023, requested ChPA to provide inputs in respect of certain points raised by ICG letter dated 13.07.2023 from Coast Guard Headquarters, which include “Re-consideration of Additional Amount Payment of Rs.162 Cr. and signing of SLA for Lease of Timber Pond Facility at Chennai”.

In this regard, ChPA vide letter dated 22.08.2023, informed the ministry that Chennai Port is not in a position to consider the request of MoD to consider waiver of the payment due of Rs.162,88,82,797/-, as ChPA has already extended 25% concession on the upfront premium and waived off the Security Deposit, in line with decisions already taken by MoPSW and MoD and agreed to by ICG. ICG is yet to remit the amount Rs.162.89 Cr. till date.

4. Setting up a dedicated facility at Bharthi Dock Berths I & III (Berth No:26B & 27B) to handle POL/other liquid cargo on Captive basis:

During the Review Meeting at Chennai on 19.12.2019 with the Chairmen of all Major Ports, Secretary (Shipping) suggested to explore the possibility of providing existing berths / infrastructure under PPP mode so that in near future the Ports smoothly shift to Landlord model.

Based on the above direction, it is proposed to explore the possibility of setting up the dedicated facilities at the existing Berths No.26- B & 27- B by Port Dependent Industries (PDI) for handling POL and other liquid cargoes as per the Policy for award of water front and associated land to Port Dependent Industries in Major Ports (Captive Policy).

As BD I and BD III was constructed way back in 1972 and 1987 respectively, CPCL has shown interest in taking these berths only after rehabilitation of these berths is completed. ChPA has taken up the rehabilitation through NTCPWC.

LoA for PMC services was issued to NTCPWC on 05.04.2023 on nomination basis. NTCPWC has submitted the Estimate for “Rehabilitation of BDI and BD III and allied works”, amounting to Rs.16.82 Crore (Including GST).

Since the estimate exceeds Rs.10 Cr., the estimate is submitted to the ChPA Board for its appraisal after the recommendation of the Investment Appraisal Committee.

5. Development of Multimodal Logistics Park at Mappedu, Chennai

MoRT&H approved the Management model for implementation of “Establishment of Multimodal Logistics Parks (MMLP)” through PPP mode, by forming an SPV with Stakeholders viz., NHLML, ChPA, TIDCO and RVNL as equity partners and the MMLP infrastructure to be developed by a private developer.

MoU signed among National Highways Logistics Management Limited (NHLML), Chennai Port Authority (ChPA), Tamil Nadu Industries Development Corporation Limited (TIDCO) and on 12.10.2021 and a Supplementary MoU also executed on 24.05.2022 to include Railway Vikas Nigam Limited (RVNL) as a partner to induct its participation and contribution towards development and implementation of Rail connectivity to MMLP.

The estimate cost of MMLP is Rs.1423.50 Cr. (including Rs.782.58 Cr. to be invested by the Concessionaire). NHLML is the implementing agency through SPV, "CHENNAI MMLP PRIVATE LIMITED" comprising NHLML, ChPA, TIDCO & RVNL. Foundation Stone laid by Hon'ble Prime Minister on 26.05.2022.

The total area for development of MMLP is 184.27 acres. ChPA has offered land parcels measuring to an extent of 120.46 acres at Mappedu, which was leased from SIPCOT, for the development of MMLP project. TIDCO is facilitating the acquisition of additional land for the project.

Letter of Award (LoA) for "Development, Operation and Maintenance of the Multimodal Logistic Park at Mappedu on DBFOT basis" issued to the Concessionaire, M/s Reliance Industries Limited, Navi Mumbai, on 11.11.2022. Concession Agreement executed between the SPV, CHENNAI MMLP PRIVATE LIMITED and the Concessionaire, M/s Reliance Industries Limited on 26.12.2022.

The Development of MMLP is envisaged in three Phases:

Phase-1 (2024) is to be completed by 2 years from Appointed Date, at an investment cost of Rs.349.78 Cr. – Area – 64 Acres (Approx.)

Phase-2 (2032) is to be completed within 10 years from the Appointed Date, at an investment cost of 122.52 Cr - Area – 64 Acres (Approx.)

Phase-3 (2037) is to be completed within 15 years from the Appointed Date, at an investment cost of Rs.310.28 Cr - Area – 64 Acres (Approx.)

Period of Project: 45 years (including the construction period from the Appointed Date)

B. MAJOR ROAD CONNECTIVITY PROJECTS

1. Chennai Ennore Port Road Connectivity Project (formerly EMRIP)

The project network covering 29.138 km, comprises widening and strengthening of existing roads connecting Port to National Highways viz. Ennore Expressway, Tiruvottiyur-Ponneri-Panchetty road and Manali Oil Refinery at a revised estimate cost of Rs.600 Cr. The work commenced in April 2011 and completed in May 2016, except 330m stretch near Fishing Harbour. CEPRCL/NHAI commenced Toll collection for the completed stretch from 20.02.2019. Work completed during 1st week of March 2022 and put to use.

2. New Four lane Elevated Road from Chennai Port to Maduravoyal (Under Gati Shakti Initiatives)

The Elevated road project from Chennai Port to Maduravoyal was formulated in 2007 to provide direct connectivity from Chennai Port to hinterland through NH4 without interfering with City roads. The Project proponents are National Highway Authority of India (NHAI), Chennai Port Authority (ChPA) and Government of Tamil Nadu (GoTN) and NHAI is the implementing agency. The project under BoT model commenced during 2011 was stalled due to intervention of GoTN during 2012, citing violation of alignment along Cooum river. After pursuance of MoS & ChPA, GoTN issued NoC in May 2017 for the revised alignment with certain conditions, based on the recommendations of Technical Committee.

During the review meeting held on 02.12.2019, the Hon'ble Minister (RT&H), GoI suggested that keeping in view of urgency for implementation of the project and potential of returns to NHAI, the project may be bid on EPC mode by NHAI. NHAI vide letter dated 23.07.2020, informed that Competent Authority has given approval to take up the project on EPC mode.

Subsequently, as suggested by the Hon'ble Minister during the review meeting held on 16.02.2021, the project is proposed as a Double Deck Elevated Road with 13 Entry/Exit Ramps for Public and Port traffic under EPC mode, in which Tier-I meant for local city vehicles & Tier-II for Port bound vehicles. This project is included under National Infrastructure Pipeline (NIP) projects.

The project will ease the movement of vehicular traffic to the Port and will help the EXIM containers in reducing the cost of logistics. It will also generate considerable benefits both to the Trade and National Economy. The project corridor commences at Chennai port (Gate 10) near War Memorial and passes along the banks of Cooum river up to Koyambedu and then joins with the existing elevated road crossing Maduravoyal interchange at NH4.

The Capital Cost of the project was Rs.5510 Cr. and the total length of this road is 20.565 km. MoU entered among NHAI, GoTN, ChPA and Indian Navy on 16.05.2022, in the presence of the Hon'ble Chief Minister of Tamil Nadu and the Hon'ble Minister of State for Road Transport & Highways. Foundation Stone laid by Hon'ble Prime Minister on 26.05.2022.

Ministry of Environment, Forest and Climate Change, vide letter dated 17.04.2023, accorded CRZ clearance for the project.

NHAI, the Implementing agency, awarded the contract for all four packages in July 2023. Expected Completion by April 2026.

C. OTHER MAJOR PROJECTS

I. COMPLETED PROJECTS:

1. Construction of Bunker Berth at Bharathi Dock (Est. Cost: RS. 44 Cr.; Capacity: 1 MTPA, Funding: GBS: Rs.22 Cr; Balance: Internal Resources) (Under PM Gati Shakti Initiatives)

Construction of a 182m long and 16.50m wide Bunker berth at Bharathi Dock has commenced and will enable handling of Bunker Tankers up to 10000 DWT. On completion of the work, ChPA will emerge as a major hub for bunkers and cater to

ships calling at the Port and also outer anchorage for mainline vessels passing Chennai Port. Berth portion completed on 10.05.2021 and commissioned on 01.07.2021 for operation. Balance portion of Approach Trestle work completed on 20.01.2023. Inaugurated by the Hon'ble Minister of PSW & AYUSH on 23.04.2023.

2. Providing Paver Block Yard, Bituminous approach road and Auxiliary Building for Development of Goods Shed at Jolarpet. (Est. Cost: Rs.6.71 Cr. Funding: Internal Resources) (Under PM Gati Shakti Initiatives)

For better use of the Rail infrastructure and to avoid traffic congestion on the roads, Chennai Port participated in the tender called for by Southern Railway for Development of Goods shed at Jolarpet on revenue sharing basis (80%). Southern Railway entrusted the development works to ChPA.

The Goods Shed facility will enable movement of cargo from Jolarpet to Chennai Port through rail mode and increasing the rail modal share movement of cargo especially containers. Port will get a revenue share (from Southern Railway) from the Terminal Access Charges (TAC) and Terminal Charges (TC) collected by Railways.

Infrastructure development involved loading / stacking concrete Yard of 15,000 Sq.m, erection of high mast tower, provision of approach road, Dalal and rest rooms, toilet facility at Jolarpet Rail yard.

Contract awarded for original works on 31.01.2022 at a value of Rs.4.58 Cr. an additional scope of work i.e. extension of bituminous approach road from Chainage 75m to 305m (length of 230 m) was awarded on 09.02.2023 at a revised total contract value of Rs.5.05 Cr. Work completed on 21.03.2023. Inaugurated by the Hon'ble Minister of PSW & AYUSH on 23.04.2023.

3. Development of Paved Storage Yards at Chennai Port for handling Export Cargoes (Est. Cost: Rs. 54 Cr.; Funding: GBS: Rs.27 Cr; Balance: Internal Resources)

Development of Paved Storage yards for a total extent of 11.32 ha. was developed at ONB Yard and backup area of JD(E) & JD(S) for handling a variety of dry bulk cargoes in a clean manner without emanation of dust. In future premium cargoes including Containers, Cars and Project cargo can also be handled at these yards. The Paved Storage Yard completed in May'19. The ancillary works included in the overall estimate for this project viz., Electrical works, procurement of rails & Storm water drain etc., were completed in Sep'2020. Balance ancillary work "Providing Pavement and laying Railway Track at ONB Yard & JD(E) Backup area at Chennai Port" at an estimate cost of Rs.4.56 Cr. Work completed on 16.06.2023.

4. Sewage Treatment Plant 40 KLD (Est.Cost: Rs.80 lakhs (incl. O&M); Funding: Internal Resources.)

Survey, Investigation, Design, Construction, Testing, Commissioning and Operation of Sewage Treatment Plant of 40 KLD capacity on Advanced MBBR Technology at Napier Bridge officers' quarters. Enable reuse of waste water after treatment for non-potable purposes like horticulture works, sprinkling of water on roads for dust suppression, etc

Meets the requirement / stipulation under environmental standards including pre-requisite obligation for obtaining ISO 14001-2015(EMS) certification for Chennai Port Authority.

LoA issued to L1 bidder M/s. Enviro Chem Engineers and consultants India Pvt. Ltd. Chennai at a value of Rs.65.35 lakhs on 05.09.2022. Work completed on 21.03.2023. Inaugurated by the Hon'ble Minister of PSW & AYUSH on 23.04.2023.

**5. Supplying and fixing of fenders at JD 4 & JD6 berths
(Est. Cost: Rs.2 Cr. Funding: Internal Resources)**

Contract awarded on 02.09.2022 at a value of Rs.146.27 lakhs. Work completed on 05.07.2023.

6. Periodical Monitoring and testing of various environmental parameters inside the Chennai Port (Est. Cost: Rs. 44 lakhs)

Monthly Ambient Air Quality monitoring, ground water and Marine water monitoring in Chennai Port being carried out regularly. Noise level monitoring being carried out seasonally. The above works are in compliance with the stipulation of the MoEF&CE while according environmental clearance for Port Projects. The contract completed on 30.06.2023.

7. Providing New Steel Truss roofing system for Western shed of Heavy workshop (Est. Cost: Rs.4.61 Cr.)

The existing Western shed of Heavy workshop building located near 10th gate, the shed in open condition without roof. Based on the demand for covered sheds, it is proposed to provide Steel Roof Truss over the western shed of Heavy workshop for an area of 144m x 36m (southern portion) including improvement works to the building. Contract awarded on 23.12.2022 and work completed on 19.09.2023.

II. ONGOING PROJECTS:

1. Supply, Installation, Commissioning and Operation & Maintenance of Continuous On-line Ambient Air Quality Monitoring (CAAQM) stations at three locations inside Chennai Port for a period of 5years (Est. Cost: Rs.4 Cr.)

Supply and Installation of three continuous Ambient Air Quality Monitoring is under process. The Project was implemented to comply with the recommendations of the Empower Committee of the SC for handling dusty cargoes in an Environmental Eco friendly manner. 4 Nos. of Electronic display boards are displayed at different locations inside the boundary walls of the Chennai Port Authority and display levels of AAQ inside the Port data is being monitored and the monitored data is shared to care Air Centre of TNPCB.

2. Periodical monitoring and testing of various environmental parameters inside the chennai port premises and tondiarpet housing colony for the period of 2 years (2023-2025) (Est. Cost : Rs.0.22 Cr.)

Contract for Periodical Monitoring and Testing of various Environmental Parameters in Chennai Port for a period of 2 years was awarded on 21.06.2023 at a value of Rs.14,92,076.39 (Excl. GST) and the work is in progress, which involves the following:

- Ambient Air Quality Monitoring(AAQ) - 12 Locations
- Potable water - 20 Locations
- Marine water - 10 Locations
- Noise level - 21 Locations

3. Development of Buffer Parking Yard for Trailers / Trucks at the Backup area of berth No.24B (BD II) In Chennai Port: Est. Cost: Rs.52.85 Cr. (Civil works – Rs.46.15 Cr. and Mechanical and Electrical works – Rs.6.7 Cr.) (Under PM Gati Shakti Initiatives)

Development of Buffer Parking Yard for trailers / trucks at the backup area of Berth No.24B (BD II), erstwhile Ore Berth, in an area of about 84000 sq.m. including Storm water drain-cum-cable chase providing facilities, such as Dormitory, Toilets & Bathing for drivers, Canteen, Office space, Area earmarked for DPE boxes examination, Reefer points, Repair Work Station for the container trailers/trucks, ATM facility, Illumination, High Mast towers, CCTV cameras, RFID, scientific allotment of slots for parking, Gate Appointment System – Integration with terminal operator – software, etc.

LoA issued for Civil construction works on 25.01.2023 at a value of Rs. 32.69 Cr. Expected completion by December 2023. Work in progress.

Meanwhile, action for procurement of RFID completed and purchase orders placed for i) Boom barrier and ii) for CCTV. Installation of RFID, Boom barrier and CCTV will be done once the civil works are completed. Contract awarded for Illumination work, Power supply arrangements and electrical works on 04.07.2023, 12.07.2023 & 18.07.2023 respectively. The entire project is expected to be completed in Dec'2023 and commissioned by January 2024.

4. (i) Removal of Existing Diamond Crossing with 60 kg CMS Diamond crossing and Direct entry to center yard and CONCOR yard to center yard to avoid Double handling by IPRCL (ii) Electrification of Railway lines with top wiring for engine on load concept at Western Yard (Est. Cost: Rs.7.22 Cr) (Under PM Gati Shakti Initiatives)

IPRCL submitted Draft Feasibility Study Report on 13.12.2022 and ChPA issued LoA to IPRCL on 24.01.2023 for preparation of Detailed estimate and Project management Consultancy (PMC). Work is in progress. Expected completion by December 2023.

5. Construction of STP of capacity 90KLD at EE(C)CDI Division office premises. (Est. Cost: Rs.1.57 Cr.)

Contract awarded on 20.01.2023 at a value of Rs.1Cr. Period of completion: 210 days, O&M Period: 5 years. Work in progress. Scheduled completion by October 2023.

6. **Removing the Damaged ACC sheet and replacing with non – Asbestos Corrugated Roofing sheet at E1 & E4 Warehouse in EE(C) CD I Division. (Est. Cost: Rs.5.32 Cr)**

Contract awarded on 28.03.2022. Work in progress. Expected completion by December 2023.

7. **Removing the Damaged ACC sheet and replacing with non – Asbestos Corrugated Roofing sheet at JD I, JD III, JDV(North) in EE(C) CD I Division. (Est. Cost: Rs.4.41 Cr.)**

Contract awarded on 04.03.2022. Work in progress. Expected completion by December 2023.

8. **Replacement of Damaged ACC sheet roofing in Centre Berth, WQ III Transit Sheds with Non- ACC Sheet roofing, replacement of damaged flooring and renovation works in Centre Berth, WQ III and WQ IV Transit Sheds. (Est. Cost: Rs.6.80 Cr.)**

Contract awarded on 18.06.2023. Work in progress. Expected completion by December 2023.

9. **Improvement to the Quarters and other structure at Tondiarpet housing colony (Est. Cost: Rs. 11.09 Cr.)**

Contract awarded on 11.07.2022. Work in progress. Expected completion by October 2023.

10. **Concreting the Coastal Road between road junction behind 'E' Complex godown and Hazardous Cargo drain in CHPA. (Est. Cost: Rs. 3 Cr.)**

Contract awarded on 08.06.2022. Work in Progress. Expected completion by December 2023.

11. **Renewal of 60Kg PSC crossing sleepers, crossing stock & Tounge rail etc., in 8.5 switch portion in Marshalling yard at inner Harbour. (Est.Cost:Rs.1.96Cr.)**

Contract awarded on 08.05.2023. Work in Progress. Scheduled date of completion 19.12.2023.

12. **Augumentation of Fire Fighting System at Oil Dock:**

The Fire Fighting System at Oil Dock BD-1 & BD-3 is being upgraded to meet OISD Standard 156 of 2017 at an estimated cost of Rs.28.58 crores through IOCL on cost sharing basis. NIT issued on 12.04.2023. Tender opened on 09.05.2023. Price bid opened on 17.07.2023. Awaiting approval from competent authority of IOCL for awarding the contract to successful bidder.

III. FUTURE PROJECTS.

- a. **Development of Internal Road Network inside the Port for effective entry and evacuation of Cargo**

- ◆ In order to streamline the cargo movement inside the port, it is proposed to take up a Feasibility study for identification of bottleneck, conceptualization of traffic dispersal pattern post operationalization of upcoming “New four lane elevated

road from Chennai Port to Maduravoyal”, capacity assessment of existing infrastructure, forecast of future traffic, identification of road infrastructures such as flyover, ROB etc.

- ◆ Technical Consultant has been appointed in August 2023 for feasibility study and preparation of Detailed Project Report for “Development of Internal Road Network inside the Port for effective entry and evacuation of Cargo” and the Study report expected by March 2024.

b. Strengthening and widening of JD entrance wall (Est. Cost: Rs.154.60 Cr.)

The Jawhar Dock comprises six berths - 3 on the east and 3 on the west and the entrance to the dock was constructed in 1960's is 34.50m wide. Due to increase in size of the vessels calling at JD, vessels are forced to squeeze through narrow entrance of the JD basin and causing damages to the entrance walls. Hence, the National Technology Centre for Ports, Water ways and Coast (NTCPWC) at IIT Madras has been entrusted a consultancy work to study and provide permanent remedial measures to sort out the problem. Accordingly, NTCPWC submitted Final Detailed Project Report on 20.06.2023. The estimate cost of the Project is Rs.154.60 Cr. Board has accorded approval for the SFC Memo and the same was sent to Ministry on 13.10.2023 for approval.

c. Construction of Four EXIM Godowns and development of concrete roads around the EXIM Godowns in Chennai Port (Est. Cost: Rs.73.91 Cr.)

It is proposed to construct 4 EXIM Godowns (18,000 sq.m) including construction of Retaining wall, Road around the building, Electrical substation with cable chase, Electrification /Illumination facility, Roof top Solar panel over Godowns. Board approved the estimate sanction vide BR No.31/2023-24 dated 09.05.2023. Tenders will be invited after obtaining CRZ and Environmental Clearance for the Project. Presently Chennai Port is in the process of obtaining one time environmental clearance.

d. Development of Paved storage yards (Phase-II) (Est. Cost: Rs.61 Cr.)

Development of Paved storage yards at west, north and south sides of C1 and C2 ware house at Marshalling Yard - 65,600 sqm (approx.) ii) Development of Paved storage yards at JD East backup area -27600 sqm (approx.). Estimate prepared and obtained In principle approval of Competent authority.

4. MUTATION OF ALL LAND RECORDS

The Mutation of Land records have been taken up and after persuasion with the Govt. of Tamil Nadu, Revenue Department, the patta, PLR extract & FMB sketches are obtained for the surveyed land area of 425 Acres out of 456 acres of surveyed land area. This apart, a detailed land survey was conducted by the Govt. of Tamil Nadu, Revenue Department during May 2019 and 324 acres of land was notified in Chennai district Gazette on 23.11.22. On request by CHPA, Survey settlement conducted survey on 04.02.23, 27.02.23 and 02.06.23 for the un-surveyed land area of about 371 acres created inside the Port and the process of Mutation of land records is under process for this land area at Govt. of Tamil Nadu. However, the entire land is under possession of Chennai Port Authority and protected by peripheral compound wall.

5. GREEN PORT INITIATIVES

The Ministry of Shipping in India has started a new project to aim to help make major Ports across the country cleaner and greener.

Project Green Ports will include 12 initiatives, such as preparation and monitoring plans, plantation, the acquisition of equipment required for monitoring environmental pollution and setting up sewage treatment plants. Other projects include setting up facilities for energy generation from renewable energy sources, the completion of Oil Spill Response facilities and improving the quality of harbour waters.

These will aim to promise the cleanliness of the port premises, such as cleaning the wharf, repairing of port roads and modernizing all the toilet complexes in the operational area.

Preparation, Monitoring and Testing of Ambient Air quality, Marine water, Potable water and Noise level periodically.

Construction of Sewage Treatment Plant of 40KLD capacity was completed on 21.03.2023. The Operation & Maintenance (O&M) for further period of 5 years was commenced from 14.06.2023.

Construction of Sewage Treatment Plant of 90KLD capacity is in progress.

Proposal for setting up of STP having 120KLD capacity at Tondiarpet colony and 100 KLD capacity at Rajaji salai are under planning stage.

Environmental Management System

- Monitoring and testing of various Environmental parameters for the ChPA as per various statutory guidelines.
- ISO 14001-2015 Certification for the ChPA.
- Submission of compliance reports of conditions stipulated in Environmental Clearance accorded for various projects of ChPA.
- Coordination with the respective authorities of TNPCB, CPCB and MoEF & CC pertaining to ChPA Projects.
- Obtaining consent to operate to entire port facilities of 18 berths including Canteen and Heavy Work shop for Chennai Port Authority.
- Obtaining CRZ clearance from DCZMA, TNSCZMA from Govt. of Tamil Nadu and MoEF & CC, Govt. of India, New Delhi for the ChPA projects whenever required.
- Obtaining renewal consent for ChPA Hospital regularly.
- Road sweeping machine is being used to maintain the ChPA roads and yards including wharves.
- Planting of Tree saplings under the scheme of Green Port Initiative for 12115 Nos. completed. Area of Plantation completed is 10%. In addition, 2000 Nos. of tree saplings are being planted.
- Fog cannon machine is being used to maintain the ChPA roads and yards including wharves periodically.

- Procurement of 3000 Ltr. Capacity Composting Machine is under process as composting is a way of breaking down complex organic substances into simpler ones with the help of micro-organisms present in the soil to cater to the need of Canteen waste.
- Solar Power:- As recommended by the consultant M/s. KITCO regarding space availability 500KW, Rooftop Solar Power Plant system installed in two phases in the available space at ChPA. In 1st phase 100 KW solar Power plant system commissioned during the year 2014 and in the 2nd phase 400 KW Solar Power Plant system commissioned during the 2017. Around 6.3 to 6.8 Lakhs units green energy is being generated per Annum from this Rooftop Solar Power Plant System thereby carbon emission of 536 Ton to 578 Ton is being avoided per Annum.
- To permit the Load Vehicle Trailers possessing periodical renewed Pollution Under Control (PUC) Certificate with current validity.
- To reduce the energy CFL with LED Bulbs were already provided in ChPA.
- To maintain the signage's wherever necessary to create more awareness for Energy Management.
- Replacing the existing Effluent Treatment Plant (ETP) in Chennai Port Authority.

6. SWACHH BHARATH ABHIYAN

Swachh Bharath Abhiyan (SBA) or Swachh Bharath Mission (SBM) was officially launched on 2nd October'2014 at Rajghat, New Delhi by Hon'ble Prime Minister of India Shri.Narendra Modi.

Chennai Port is also implementing SBA since 2016 to improve the Port premises to keep clean and neat by carrying out various activities identified under 22 major heads by Ministry of Shipping.


The activities include Cleaning Wharf, Cleaning and Repairing of Sheds & Port roads, modernizing all toilet complexes in operational area, Painting & White washing all office buildings, Removing unnecessary vegetation etc.,

Chennai Port utilized a sum of

- Rs.731 lakhs (Including the grant of Rs.329 lakhs) for FY 2016-2017
- Rs.340.32 lakhs (Including the grant of Rs.200 lakhs) for FY 2017-2018
- Rs.179.29 lakhs (Including the grant of Rs.200 lakhs) for FY 2018-2019
- Rs.271.05 lakhs for FY 2019-2020, and grant not received from MoS
- Rs.132.86 lakhs for FY 2020-2021, and grant not received from MoS
- Rs.201.60 lakhs for FY 2021-2022, and grant not received from MoS
- Rs.228.68 lakhs for FY 2022-2023.

Chennai – 600 001.

**CHAIRPERSON
CHENNAI PORT AUTHORITY**




CHENNAI PORT AUTHORITY



PART – II

**STATISTICS
OTHER THAN ACCOUNTS**

2022-2023



STATISTICS OTHER THAN ACCOUNTS

TABLE No.	CONTENTS	Page No.
1A	Topography of the Port	67
1B	Storage Capacities	68
1C	Berth Particulars	69
1D	Floating Crafts	70
1E	Cargo Handling Equipments	71
2A	Total Import Traffic	72
2B	Total Export Traffic	73
2C	Commoditywise traffic handled during the last five years	74
3	Flagwise Distribution of Import Cargo	75
4	Distribution of Import Cargo Handled	77
5	Distribution of Export Cargo Handled	78
6	Number and Type of Containers Handled	79
7A	Number and Size of Ships	80
7B	Operational Statistics For The Last Five Years	81
8	Performance of Ships	82
9	Distribution of Pre-berthing Delay	83
10	Distribution of Non-working time at Berth	84
11	Berth Occupancy	85
12	Availability of Cargo-Handling Equipments	86
13	Utilisation of Cargo-Handling Equipments	87
14	Cargo Handling Productivity	88
15	Tare weight of Containers	89

STATISTICS OTHER THAN ACCOUNTS

TABLE No.	CONTENTS	Page No.
16	Commodity-wise Export Cargo Received	90
17	Commodity-wise Import Cargo Despatched	91
18	Employment at Port	92
19	Particulars of Accidents	93
20	Financial Indicators	94
21	Capital Expenditure of Plan Schemes	95




TABLE NO. 1
VITAL PORT STATISTICS
(A) TOPOGRAPHY OF THE PORT

Location		Entrance Channel		Turning Circle		Type of Dock/Port	
Latitude	Longitude	Length (Mtrs.)	Minimum Depth (Mtrs.)	Minimum Width (Mtrs.)	No.	Diameter (Mtrs.)	
13° 06' N	80° 18' E	About 7000 m.	Inner channel 18.6 m. below CD Outer channel 19.2 m. below CD	Gradually increases from 244 m. to 410 m. at the bent portion then maintains a constant width of 305 m.	1 (Outer Harbour)	560	All weather artificial harbour with one outer harbour and one inner harbour with a wet dock and round the clock navigation facilities.

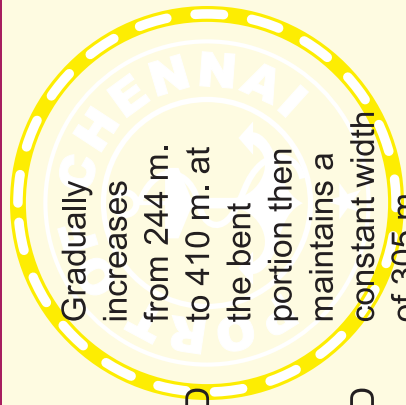


TABLE NO. 1 VITAL PORT STATISTICS (B) STORAGE CAPACITIES AT PORT

Type	Dry storage Accommodation				Liquid Storage tanks				Container		
	Number	Area (Sq. Mtrs.)	Location		Number	Capacity (Kls / Tonnes)	Type of Cargo	Number	Location		
			inside Port / Outside Port	inside Port / outside Port					Inside Port / Outside Port	Capacity / Area (Sq. Mtrs.)	Remarks
A) PORT OWNED											
a) Covered											
i) Transit shed/ Overflow sheds	4	10,160	Inside Port	-	-	-	-	-	-	-	1.WQ-III,2.WQ-IV,3.CB,4.Hazardous Cargo 1.JD-I, 2.JD-III, 3.JD-V(N), 4.JD-V(S), 5.M1,6.M2,7.E1,8.E4,9.Old Chokani, 10.Old MSD, 11.Spare Parts Ward 1&2 12.Spare Parts Ward 3&4. 4628 x 2= 9256
ii) Ware Houses	12	48,944	Inside Port	-	-	-	-	-	-	-	
iii) Exim Godown	2	9,256	Inside Port	-	-	-	-	-	-	-	
Total Covered Area		68,360									
b) Open	-	1,342,529	Inside Port	-	-	-	-	-	-	-	
B) AREA ALLOTTED & VACANT											
a) Covered											
i) Transit shed	-	10,160	Inside Port	-	-	-	-	-	-	-	
ii) Ware Houses	-	31,607	Inside Port	-	-	-	-	-	-	-	
iii) Vacant Area	-	26,593	Inside Port	-	-	-	-	-	-	-	
Total Covered Area	-	68,360	Inside Port	38	205123.73	Edible Oil, CBFS, Fuel oil	-	-	-	-	
b) Open											
i) Allotted Area	-	327,723	Inside Port	46	141215.64	Phosphoric Acid,Edible Oil, Non Hazardous 'liquid Cargo	-	-	-	-	
ii) Vacant Area	-	226,599	Inside Port								
iii) Other open area											
Transit - 222604											
Long Term Lease/ Licence -565603											
iv) Total open Area	-	1,342,529	Inside Port		346339.37						Coast Guard, CONCOR, Navy, Customs, CCTPL, CITPL

TABLE NO. 1
VITAL PORT STATISTICS
(C) BERTH PARTICULARS

Sl. No.	Berth	Type	Rated Capacity (MTPA)	Capacity at Desired occupancy (MTPA)*	Draft In (Metres)	Quay Length (Meters)	Remarks
DR. AMBEDKAR DOCK :							
1	19A - NQ	Passenger/General/Liquid Bulk	1.0	0.7	8.50	198.00	
2	18A - WQ-1	General/RO-RO/Liquid Bulk	1.4	0.9	11.00	170.60	
3	17A - WQ-2	General/RO-RO/Liquid Bulk	1.5	1.0	12.00	170.60	
4	16A - CB	General/Food Grains	2.2	1.5	12.00	170.60	
5	15A - WQ-III	General/Food Grains	2.7	1.9	12.00	170.60	
6	14A - WQ-IV	General/Passenger	2.7	1.9	11.00	170.60	11 M upto 795 M & 9.5 M upto 810 M
7	13A - SQ-1	General/Dry Bulk	2.6	1.8	9.50	246.60	
8	6A - SQ-II	General/Dry Bulk/Liquid Bulk	1.4	1.0	9.50	179.00	
JAWAHAR DOCK :							
9	12J - JD-1	Dry Bulk/General	4.2	2.9	12.50	218.33	
10	11J - JD-3	Dry Bulk/General	4.3	3.0	13.00	218.33	
11	10J - JD-5	Dry Bulk/General	3.1	2.2	13.00	218.33	
12	07J - JD-2	Dry Bulk/Liquid Bulk/General	4.4	3.1	14.00	218.33	
13	08J - JD-4	Dry Bulk/Liquid Bulk/General	2.8	2.0	14.00	218.33	
14	09J - JD-6	Dry Bulk/Liquid Bulk/General	3.3	2.3	12.50	218.33	13.0 M during High Water
BHARATHI DOCK :							
15	26B - BD1	POL	6.7	4.7	14.60	355.65	
16	24B - BD II	POL/Other Liquid	2.8	2.0	16.50	382.00	
17	27B - BD III	POL	25.7	18.0	16.50	307.10	17.0 M during High Water
CHENNAI CONTAINER TERMINAL PVT LTD (TERMINAL - I)							
18	20B - CTB 1	Containers			13.40	200.00	
19	21B - CTB 2	Containers	31.3	26.5	13.40	200.00	
20	22B - CTB 3	Containers			13.40	200.00	
21	23B - CTB 4	Containers			15.00	285.00	
CHENNAI INTERNATIONAL TERMINAL PVT LTD (TERMINAL - II)							
22	5A - SCB 1	Containers			15.00	275.00	} Port side alongside from 12.5 mtrs onwards
23	4A - SCB 2	Containers	29.5	25.1	15.00	270.00	
24	3A - SCB 3	Containers			15.00	287.00	
New Berth at Bharathi Dock (under construction)							
25	01B - CB 1	Coastal cargo including cereals, pulses, iron & steel, metal scrap, stone, timber etc.	1.0	0.7	11.00	130.00	
26	02B - CB 2	Coastal cargo including cereals, pulses, iron & steel, metal scrap, stone, timber etc.			10.00	130.00	
27	Bunker Berth		1.0	0.7	9.00	180.00	
			TOTAL	135.6	103.9		

* Desired occupancy for Container berths 85% and Non Containerised berths 70%

TABLE NO. 1
VITAL PORT STATISTICS
(D) FLOATING CRAFT

Sl. No.	Name of Craft	Capacity	
A-DREDGERS			
B-TUGS			
		Bollard Pull (Tons)	BHP
1	Ocean Fame (On Charter)	40	2 x 1800
2	Sealion Admiral (On Charter)	50	2 x 2500
3	Ocean Bliss (On Charter)	60	2 x 2682
C-PILOT LAUNCHES			
1	Poomarichan		2 x 603
2	ABS Rohini		2 x 700
3	SHM XI CISF Patrol Boat (On Charter)		2 x 330
D-SURVEY VESSELS/BOATS			
E-MOORING LAUNCHES			
1	Mullai		125
F-MULTI PURPOSE HARBOUR VESSEL			
1	ORV Marutham		2 x 680

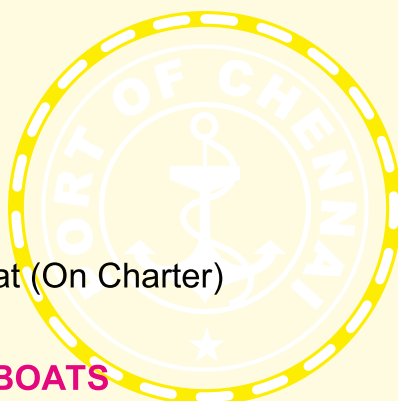


TABLE NO. 1
VITAL PORT STATISTICS
(E) CARGO HANDLING EQUIPMENT

Description	Number
Diesel Electric Loco	
i) 700 HP	7




TABLE NO. 2A
TOTAL IMPORT TRAFFIC HANDLED ACCORDING TO
PRINCIPAL COMMODITIES DURING 2022 - 2023

(in tonnes)

SI.No. (1)	Commodity (2)	Overseas (3)	Coastal (4)	Total (5)
1	CONTAINER	14,007,670	1,013,173	15,020,843
2	OTHER BREAK BULK	1,229,675	16	1,229,691
3	DRY BULK:			
	a) Phosphate	266,049	-	266,049
	b) Chemical Manures	-	-	-
	c) Sulphur	14,000	-	14,000
	d) Others	1,468,146	387,096	1,855,242
	TOTAL DRY BULK	1,748,195	387,096	2,135,291
4	LIQUID BULK:			
	a) Lubricants	-	-	-
	b) Other Mineral Oils	9,664,817	2,822,251	12,487,068
	c) Palm Oil	790,019	-	790,019
	d) Sunflower Oil	425,425	-	425,425
	e) Soyabean Oil	-	-	-
	f) Others	30,418	164,280	194,698
	TOTAL LIQUID BULK	10,910,679	2,986,531	13,897,210
	TOTAL (1 TO 4)	27,896,219	4,386,816	32,283,035
	TOTAL IMPORT TRAFFIC			32,283,035

TABLE NO. 2B
TOTAL EXPORT TRAFFIC HANDLED ACCORDING TO
PRINCIPAL COMMODITIES DURING 2022 - 2023

(in tonnes)

SI.No. (1)	Commodity (2)	Overseas (3)	Coastal (4)	Total (5)
1	CONTAINER	12,391,430	964,614	13,356,044
2	OTHER BREAK BULK	589,908	1,693	591,601
3	DRY BULK:			
	a) Food Grains	31,600	-	31,600
	b) Barytes	792,683	-	792,683
	c) Others	222,936	6,500	229,436
	TOTAL DRY BULK	1,047,219	6,500	1,053,719
4	LIQUID BULK:			
	a) Lubricants	-	-	-
	b) Other Mineral Oils	1,102,360	558,455	1,660,815
	c) Others	4,000	-	4,000
	TOTAL LIQUID BULK	1,106,360	558,455	1,664,815
	TOTAL (1 - 4)	15,134,917	1,531,262	16,666,179
	TOTAL EXPORT TRAFFIC			16,666,179

TABLE NO. 2C
COMMODITYWISE TRAFFIC HANDLED DURING THE LAST FIVE YEARS

(in '000 tonnes)

Commodity	2018-19	2019-20	2020-21	2021-22	2022-23
LIQUID BULK					
POL - CRUDE	10256	10281	8180	9192	11365
PRODUCT	3041	3139	2049	2658	2783
EDIBLE OIL	1421	1212	874	960	1219
CHEMICALS	123	110	120	130	119
OTHER LIQUID	87	74	45	65	76
TOTAL LIQUID BULK	14928	14816	11268	13005	15562
CONTAINER					
CCTL	12649	9332	10404	14095	12730
CITPL	18589	17357	16361	16828	15641
INNER HARBOUR	25	21	3	2	6
TOTAL CONTAINER	31263	26710	26768	30925	28377
DRY BULK					
PELLETS	0	0	33	0	113
BARYTES	859	602	380	850	793
FERT. FINISHED	26	0	135	0	0
FERT. RAW	225	187	202	268	280
YELLOW PEAS	57	0	0	0	0
MAIZE	0	0	62	84	32
DOLOMITE	609	334	142	56	70
INDUSTRIAL/SALT	44	33	53	45	122
GYPNUM	421	235	145	188	347
LIMESTONE	1864	346	1770	73	12
COBBLE STONE	157	159	130	202	174
CEM. CLINKERS	84	8	0	0	0
SILICA SAND	124	111	86	87	152
CLAY	6	0	0	0	0
SCRAP	34	9	30	106	1088
LATERITE	0	0	0	422	0
OTHER DRY BULK CARGO	57	80	25	20	6
TOTAL DRY BULK	4567	2104	3193	2401	3189
BREAK BULK					
GRANITE	290	250	33	78	61
IRON & STEEL	1523	2411	1900	1400	984
CEMENT	0	3	5	15	1
PROJECT CARGO	184	204	155	191	285
TIMBER AND LOGS	5	0	0	0	0
RO-RO	165	243	175	227	304
OTHER/MISC	87	18	56	322	186
TOTAL BREAK BULK	2254	3129	2324	2233	1821
GRAND TOTAL	53012	46759	43553	48564	48949

TABLE NO. 3
FLAGWISE DISTRIBUTION OF CARGO HANDLED DURING 2022 - 2023
(in '000 tonnes)

SI. No.	Nationality	Non Cargo Vessels	Cargo Vessels	Cargo Tonnage		
				Imports	Exports	Total
(1)	(2)	(3)	(4)	(5)	(6)	(7)
OVERSEAS						
1	Indian	1,112	73	3,409	766	4,175
2	American	2	2	34	9	43
3	Antiguan	1	37	54	87	141
4	Bahamian		14	223	140	363
5	Bangladeshi	1	2	14	-	14
6	Barbadian		2	12	1	13
7	Belizean		1	10	-	10
8	Cayman Island		2	2	-	2
9	Chinese	1	107	2,629	2,001	4,630
10	Cook Island		1	5	-	5
11	Cypriot		15	378	377	755
12	Danish		15	30	80	110
13	Dominican		1	-	1	1
14	Dutch		9	-	13	13
15	Egyptian		1	50	-	50
16	Gabonese		2	19	-	19
17	German		4	159	140	299
18	Greek		17	1,900	60	1,960
19	Indonesian		11	233	150	383
20	Italian		2	36	-	36
21	Jordanians		2	1	1	2
22	Kiribati	5	1	9	-	9
23	Korean	2	63	1,301	764	2,065
24	Liberian	1	176	6,411	2,926	9,337
25	Luxembourg		2	1	1	2
26	Malaysian		8	75	86	161
27	Maltese		36	1,358	838	2,196
28	Marshall Islands	2	86	2,083	1,409	3,492
29	Myanmar		3	14	11	25
30	Norwegian		9	227	-	227

TABLE NO. 3 (Contd)
FLAGWISE DISTRIBUTION OF CARGO HANDLED DURING 2022 - 2023

(in '000 tonnes)

Sl. No.	Nationality	Non Cargo Vessels	Cargo Vessels	Cargo Tonnage		
				Imports	Exports	Total
(1)	(2)	(3)	(4)	(5)	(6)	(7)
OVERSEAS						
31	Panamanian	2	250	2,653	1,615	4,268
32	Philippine		2	19	-	19
33	Portuguese		20	695	646	1,341
34	Russian		11	6	15	21
35	Saudi Arabian		4	-	7	7
36	Singaporean	3	150	3,383	2,513	5,896
37	Spanish		1	-	1	1
38	St. Vincent		3	17	20	37
39	Tanzania		1	17	-	17
40	Thai		23	391	271	662
41	Turkish		1	4	-	4
42	Tuvaluan	1	6	64	18	82
43	Vietnamese		17	81	112	193
TOTAL		1,133	1,193	28,007	15,079	43,086
COASTAL						
1	Indian	-	305	3,633	1,282	4,915
2	Bahamian	-	36	2	2	4
3	Bangladeshi	-	12	49	34	83
4	Indonesian	-	1	10	-	10
5	Italian	-	4	27	-	27
6	Korean	-	4	50	-	50
7	Liberian	-	13	69	34	103
8	Maltese	-	9	61	-	61
9	Marshall Islands	-	3	75	-	75
10	Myanmar	-	1	9	-	9
11	Panamanian	-	26	275	152	427
12	Philippine	-	1	-	10	10
13	Singaporean	-	4	31	-	31
14	Vietnamese	-	4	73	-	73
TOTAL		-	423	4,364	1,514	5,878
GRAND TOTAL		1,133	1,616	32,371	16,593	48,964

TABLE NO. 4
DISTRIBUTION OF IMPORT CARGO HANDLED ACCORDING TO ORIGIN DURING 2022 - 2023

Sl. No.	Origin	Commodities Handled					Total
		Dry Bulk	Liquid Bulk	Break Bulk	Containers		
(1)	(2)	(3)	(4)	(5)	(6)	(7)	
1	COASTAL	387,096	2,963,611	368	1,013,173	4,364,248	
2	U S A	454,605	-	5,792	-	460,397	
3	C I S *	-	1,647,947	34,661	-	1,682,608	
4	JAPAN	9,510	-	154,809	-	164,319	
5	GERMANY	-	-	195	-	195	
6	WEST EUROPE	411,557	129,709	1,315	-	542,581	
7	SOUTH AMERICA	-	89,641	1,001	-	90,642	
8	EAST EUROPE	-	51,435	775	-	52,210	
9	EAST AFRICA	65,011	-	-	-	65,011	
10	WEST AFRICA	78,000	-	-	-	78,000	
11	SOUTH AFRICA	207,710	907,440	24	-	1,115,174	
12	CANADA	-	-	-	-	-	
13	OTHER SOUTH EAST ASIAN COUNTRIES	11,500	988,598	40,308	-	1,040,406	
14	OTHERS	510,302	7,203,809	993,731	-	8,707,842	
15	OVERSEAS CONTAINER CARGO	-	-	-	14,007,670	14,007,670	
Total		2,135,291	13,982,190	1,232,979	15,020,843	32,371,303	

*CIS - Common Wealth of Independent States

TABLE NO. 5
DISTRIBUTION OF EXPORT CARGO HANDLED ACCORDING TO DESTINATION IN 2022 - 2023

(In tonnes)

Sl. No.	Destination	Commodities Handled				Total
		Dry Bulk	Liquid Bulk	Break Bulk	Containers	
(1)	(2)	(3)	(4)	(5)	(6)	(7)
1	COASTAL	40,500	504,329	4,248	964,614	1,513,691
2	U S A	455,149	-	39,559	-	494,708
3	C I S *	-	-	10,760	-	10,760
4	JAPAN	-	37,213	1,083	-	38,296
5	GERMANY	-	-	528	-	528
6	WEST EUROPE	-	2,000	97,467	-	99,467
7	SOUTH AMERICA	-	-	33,320	-	33,320
8	EAST EUROPE	-	-	13,885	-	13,885
9	EAST AFRICA	-	-	26,568	-	26,568
10	WEST AFRICA	-	-	4,489	-	4,489
11	SOUTH AFRICA	-	-	13,198	-	13,198
12	CANADA	-	-	3,839	-	3,839
13	OTHER SOUTH EAST ASIAN COUNTRIES	33,750	97,782	199,215	-	330,747
14	OTHERS	524,320	947,290	145,932	-	1,617,542
15	OVERSEAS CONTAINER CARGO	-	-	-	12,391,430	12,391,430
	Total	1,053,719	1,588,614	594,091	13,356,044	16,592,468

*CIS - Common Wealth of Independent States

TABLE NO. 6
NUMBER AND TYPE OF CONTAINERS HANDLED
DURING THE YEAR 2022 - 2023

Category	Type	20ft		40ft		45ft		Total (TEUs)		
		Normal (Reefer)	(3)	Normal (Reefer)	(4)	Normal (Reefer)	(5)	Normal (Reefer)	(6)	
(A) IMPORTS	FCL	2,45,953	(1,308)	2,08,719	(4,770)	84	(1)	6,63,559	(10,850)	
	LCL	-	(-)	-	(-)	-	(-)	-	(-)	
	EMPTY	29,438	(-)	22,570	(-)	4	(-)	74,586	(-)	
	TOTAL (A)	2,75,391	(1,308)	2,31,289	(4,770)	88	(1)	7,38,145	(10,850)	
(B) EXPORTS	FCL	1,50,789	(1,501)	1,25,395	(10,589)	41	(-)	4,01,661	(22,679)	
	LCL	-	(-)	-	(-)	-	(-)	-	(-)	
	EMPTY	87,221	(-)	74,884	(-)	41	(-)	2,37,071	(-)	
	TOTAL (B)	2, 8,010	(1,501)	2,00,279	(10,589)	82	(-)	6,38,732	(22,679)	
(C) TRANSHIPMENT	LOAD	33,345		6,259		-		45,863	(-)	
	EMPTY	2,940		2,038		-		7,016	(-)	
	TOTAL (C)	36,285		8,297		-		52,879	(-)	
(D) SHIFTING	IMPORTS	1,422		1,041		3		3,510	(-)	
	EXPORTS	1,422		1,041		3		3,510	(-)	
	TOTAL (D)	2,844		2,082		6		7,020	(-)	
(E) TOTAL (A+B+C+D)			5,52,530	(2,809)	4,41,947	(15,359)	176	(1)	14,36,776	(33,529)

TABLE NO. 7A
NUMBER AND SIZE OF SHIPS HANDLED DURING 2022 - 2023

(in tonnes)

Sl. No.	Category	No. of Vessels*	SIZE			
			NRT	GRT	DWT	
(1)	(2)	(3)	(4)	(5)	(6)	
1	Ships for cargo operation					
	CONTAINER					
	Cellular	}	689	8,435,239	17,131,852	20,622,572
	Combi carriers					
	Container oriented vessels					
	BREAK BULK CARRIERS	301	2,967,744	6,894,858	6,828,524	
	DRY BULK					
	Conventional	92	1,492,675	2,578,545	4,418,539	
	Mechanical	-	-	-	-	
	LIQUID BULK					
	Crude	110	4,931,094	8,235,637	15,305,472	
	Products	200	1,877,886	4,186,625	6,773,041	
	Chemicals	15	89,985	185,217	285,600	
	Vegetable Oils	139	742,107	1,581,995	2,504,030	
	Others	16	31,085	83,217	115,729	
	Total (A)	1,562	20,567,815	40,877,946	56,853,507	
2	Passenger Vessels (B)	16	58,425	180,670	50,064	
3	Others (C) Tourist	38	964,601	1,777,383	148,130	
	Grand Total (A+B+C)	1,616	21,590,841	42,835,999	57,051,701	

* Excludes non-cargo vessels like bunkering, naval, repair and survey vessels.

TABLE NO. 7B
OPERATIONAL STATISTICS FOR THE LAST FIVE YEARS

Sl.No.	Description	2018-19	2019-20	2020-21	2021-22	2022-23
1	No. of Cargo Vessels	1606	1464	1315	1444	1616
2	No. of Non-Cargo Vessels	873	831	621	773	1113
3	Cargo Handled (In Tonnes)					
	Import	35678912	30441081	27659019	29970148	32283035
	Export	17333347	16317486	15894306	18594314	16666179
	Total	53012259	46758567	43553325	48564462	48949214
4	Average PBD (Hrs) - Port account	0.80	0.76	0.82	0.76	0.81
5	Average PBD (Hrs) - Overall	0.95	0.83	1.41	1.45	0.81
6	Average TRT (Days) - Port account	1.65	1.66	1.72	1.76	1.58
7	Average TRT (Days) - Overall	1.98	2.00	2.17	2.25	2.00
8	Average Parcel Size	32873	31958	33190	33505	30299
9	Average Ship berthDay Output (In Tonnes)	17288	16470	15928	15497	15672
10	Overall Berth Occupancy (In%)	52.97	44.55	35.90	44.62	42.10
11	No.of Coastal Passenger Vessels	25	23	5	1	51
12	No.of Foreign Tourist Vessels	5	2	0	0	3
13	Containerised Cargo (In TEUs)	1619857	1383971	1386926	1602319	1470305
14	No.of Cars	119171	174595	133562	170482	231412
15	Modal Transport of Cargo (In Million Tonnes)					
	By Rail	5.02	2.94	4.48	2.69	1.50
		(9.47%)	(6.29%)	(10.30%)	(5.54%)	(3.07%)
	By Road	34.48	30.21	28.93	34.14	33.44
		(65.05%)	(64.62%)	(66.43%)	(70.29%)	(68.31%)
	By Pipelines	13.51	13.60	10.14	11.73	14.01
		(25.48%)	(29.09%)	(23.27%)	(24.17%)	(28.62%)

TABLE NO. 8
PERFORMANCE OF SHIPS DURING 2022 - 2023

Sl. Description No.	Container	Break Bulk	Dry Bulk		Liquid Bulk	Total	
			Mechanical	Conventional			
(1)	(2)	(3)	(4)	(5)	(6)	(7)	(8)
1	Number of ships	689	355	-	92	480	1,616
2	Cargo handled (in tonnes)	28,376,887	1,824,736	-	3,190,388	15,570,804	48,962,815
3	Average turn round time (in Hrs)	33.60	51.56	-	136.53	49.32	48.08
4	Average stay at berth (in Hrs)	32.51	50.12	-	134.17	47.82	46.71
5	Average working time (in Hrs)	26.56	32.15	-	104.81	38.87	35.90
6	Average pre-berthing time (in Hrs)	0.65	0.86	-	1.37	0.88	0.81
7	Average non-working time (in Hrs)	5.95	17.96	-	29.36	8.95	10.81
8	Average parcel size (in tonnes)	41,186	5,140	-	34,678	32,439	30,299
9	Average output per ship day (in tonnes)	30,405	2,534	-	6,203	16,281	15,672
10	Percentage of non-working time at berth	18.30	35.47	-	21.88	18.71	22.97

Note : Non-Cargo Vessels like bunkering, naval, repair and survey vessels have been excluded.

TABLE NO. 9
DISTRIBUTION OF PRE-BERTHING DELAY ACCORDING TO THE REASONS DURING 2022 - 2023

Sl. No.	Category of Ships	No. of Vessels	REASONS (in hours)								Total (Col. 4 to 11)
			Berth	Non-availability of Tug/Craft	Pilot/Crew	Stoppage of work	Navigation	Draft Restriction	Ship's Account/ Agents' Option	Others	
(1)	(2)	(3)	(4)	(5)	(6)	(7)	(8)	(9)	(10)	(11)	(12)
1	Container	689	-	-	-	-	448.33	-	-	-	448.33
2	Break Bulk	355	-	-	-	-	306.38	-	-	-	306.38
3	Dry Bulk										
	a. Mechanical Operation	-	-	-	-	-	-	-	-	-	-
	b. Conventional Operation	92	-	-	-	-	126.37	-	-	-	126.37
4	Liquid Bulk	480	-	-	-	-	421.11	-	-	-	421.11
	Total	1616	-	-	-	-	1302.19	-	-	-	1302.19

Note : Non-Cargo Vessels like bunkering, naval, repair and survey vessels have been excluded.

TABLE NO. 10

DISTRIBUTION OF NON-WORKING TIME AT BERTH ACCORDING TO REASONS DURING 2022 - 2023

		(in hours)																
Sl. No. of Ships	Category of Vessels	(1)	(2)	(3)	(4)	(5)	(6)	(7)	(8)	(9)	(10)	(11)	(12)	(13)	(14)	(15)	(16)	(17)
					Non-availability of berth	Absence of Workers	Eqpt. Non-availability	Eqpt. Break Down	Shed congestion	Lack of Cargo	Strike/ Stoppage of work	Weather Conditions	Power failure	Hatch opening/ closing	Waiting for sailing	Agent's option/ ship's account	Others	Total
1	Break Bulk	355	-	452.17	-	-	1.00	-	73.11	-	408.75	-	704.91	655.15	635.70	3446.23	6377.02	
2	Dry Bulk																	
	a. Mechanical Operation	-	-	-	-	-	-	-	-	-	-	-	-	-	-	-	-	-
	b. Conventional Operation	92	-	596.58	-	-	-	-	4.25	-	233.90	8.73	318.36	197.18	304.78	1037.00	2700.78	
3	Liquid Bulk	480	-	10.8	-	-	-	-	-	-	9.07	-	970.22	491.83	1816.13	996.91	4294.96	
	Total	927	-	1059.55	-	1.00	-	77.36	9.07	642.65	8.73	1993.49	1344.16	2756.61	5480.14	13372.76		

Excludes Container Vessels

TABLE NO. 11
BERTH OCCUPANCY DURING 2022 - 2023

Sl. No.	Berth	Number of Days		Percentage of Occupancy
		Available	Occupied	
(1)	(2)	(3)	(4)	(5)
DR. AMBEDKAR DOCK :				
1	North Quay	365	166	45
2	West Quay - I	365	142	39
3	West Quay - II	365	123	34
4	Centre Quay	365	68	19
5	West Quay - III	365	159	44
6	West Quay - IV	365	187	51
7	South Quay - I	365	144	39
8	South Quay - II	365	132	36
JAWAHAR DOCK :				
9	Jawahar Dock - I	365	157	43
10	Jawahar Dock - II	365	170	47
11	Jawahar Dock - III	365	153	42
12	Jawahar Dock - IV	365	195	53
13	Jawahar Dock - V	365	235	64
14	Jawahar Dock - VI	365	154	42
BHARATHI DOCK :				
15	Bharathi Dock - I	365	229	63
16	Bharathi Dock - II	365	201	55
17	Bharathi Dock - III	365	238	65
CHENNAI CONTAINER TERMINAL PVT LTD (TERMINAL - I):				
18	Container Berth - I	365	103	28
19	Container Berth - II	365	132	36
20	Container Berth - III	365	152	42
21	Container Berth - IV	365	200	55
CHENNAI INTERNATIONAL TERMINAL PVT LTD (TERMINAL - II) :				
22	Second Container Berth - I	365	63	17
23	Second Container Berth - II	365	145	40
24	Second Container Berth - III	365	137	38
COASTAL BERTH :				
25	Coastal Berth - I	365	160	44
26	Coastal Berth - II	365	57	16
Overall		9490	4002	42

TABLE NO. 12
AVAILABILITY OF CARGO HANDLING EQUIPMENTS DURING 2022 - 2023

Sl. No.	Description of Equipments	Number of Equipments	Required to meet the traffic		Short Supply Due to (Percentage)				Number of Units overhauled	Number of units of Major Repairs	Remarks	
			Average Demand per day	Average Supply per day	Absentism of Staff	Shortage of Equipment	Equipment Break Down	Stoppage of work				Others
(1)	(2)	(3)	(4)	(5)	(6)	(7)	(8)	(9)	(10)	(11)	(12)	(13)
1	Diesel Electric loco	7	3	3	-	-	-	-	-	-	-	-

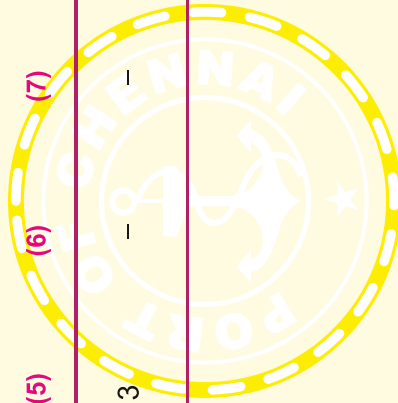


TABLE NO. 13
UTILISATION OF CARGO HANDLING EQUIPMENTS DURING 2022 - 2023

Sl. No.	Description of Equipments	Number of Equipments	Total Number of Hours Available (Gross)	Non-availability due to				Available working Hours (Net) 4-(5+6+7+8)	Actual Working Time (In Hours)	Percentage of availability =9/4* 100	Percentage of Utilisation		Reason for less Utilisation
				Over-haul	Holiday and off time	Break Down	Other Reasons Major Rectification Hours				Net Working Hours =10/9*100	Gross Available Working Hours =10/4*100	
(1)	(2)	(3)	(4)	(5)	(6)	(7)	(8)	(9)	(10)	(11)	(12)	(13)	(14)
1	Diesel Electric loco	7	61320	0	0	0	6118	55202	26136	90.02	47.35	42.62	-

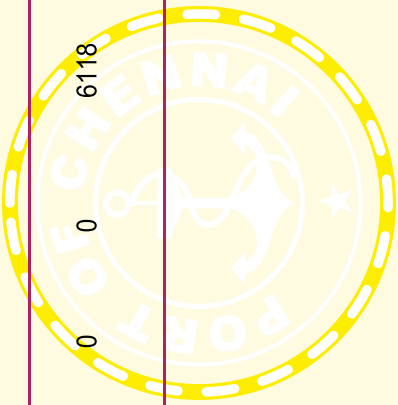


TABLE NO. 14
CARGO HANDLING PRODUCTIVITY FOR THE YEAR 2022 - 2023

DATUM LINE & CARGO	NO. OF HOOKS WORKED	HOOK HRS WORKED	MAN HRS WORKED	TONNAGE HANDLED	AVERAGE PRODUCTIVITY (TONNAGE)		
					PER HOOK	PER HOOK HOUR	PER MAN HOUR
IMPORTS							
ALL GENERAL CARGO	712	5340.00	78960.00	108342	152.17	20.29	1.37
BAGS WEIGHING ABOVE 51 KGS	—	—	—	—	—	—	—
BAGS WEIGHING (35 KGS TO 51 KGS)	164	1230.00	16980.00	62861	383.30	51.11	3.70
BAGS WEIGHING BELOW 35 KGS	266	1995.00	25935.00	81931	308.01	41.07	3.16
IRON & STEEL	1076	8070.00	87705.00	549071	510.29	68.04	6.26
PHOSPHATE & WHEAT BY GRAB	330	2475.00	4372.50	349649	1059.54	141.27	79.97
IRON SCRAP IN BULK (MECH)	2800	21000.00	42000.00	992901	354.61	47.28	23.64
ALL TYPES OF ORES & MINERALS	349	2617.50	5235.00	274678	787.04	104.94	52.47
ALL TYPES OF ORES & MINERALS (HMC)	196	1470.00	1470.00	514249	2623.72	349.83	349.83
TOTAL	5893	44197.50	262657.50	2933682	497.82	66.38	11.17
EXPORTS							
ALL GENERAL CARGO	871	6532.50	68557.50	292729	336.08	44.81	4.27
BAGS WEIGHING ABOVE 51 KGS	1	7.50	97.50	210	210.00	28.00	2.15
BAGS WEIGHING (35 KGS TO 51 KGS)	228	1710.00	22215.00	74826	328.18	43.76	3.37
BAGS WEIGHING BELOW 35 KGS	68	510.00	6630.00	16291	239.57	31.94	2.46
IRON & STEEL	3	22.50	180.00	807	269.00	35.87	4.48
PHOSPHATE & WHEAT BY GRAB	72	540.00	1080.00	31600	438.89	58.52	29.26
IRON SCRAP IN BULK (MECH)	2	15.00	30.00	1000	500.00	66.67	33.33
ALL TYPES OF ORES & MINERALS	358	2685.00	5370.00	330333	922.72	123.03	61.51
ALL TYPES OF ORES & MINERALS (HMC)	197	1477.50	1477.50	827336	4199.68	559.96	559.96
TOTAL	1800	13500.00	105637.50	1575132	875.07	116.68	14.91
IMPORT AND EXPORT TOTAL	7693	57697.50	368295.00	4508814	586.09	78.15	12.24

TABLE NO. 15
CONTAINER CARGO AND TAREWEIGHT OF CONTAINERS 2022 - 2023

Container Cargo	Tareweight	Total (1+2)
(1)	(2)	(3)
23,876,065	4,500,822	28,376,887




TABLE NO. 16
COMMODITY WISE EXPORT CARGO RECEIVED BY DIFFERENT MODES OF TRANSPORT
DURING THE YEAR 2022 - 2023

Sl. No.	Commodities	Received by Rail		Received by Road		Received Through Pipeline		Total	
		Tonnes	%	Tonnes	%	Tonnes	%	Tonnes	%
1	Iron Ore	-	0.00	-	0.00	-	0.00	0	0.00
2	Other Ore	-	0.00	792683	5.47	-	0.00	792683	4.76
3	Container	601041	93.46	12755003	88.00	-	0.00	13356044	80.14
4	P.O.L	-	0.00	1,31,837	0.91	1528978	100.00	1660815	9.97
5	Other Cargo	42068	6.54	814569	5.62	-	0.00	856637	5.14
	Total	643109	100.00	14494092	100.00	1528978	100.00	16666179	100.00

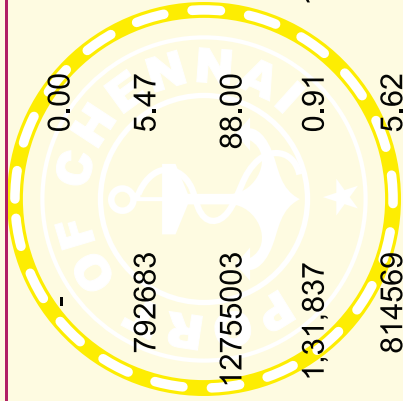


TABLE NO. 17
COMMODITY WISE IMPORT CARGO DESPATCHED BY DIFFERENT MODES OF TRANSPORT
DURING THE YEAR 2022 - 2023

Sl. No.	Commodities	Despatched by Rail		Despatched by Road		Despatched Through Pipeline		Total	
		Tonnes	%	Tonnes	%	Tonnes	%	Tonnes	%
1	P.O.L	-	0.00	189895	1.00	12297173	98.55	12487068	38.68
2	Fertilizer	-	0.00	-	0.00	-	0.00	-	0.00
3	Fertilizer (Raw Material)	16048	1.87	264001	1.39	-	0.00	280049	0.87
4	Thermal Coal	-	0.00	-	0.00	-	0.00	-	0.00
5	Other Coal	-	0.00	-	0.00	-	0.00	-	0.00
6	Container	645160	75.05	14375682	75.88	-	0.00	15020842	46.53
7	Other Cargo	198442	23.08	4115951	21.73	180682	1.45	4495075	13.92
	Total	859650	100.00	18945529	100.00	12477855	100.00	32283034	100.00

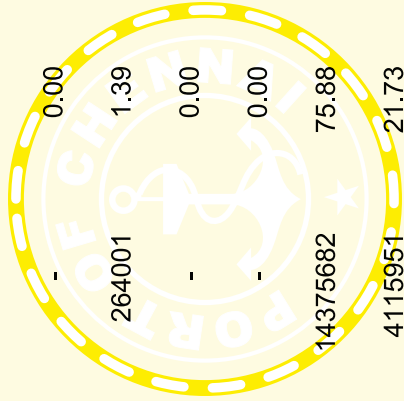


TABLE NO. 18
EMPLOYMENT AT PORT - CLASSWISE (AS ON 31.03.2023)

Number and Category of Officers	Number of Non-cargo handling Employees		Number of cargo handling Workers Other than Shore Workers		Number of Cargo handling Shore Workers	Total
	Class III	Class IV	Class III	Class IV		
228	133	978	988	314	568	4,963

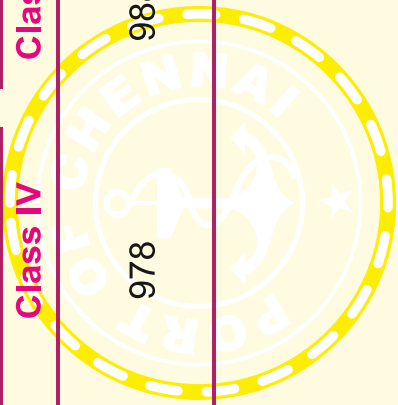


TABLE NO.19
PARTICULARS OF ACCIDENTS DURING 2022 - 2023

Sl. No.	Causation	Number					
		Fatal		Non-Fatal		Total	
		Port	Non-Port	Port	Non-Port	Port	Non-Port
1	Persons falling	1 (Contract Labour)		520	–	521	–
2	Falling of objects	–	–	–	–	–	–
3	Stepping on, striking against or struck by objects	–	–	24	–	24	–
4	Caught in between objects	–	–	1	–	1	–
5	Over-exertion or wrong movements	–	–	–	–	–	–
6	Exposure to or contact with extreme temperature	–	–	–	–	–	–
7	Explosions	–	–	–	–	–	–
8	Exposure to or contact with harmful substances including radiation	–	–	–	–	–	–
9	Other cases	–	–	49	–	49	–
Total		1	–	594	–	595	–

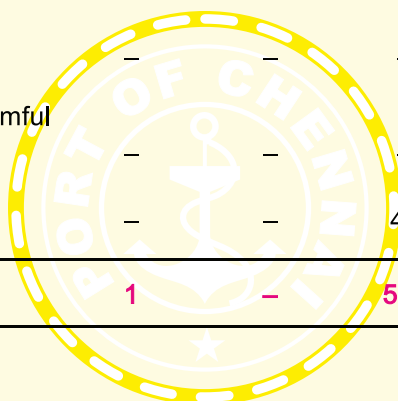


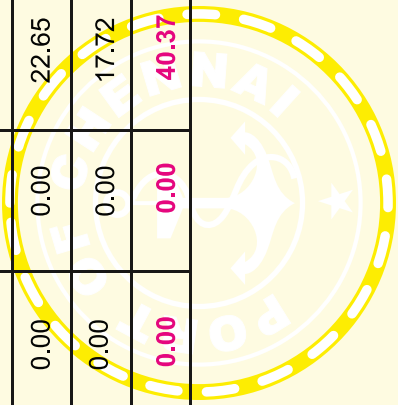
TABLE NO. 20
FINANCIAL INDICATORS


Description	2021-2022	2022-2023		
	(₹ In Crores)			
1 RETURN ON CAPITAL				
i) Capital employed (Excluding investment & fixed deposits)	555.45	546.05		
ii) Rate of return (Percent)	47.21	59.73		
2 OPERATING RATIO				
i) Operating Expenditure	571.72	642.59		
ii) Operating Income	833.76	968.77		
iii) Ratio (Percent)	68.57	66.33		
3 RATIO OF COST TO EARNINGS (ACTIVITY-WISE)				
	Percentage of cost to earnings			
	2021-2022		2022-2023	
	Direct Cost (Excl. Dep. and over- heads)	Total Cost (Incl. Dep. and over- heads)	Direct Cost (Excl. Dep. and over- heads)	Total Cost (Incl. Dep. and over- heads)
i) Cargo Handling & Storage	47	93	37	66
ii) Port and Dock Facilities	29	61	36	77
iii) Railways	233	815	497	1772
iv) Rentable lands and Buildings	15	126	11	129

TABLE NO. 21
CAPITAL EXPENDITURE DURING 2022 - 2023

(₹ In Crores)

Sl. No.	Description	Approved RBE 2022-23	Current Year 2022-23 (RBE)				Actual Expenditure during 2022-23				Remarks
			Internal Resources	Budgetary Support	Others	Total	Internal Resources	Budgetary Support	Others	Total	
1	2	3	4	5	6	7	8	9	10	11	12
A	Capital Works										
a	Continuing Schemes	22.65	22.65	0.00	0.00	22.65	15.94	0.00	0.00	15.94	
b	New Schemes	17.72	17.72	0.00	0.00	17.72	11.67	0.00	0.00	11.67	
	Total(A)	40.37	40.37	0.00	0.00	40.37	27.61	0.00	0.00	27.61	







PART - III

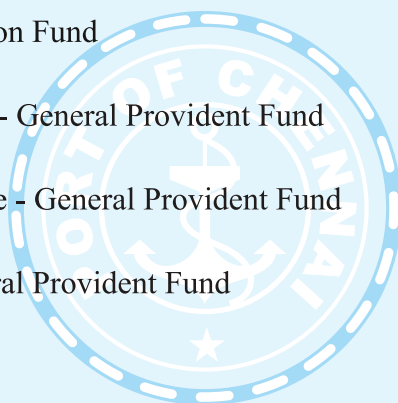
CHENNAI PORT AUTHORITY

**ACCOUNTS APPENDICES
2022 - 2023**



ACCOUNTS APPENDICES 2022 - 2023

S.No.	Contents	Page No.
1	Port Development Capital Works	103
2	Receipts & Payments - Gratuity Fund	108
3	Income & Expenditure - Gratuity Fund	109
4	Balance Sheet - Gratuity Fund	110
5	Receipts & Payments - Pension Fund	111
6	Income & Expenditure - Pension Fund	112
7	Balance Sheet - Pension Fund	113
8	Receipts & Payments - General Provident Fund	114
9	Income & Expenditure - General Provident Fund	115
10	Balance Sheet - General Provident Fund	116







PORT DEVELOPMENT WORKS CAPITAL - I

2022 - 2023



CHENNAI PORT AUTHORITY
PORT DEVELOPMENT WORKS - CAPITAL WORKS - 2022-23

APPENDIX-B - Section-II
EXPENDITURE

Sl. No.	Description of work	Budget Estimate 2022-23	Revised Estimate 2022-23	Actuals 2022-23	Actuals 2021-22
(Rupees in Lakhs)					
1	Development of Goods Shed facility at Jolarpet. (Renamed as "Providing Paver Block Yard, Bituminous approach road and Auxiliary Building for Development of Goods Shed at Jolarpet")	526.00	459.00	502.02	0.00
2	Improvement to the Quarters and other structure at Tondiarpet housing colony	0.00	300.00	196.65	0.00
3	Construction of Bunker berth at Bharathi Dock in Chennai Port.	5.00	271.00	333.74	590.00
4	Development of Paved Storage Yards at Chennai Port. (Pavement & laying railway track at ONB yard & JD(E)	350.00	236.00	218.92	0.00
5	Refurbishing of E1 & E4 warehouse in EE(C) CD I division - (Balancing Investment)	100.00	200.00	113.46	0.00
6	Refurbishing of JD 1, JD II & JD V (North) Transit Shed - (Balancing investment in the warehouse) in EE (C) CD I division	100.00	200.00	78.97	61.00
7	Concreting the Coastal Road between road junction behind 'E' Complex godown and Hazardous Cargo drain in ChPA	280.00	175.00	18.82	0.00
8	Construction of Coastal berth at Chennai Port.	5.00	100.00	0.00	0.00
9	Supplying and fixing of fenders at JD 4 & JD6 berths.	100.00	100.00	0.00	0.00
10	Refurbishing of WQ III & IV Transit sheds of EE(C)ND division - (Balancing investment in the warehouse in EE(C) CDI division) - Original estimated cost - 499.87 Lakhs.	100.00	100.00	136.71	0.00
11	Balance work of Modernization of JD at portions of JD4 and JD6 and dredging along side of JD4 and JD6.	50.00	47.00	8.16	0.00
12	Single Consent for entire Port facilities (18 berths including canteen and heavy work shop)	0.00	50.00	0.00	0.00

CHENNAI PORT AUTHORITY
PORT DEVELOPMENT WORKS - CAPITAL WORKS - 2022-23

APPENDIX-B - Section-II
EXPENDITURE

Sl. No.	Description of work	Budget Estimate 2022-23	Revised Estimate 2022-23	Actuals 2022-23	Actuals 2021-22
		(Rupees in Lakhs)			
13	Development of Buffer Parking yard for Container Trailers at BD II (Berth No.24B) back up area and widening of existing concrete road leading to Bunker Berth at Chennai Port.	50.00	25.00	96.81	0.00
14	Obtaining one time Environmental clearance from MoEF&CC for the projects covered under Master plan i) Improvement to the existing Jawahar Dock(East) Berths for handling bulk cargoes (modernization) ii) Improvement to the existing Bharathi Dock-II Berth for handling bulk cargoes(Modernization) iii) Relocation of existing Sand Trap and Capital Dredging (Change in location) iv) Development of Multi level Car Parking facility (5000 cars) (New) v) Development of Coastal Terminal (IMTPA) at Northern sheltering arm at east of Bharathi Dock turning circle (New) vi) Development of Dry Dock Facility in the Boat Basin / Timber Pond Area (New) and vii) Development of Storage Sheds and Tank Farms as per the Land Use Plan of the Chennai Port (New)	30.00	20.00	7.30	0.00
15	New Four lane Elevated Road from Chennai Port to Maduravoyal.	100.00	20.00	20.40	0.00
16	Strengthening and Upgradation of JD entrance wall	5.00	13.00	13.16	0.00
17	Renewal of 60Kg PSC crossing sleepers, crossing, stock& Tongue rail etc in 8.5 switch portion in Marshalling yard at Inner Harbour (Sl.No.19 in BE 2022-23) Purchase of 1 in 8.5 Crossing PSC Sleepers for Points & Crossings Renamed and Restructured)	50.00	10.00	0.00	0.00

CHENNAI PORT AUTHORITY
PORT DEVELOPMENT WORKS - CAPITAL WORKS - 2022-23

APPENDIX-B - Section-II
EXPENDITURE

Sl. No.	Description of work	Budget Estimate 2022-23	Revised Estimate 2022-23	Actuals 2022-23	Actuals 2021-22
(Rupees in Lakhs)					
18	Setting up of Sewage waste water treatment plants/ Garbage disposal plant (estimate includes cost towards O&M for 5 years)				
19	(a) 40KLD	50.00	30.00	36.56	0.00
20	(b) 90KLD	0.00	10.00	0.00	0.00
21	Providing New steel Truss roofing system for Western Shed of Heavy workshop	0.00	10.00	0.00	0.00
22	Removal of Existing Diamond Crossing with 60 kg CMS Diamond crossing and Direct entry to center yard and concor yard to center yard to avoid Double handling by IPRCL (Sl.No.8 & 9 in BE 2022-23- Renamed and Restructured)	10.00	5.00	0.00	0.00
23	Electrification of Railway lines as top wiring for engine on load concept at western yard I&II and full wiring to centre yard -II through IPRCL	0.00	5.00	0.00	0.00
24	Purchase of 1 no. Container cubicle (20 feet) to accommodate the Baggage scanner machine at gate no.7 through SPC by MM Division of MEE Department.	0.00	4.00	3.45	0.00
25	Strengthening of Northern & Eastern Breakwater in casting & placing of Tetrapods	5.00	1.00	0.00	0.00
26	Linking of Coastal road and spending beach road at O-yard	25.00	1.00	0.00	0.00
27	Deepening of alongside of coastal berth	0.00	0.00	117.00	0.00
28	Purchase of 5 Nos. quick release Mooring hooks integral electric remote control.	92.00	178.00	158.20	0.00
29	Providing Supply, Installation, Testing, commissioning and handing over of 30 Nos CCTV cameras at various location at ChPA (erstwhile Providing CCTV system seafront area, perimeter area and as per IB Team recommendation)	143.00	100.00	84.70	0.00
30	Augmentation of fire fighting system at Oil dock.	857.00	75.00	0.00	0.00

CHENNAI PORT AUTHORITY
PORT DEVELOPMENT WORKS - CAPITAL WORKS - 2022-23

APPENDIX-B - Section-II
EXPENDITURE

Sl. No.	Description of work	Budget Estimate 2022-23	Revised Estimate 2022-23	Actuals 2022-23	Actuals 2021-22
	(Rupees in Lakhs)				
31	Supply and laying of various sizes of UPVC pipes for well water collections and delivery pipelines from open wells to LLRs, HLRs and residential Housing Blocks at T.H. colony.	0.00	70.00	0.00	0.00
32	Supply, Installation, Testing and Commissioning of 11 KV, 630 AMPS, Indoor VCB at various sub-station in Chennai Port Authority.	0.00	40.00	115.26	0.00
33	Electrification work for 5 Nos (JD1, JD3, JD5(N), E1 and E4) sheds at various locations in Chennai Port Authority.	0.00	30.00	0.00	0.00
34	Electrification work for 5 Nos(M1, M2, erstwhile MSD, SPW 1&2 and SPW 3&4) sheds at various locations in Chennai Port Authority.	0.00	27.00	0.00	0.00
35	Neon Sign Board at CB	0.00	25.00	0.00	0.00
36	Purchase of 1 No. Explosive Vapour Detector.	0.00	24.00	19.99	0.00
37	Speed Guns 2 Nos	0.00	23.00	0.00	0.00
38	Providing 3 Nos of 2*200 Litres capacity RO plant system at Adm., Centenary and Hospital building.	24.00	19.00	19.38	0.00
39	Supply, Installation, Testing and commissioning of 11 Nos Digital Technology Multifunctional Plain Paper Copiers for the use of various departments in Chennai Port Authority.	0.00	17.00	0.00	0.00
40	Supply, installation, testing and commissioning of 10 Nos. out door type CRCA shed Feeder Pillars at various locations in Chennai Port Authority	0.00	15.00	0.00	0.00
41	Purchase of UPS 5 KVA with batteries / 15 Nos.	15.00	15.00	0.00	0.00
42	24 Nos Cameras for BD II area	0.00	15.00	0.00	0.00
43	Provision of Fire Fighting System for New Bunker Berth at Oil Dock.	40.00	14.00	14.28	0.00

CHENNAI PORT AUTHORITY
PORT DEVELOPMENT WORKS - CAPITAL WORKS - 2022-23

APPENDIX-B - Section-II
EXPENDITURE

Sl. No.	Description of work	Budget Estimate 2022-23	Revised Estimate 2022-23	Actuals 2022-23	Actuals 2021-22
(Rupees in Lakhs)					
44	Electrification work for shed near Chokani Yard and JD V (South) shed	0.00	8.00	0.00	0.00
45	6 Nos baggage scanner at all CISF	15.00	8.00	8.00	0.00
46	FXO and FXSS with transceiver for communication 5Nos	7.00	8.00	0.00	0.00
47	Dismantling, Supply, Installation, Testing and Commissioning of LED Light Fittings at Napier Bridge Quarters in Chennai Port Trust.	0.00	6.00	0.00	27.00
48	RFID Readers for all entry and exit gates	5.00	5.00	0.00	3.00
49	Procurement of Container Scanner - one mobile scanner and drive through scanner (road)	0.00	512.00	0.00	2261.00
50	Provision of Fire Hydrant in the old Administrative Office Building.	0.00	15.00	14.99	0.00
51	Hospital Equipments	150.00	50.00	72.00	92.00
52	Elcot - Procurement of Desktop computers - Supply, Installation and Commissioning (440 Nos)	0.00	284.00	283.83	0.00
53	HEP customization & Access customization (estimated cost includes manpower cost and AMC cost for 2 years)	0.00	59.00	22.62	0.00
54	Keltron - RFID based smart cards with printing for employees and Pensioners (30,000 Nos)	0.00	3.00	27.65	0.00
55	Implementation of EBS (Enterprise Business System) in 5 Major Ports)	500.00	0.00	0.00	0.00
Completed works / deferred / dropped / works for which provision is not required.(7)		242.00	0.00	18.00	184.00
Grant Total (1+2+3+4+5+6+7)		4031.00	4037.00	2761.04	3218.00

Chennai Port Gratuity Fund Trust Account Receipts & Payments for the year 2022-23

Receipts	₹	₹	Payments	₹	₹
Opening Balance			To Pensioners		
Investments	2,96,84,44,905		Gratuity Class I & II		
Cash at Bank	6,34,36,489	3,03,18,81,394	Expenditure under Gratuity Act	47,36,00,650	
			Expenditure on DCRG	4,76,40,112	52,12,40,762
			Risk Premium		1,38,715
Receipts			Bank charges		
			Accrued liability for Gratuity		16,97,43,352
Intrest received on Investments		24,67,20,004			
Other Receipts		17,49,10,003	Closing Balance		
			Investments	2,67,86,43,434	
			Cash at Bank	8,37,45,138	2,76,23,88,572
Total		3,45,35,11,401	Total		3,45,35,11,401

Chennai Port Gratuity Fund Trust Account

Income & Expenditure for the year 2022-23

Expenditure	₹	Income	₹
Expenditure incurred on Pensioners	52,12,40,762	Contribution from ChPT	23,11,93,342
Bank charges		Interest on Investment	17,49,10,003
Risk premium paid to LIC	1,38,715	Other receipts	
Excess of Expenditure over Income	-11,52,76,132		
Total	40,61,03,345	Total	40,61,03,345

Chennai Port Gratuity Fund Trust Account

Balance Sheet as on 31.03.2023

Liabilities	₹	₹	Assets	₹
Gratuity Fund	324,69,55,436		Investment with LIC	2,67,86,43,434
Excess of Expenditure over Income	-11,52,76,132	313,16,79,304	Cash at Bank	8,37,45,138
Payable to ChPA		19,21,83,235	Accrued Interest	23,11,93,342
Gratuity Payable		2,13,140	Amount deposited in court	16,06,423
Misc. Claim Payable		31,13,727	Income tax deducted at source	44
Total		332,71,89,406	Receivable from ChPA	3320,01,025
			Total	332,71,89,406

Chennai Port Pension Fund Trust Account Receipts & Payments for the year 2022-23

Receipts	₹	₹	Payments	₹	₹
Opening Balance			To Pensioners towards		
Investments	3352,14,82,609		Superannuation Pension		73,56,67,788
Fixed Deposits	264		Retiring Pension		51,35,61,249
Cash at Bank	46,75,69,503	3398,90,52,376	Invalid Pension		16,91,544
Receipts			Exgratia Pension		1,82,85,215
Contribution from Revenue		82,25,00,000	Family Pension		42,63,42,811
Interest received on Investments		264,42,04,028	Commuted Pension		39,99,84,196
Other Receipts		69,49,710	Compensation Pension		6,34,959
			Relief Pension		77,63,94,018
			Medical Allowance		1,35,79,770
			Accrued Pension Receivable,		-1,62,42,489
			Closing Balance		
			Investments		3328,61,89,664
			Fixed Deposits		265
			Cash at Bank		130,66,17,124
Total		3746,27,06,114	Total		3746,27,06,114


Chennai Port Pension Fund Trust Account

Income & Expenditure for the year 2022-23

Expenditure	₹	Income	₹
Payment to Pensioners	288,61,41,550	Contribution from Revenue	82,25,00,000
Excess of Income over Expenditure	66,25,57,560	Interest on Investments	271,92,49,400
		Other Receipts	69,49,710
Total	354,86,99,110	Total	354,86,99,110

Chennai Port Pension Fund Trust Account Balance Sheet as on 31.03.2023

	₹	₹	₹	
Liabilities				
Pension Fund	3613,72,41,946			Accrued Interest 271,92,49,400
Add:				TDS 26,46,018
Excess of Income over Expenditure	66,25,57,560	3679,97,99,506		Receivable from ChPA 3,87,795
				Investments 3328,61,89,664
Accrued Liability for Pension			51,52,90,760	Fixed Deposits 265
				Cash at Bank 130,66,17,124
Total			3731,50,90,266	Total 3731,50,90,266




General Provident Fund Account (GPF) Receipts & Payments for the year 2022-23

Receipts	₹	₹	Payments	₹	₹
Opening Balance					
Fixed Deposits	235,28,00,000		Withdrawal & Settlement made to Subscribers		63,21,18,803
Cash at Bank	6,57,88,937	241,85,88,937	Loans recoverable		5,29,24,481
Receipts					
Subscription from Employees		47,38,49,974	Closing Balance		
Other receipts		10,49,093			
Loans repaid by Subscribers		6,41,29,404	Fixed Deposits	235,78,00,000	
Interest realised on FD / Securities		12,75,77,161	Cash at Bank	4,23,51,285	240,01,51,285
Total		308,51,94,569	Total		308,51,94,569

General Provident Fund Account (GPF)

Income & Expenditure for the year 2022-23

Expenditure	₹	Income	₹
Excess of Income over Expenditure	14,03,31,193	Interest on FD / Securities	14,03,31,193
Total	14,03,31,193	Total	14,03,31,193



General Provident Fund Account (GPF)

Balance Sheet as on 31.03.2023

Liabilities	₹	Assets	₹
Subscription and Interest	267,75,70,645	Loans Recoverable	12,48,48,389
		Receivable from ChPA	1,88,06,620
		Accrued Interest on Investment	10,76,54,683
		Income tax deducted at source	261,09,668
		Closing Balance	
		Fixed Deposits	235,78,00,000
		Cash at Bank	4,23,51,285
Total	267,75,70,645	Total	267,75,70,645



PART - IV
CHENNAI PORT AUTHORITY

ANNUAL ACCOUNTS

2022 - 2023

BALANCE SHEET
PROFIT AND LOSS ACCOUNT WITH
SCHEDULES AND
NOTES ON ACCOUNTS



CHENNAI PORT AUTHORITY
ANNUAL ACCOUNTS 2022-23
CONTENTS

Sl. No.	Particulars	Schedule	Page No.
1	Balance Sheet		121
	Liability		
2	Capital Reserve	I	122
3	Revenue Reserves	II	122
4	Statutory Reserves	III	123
5	Loan	IV	123
6	Grant in Aid	V	123
	Asset		
7	Fixed Assets	VI	127
8	Investments	VII	123
9	Accrued Interest on Investments	VIII	124
10	Sundry Debtors	IX	124
11	Cash and Bank Balances	X	124
12	Loans & Advances	XI	125
13	Current Liabilities & Provisions	XII	125
14	Profit and Loss Account		
	Income		
15	Cargo Handling and Storage Charges	I	131
16	Port and Dock Charges (including Pilotage)	II	131
17	Railway Earnings	III	131
18	Estate Rentals	IV	131

CHENNAI PORT AUTHORITY
ANNUAL ACCOUNTS 2022-23
CONTENTS

Sl. No.	Particulars	Schedule	Page No.
	Expenditure		
19	Cargo Handling and Storage Charges	V	132
20	Port and Dock Facilities for Shipping	VI	132
21	Railway Workings	VII	132
22	Rentable Lands and Buildings	VIII	132
23	Management and General Admin.	IX	132
24	Finance and Miscellaneous Income	X	132 & 133
25	Finance and Miscellaneous Expenditure	XI	133
26	Expenditure Type wise		134 - 136
27	Capital Works Expenditure		137
	Notes on Accounts		
28	Significant Accounting Policies		141 & 142
29	Notes on Accounts		143 - 154
30	Audit Report and Action Taken Notes		157 - 174

CHENNAI PORT AUTHORITY

BALANCE SHEET AS ON 31.03.2023

(Amount in Rs.)

Sl. No.	Particulars	Sch. No.	As on 31.03.2023		As on 31.03.2022	
I	SOURCES OF FUNDS					
1	RESERVES AND SURPLUS					
	a. Capital Reserve	I	10,43,96,65,201		10,66,34,69,494	
	b. Revenue Reserves	II	6,47,83,65,943		4,90,96,34,927	
	c. Statutory Reserves	III	6,25,34,18,450	23,17,14,49,594	5,98,14,18,450	21,55,45,22,871
2	LOAN FUNDS					
	Loan from SBI for acquisition of KPL	IV		14,66,56,25,000		16,01,75,00,000
3	GRANTS IN AID	V		25,31,51,149		44,30,00,000
	TOTAL			38,09,02,25,743		38,01,50,22,871
II	APPLICATION OF FUNDS					
1	FIXED / CAPITAL ASSETS	VI				
	a. Gross Block		9,49,03,69,584		9,39,01,42,648	
	Less : Accumulated Depreciation		3,95,29,02,407		4,03,55,37,501	
	Net Block		5,53,74,67,177		5,35,46,05,148	
	b. Capital Work In Progress		94,92,95,618	6,48,67,62,796	1,27,33,26,846	6,62,79,31,994
2	INVESTMENTS	VII				
	Long term Investments		26,60,35,69,411	26,60,35,69,411	26,60,34,39,311	26,60,34,39,311
3	CURRENT ASSETS, LOANS & ADVANCES					
	a. Current Assets					
	(i) Interest Accrued on Invest.	VIII	41,80,33,260		32,93,84,485	
	(ii) Inventories		8,62,52,522		12,94,94,925	
	Less: Provision for Obsolete stock		1,98,48,634		1,98,48,634	
			6,64,03,888		10,96,46,291	
	(iii) Sundry Debtors	IX	2,72,19,64,379		1,86,67,55,408	
	(iv) Cash and Bank Balances	X	11,18,33,08,678		11,11,67,22,968	
	b. Loans and Advances	XI	2,80,54,24,317		3,05,87,19,351	
	SUB TOTAL		17,19,51,34,521		16,48,12,28,503	
	Less : Current Liabilities and Prov.	XII	12,23,39,98,321		11,74,27,93,527	
	NET CURRENT ASSETS			4,96,11,36,200		4,73,84,34,976
4	Miscellaneous Expenditure (to the extent not written off)			3,87,57,336		4,52,16,590
	TOTAL			38,09,02,25,743		38,01,50,22,871

Sd/-
D. Ramana Murthy
Financial Adviser & Chief Accounts Officer
Chennai Port Authority

Sd/-
Sunil Paliwal
Chairperson
Chennai Port Authority

Place: Chennai.
Date: 04.05.2023

CHENNAI PORT AUTHORITY SCHEDULES TO BALANCE SHEET

(Amount in Rs.)

Sch. No.	Particulars	As on 31.3.2023	As on 31.3.2022
I	Liability Schedules		
	Capital Reserve		
	Opening Balance	10,66,34,69,494	12,07,94,63,422
	Less : Transferred to General Reserve	-22,38,04,292	-1,41,59,93,928
	Closing Balance	10,43,96,65,202	10,66,34,69,494
II	Revenue Reserve		
	General Reserve Fund	1,99,76,98,561	-27,30,00,667
	Add: Contribution from Revenue A/c	27,61,00,000	32,17,42,149
	Add: Net Profit carried forward from P&L A/c	1,00,24,87,260	53,29,63,151
	Add: Amount transferred from Capital Reserve	22,38,04,292	1,41,59,93,928
	Closing Balance (A)	3,50,00,90,113	1,99,76,98,561
	General Insurance Fund		
	Opening Balance	1,81,62,43,906	1,71,02,64,368
	Add : Contribution from Revenue A/c	1,00,00,000	1,00,00,000
	Interest on Investment	10,42,94,742	9,59,79,538
	Less : Expenditure during the year		
	Closing Balance (B)	1,93,05,38,648	1,81,62,43,906
	Family Security Fund		
	Opening Balance	26,03,04,535	24,64,97,793
	Add : Contribution from Revenue A/c	15,00,000	13,56,592
	Interest on Investment	1,47,80,160	1,45,15,947
	Subscription from Employees	9,56,861	6,28,125
	Less : Expenditure during the year	25,77,348	26,93,922
	Closing Balance (C)	27,49,64,208	26,03,04,535
	ChPT Employees L.I.W. Compn. Fund		
	Opening Balance	4,02,73,598	3,81,98,488
Add : Contribution from Revenue A/c	15,038	17,784	
Interest on Investment	24,60,929	20,57,326	
Subscription from Employees	0	-	
Closing Balance (D)	4,27,49,565	4,02,73,598	
Employees Welfare Fund			
Opening Balance	1,19,07,098	1,04,31,546	
Add : Contribution from Revenue A/c	15,00,000	15,00,000	
Interest on Investment	4,82,294	4,66,236	
Less : Expenditure during the year	3,54,000	4,90,684	
Closing Balance (E)	1,35,35,392	1,19,07,098	
Leave Encashment Fund			
Opening Balance	78,32,07,230	77,89,03,396	
Add : Contribution from Revenue A/c	22,00,00,000	21,89,00,000	
Interest on Investment	5,11,40,024	6,21,54,835	
Misc. Receipt	1,25,21,119	23,82,023	
Less : Expenditure during the year	35,03,80,356	27,91,33,024	
Closing Balance (F)	71,64,88,017	78,32,07,230	
	Total Closing Balance (A to F)	6,47,83,65,943	4,90,96,34,928

CHENNAI PORT AUTHORITY SCHEDULES TO BALANCE SHEET

(Amount in Rs.)

Sch. No.	Particulars	As on 31.3.2023	As on 31.3.2022
III	Statutory Reserves		
	Reserve for Replacement, Rehabilitation and modernisation of Capital Assets	2,90,73,94,907	2,77,41,94,907
	ADD: Appropriation to P&L A/c	13,60,00,000	13,32,00,000
	Sub Total (A)	3,04,33,94,907	2,90,73,94,907
	Reserve for Development, Repayment of Loans & Contingencies	3,07,40,23,543	2,94,08,23,543
	ADD: Appropriation to P&L A/c	13,60,00,000	13,32,00,000
	Sub Total (B)	3,21,00,23,543	3,07,40,23,543
	Total (A + B)	6,25,34,18,450	5,98,14,18,450
IV	Loan from SBI for acquisition of KPL		
	Original amount of Loan	17,75,00,00,000	17,75,00,00,000
	Less : Loan repaid upto previous year	1,73,25,00,000	
	Less : Amount repaid during the year	1,35,18,75,000	1,73,25,00,000
	Loan Outstanding	14,66,56,25,000	16,01,75,00,000
V	Grants in Aid		
	Opening Balance	44,30,00,000	19,80,00,000
	Add: Grant received during the year		24,50,00,000
	Add: Interest Received	81,51,149	
	Less: Amount cap / adjusted during the year	19,80,00,000	
	Closing Balance	25,31,51,149	44,30,00,000
	Asset Schedules		
VI	Fixed Assets - Pg no. 6		
VII	Investments		
	Long-term Investments - Equity Shares held in Public Limited Companies		
	(i) Kamarajar Port Ltd (erstwhile Ennore Port Ltd.) (10,00,00,000 shares @ Rs.10/- each.)	1,00,00,00,000	1,00,00,00,000
	(ii) Kamarajar Port Ltd (erstwhile Ennore Port Ltd.) (20,00,00,000 shares @ Rs. 119.15/- each.)	23,83,00,00,000	23,83,00,00,000
	(iii) Sethusamudram Corporation Ltd. (3,00,00,000 shares @ Rs.10/- each)	30,00,00,000	30,00,00,000
	(iv) Chennai Ennore Port Road Co. Ltd. (13,98,00,000 shares @ Rs.10/- each) (Out of the above, Rs.2.80 crores value of shares certificates received without stamp duty paid endorsement & hence the same was returned for making endorsement)	1,39,80,00,000	1,39,80,00,000
	(v) Indian Port Rail Corporation Ltd. (72,00,000 shares @ Rs.10/- each)	7,20,00,000	7,20,00,000
	(vi) KanyaKumari Port Limited (10,000 Shares @ Rs.10/- each)	1,00,000	1,00,000
	(vii) Dredging Corporation of India (Totally 10,000 Shares- 4674 @ Rs.334.50 each and 5326 @ Rs.333.43 each approx.)	33,39,311	33,39,311
	(viii) Chennai MMLP Pvt Ltd.	1,30,100	
	Total	26,60,35,69,411	26,60,34,39,311

CHENNAI PORT AUTHORITY SCHEDULES TO BALANCE SHEET

(Amount in Rs)

Sch. No.	Particulars	As on 31.3.2023	As on 31.3.2022	
VIII	Accrued Int. on Investments			
	General Fund- Revenue	17,87,76,489	14,50,70,778	
	ChPT Employees L.I.W. Compen. Fund	13,51,625	9,56,668	
	Family Security Fund	1,29,01,434	1,22,00,550	
	Leave Encashment Fund	2,38,23,107	2,37,71,413	
	General Insurance Fund	6,56,76,405	4,77,99,170	
	General Provident Fund	13,44,54,408	9,88,84,223	
	Employees Welfare Fund	10,49,791	7,01,683	
	Total	41,80,33,260	32,93,84,485	
IX	Sundry Debtors			
	Government Dues			
	Less than 6 months	12,98,35,515	14,73,13,601	
	More than 6 months	45,61,99,445	26,90,32,588	
	TDS refund from Income Tax Dept	1,43,33,42,993	94,22,84,700	
		Sub Total (A)	2,01,93,77,953	1,35,86,30,889
	Non Government Dues			
	Less than 6 months	20,54,93,300	11,51,63,613	
	More than 6 months	49,70,93,126	39,29,60,906	
		Sub Total (B)	70,25,86,426	50,81,24,519
	Grand Total (A+B)	2,72,19,64,379	1,86,67,55,408	
X	Cash & Bank Balances			
	Fixed Deposits with Banks			
	General Reserve Fund	4,41,60,95,787	3,92,26,85,118	
	General Provident Fund	2,35,78,00,000	2,35,28,00,000	
	Leave Encashment Fund	52,58,52,742	74,67,23,443	
	Other Funds	2,18,37,49,953	2,06,21,49,953	
		Sub Total (A)	9,48,34,98,482	9,08,43,58,514
	Short Term Deposit with Banks			
	General Fund Revenue	93,52,53,711	1,12,29,82,268	
		Sub Total (B)	93,52,53,711	1,12,29,82,268
	Balances with Banks			
	General Fund -Revenue	14,21,05,589	39,92,70,446	
	Provident Fund	4,23,51,285	6,57,88,937	
	Leave Encashment Fund	13,45,95,401	3,74,17,166	
Other Funds	44,55,04,211	40,69,05,637		
	Sub Total (C)	76,45,56,486	90,93,82,187	
	Grand Total (A+B+C)	11,18,33,08,678	11,11,67,22,968	

CHENNAI PORT AUTHORITY SCHEDULES TO BALANCE SHEET

(Amount in Rs.)

Sch. No.	Particulars	As on 31.3.2023	As on 31.3.2022
XI	Loans & Advances		
	Term Loan to Kamarajar Port Ltd.	1,82,04,99,985	2,05,06,24,981
	Advances, Deposits & Other receivables	98,49,24,332	1,00,80,94,370
	Total	2,80,54,24,317	3,05,87,19,351
XII	Current Liabilities & Provisions		
	A. Current Liabilities		
	General Provident Fund	2,53,46,05,693	2,66,11,90,890
	Creditors for Stores	1,20,67,22,015	82,58,91,846
	Provision for Expenses	2,016	2,016
	Unadjusted Sale Proceeds of :		
	- Unclaimed Goods	0	54,45,411
	Demurrage Payable to Railways	7,38,43,306	6,59,09,170
	Statutory Payments	25,25,39,382	25,84,22,870
	Misc. Creditors, Grant from Tsunami Rehabi.	83,13,70,626	92,24,72,915
	Deposit from Merchants, Cont. & Others	6,57,18,77,868	6,34,61,10,466
	Interest on Loan from SBI	10,52,25,571	9,09,92,460
	Corporate Social Responsibility (CSR)	64,255	64,255
	Sub Total- A	11,57,62,50,732	11,17,65,02,298
	B. Provisions		
Employees Related Benefits	27,11,40,075	25,97,51,353	
Other Provisions	38,66,07,514	30,65,39,876	
Sub Total- B	65,77,47,589	56,62,91,229	
	Grand Total (A+B)	12,23,39,98,321	11,74,27,93,527

Sd/-
D. Ramana Murthy
Financial Adviser & Chief Accounts Officer
Chennai Port Authority

Place: Chennai.
Date: 04.05.2023

Sd/-
Sunil Paliwal
Chairperson
Chennai Port Authority

CHENNAI PORT AUTHORITY SCHEDULES TO BALANCE SHEET

SCHEDULE-V - Capital Grant

(Additional details for Schemes under Progress)

(Amount in Rs.)

Name of the Work	Grant-in-aid received			Expenses Incurred from Grant		Bal. to be incurred /regularised 31.03.2023
	2021-22	2022-23	Total	2022-23	Total	
* Modernization and up-gradation of Chennai Fishing Harbour	24,50,00,000		24,50,00,000	11,80,00,000	11,80,00,000	
ADD: Interest earned during FY 2022-23		81,51,149	81,51,149			
Total	24,50,00,000	81,51,149	25,31,51,149	11,80,00,000	11,80,00,000	13,51,51,149

Sd/-
D. Ramana Murthy
Financial Adviser & Chief Accounts Officer
Chennai Port Authority

Sd/-
Sunil Paliwal
Chairperson
Chennai Port Authority

Place: Chennai.
Date: 04.05.2023

CHENNAI PORT AUTHORITY SCHEDULES TO BALANCE SHEET

SCHEDULE-VI - FIXED ASSETS

(Amount in Rs.)

Sl. No.	Particulars	GROSS BLOCK						DEPRECIATION & AMORTIZATION				NET BLOCK	
		Opening Balance as on 01.04.2022	Additions/transfer during the year	Deletions during the year	Closing Balance as on 31.03.2023 (2+3-4)	Opening Balance as on 01.04.2022	Deletion	Adjustment	Provided during the year	Closing Balance as on 31.03.2023 (6-7-8+9)	As on 31.03.2023 (5) - (10)	As on 31.03.2022 (2) - (6)	
1		2	3	4	5	6	7	8	9	10	11	12	
1	Land (a) - Free hold Land [21100000] (b) - Lease hold Land [21100001]	27,49,27,906 1,00,91,48,961	- -	- -	27,49,27,906 1,00,91,48,961	- 10,19,34,240	- -	- -	- 1,01,93,424	- 11,21,27,664	27,49,27,906 89,70,21,297	27,49,27,906 90,72,14,721	
2	Capital Dredging [21100002]	84,12,82,090	30,83,45,739	-	1,14,96,27,829	14,43,91,150	-	-	1,31,05,113	15,74,96,263	99,21,31,566	69,68,90,940	
3	Buildings, Sheds & Other Structures [21100003]	1,22,32,10,583	-	6,97,06,084	1,15,35,04,499	56,42,45,040	5,88,86,860	-	2,31,12,260	52,84,70,440	62,50,34,059	65,89,65,543	
4	Wharves, Roads & Boundaries [21100004]	63,20,23,171	-	-	63,20,23,171	24,21,20,613	-	-	1,86,52,641	26,07,73,254	37,12,49,917	38,99,02,558	
5	Floating Crafts [21100005]	3,21,05,449	-	-	3,21,05,449	1,79,50,951	-	-	16,01,421	1,95,52,372	1,25,53,077	1,41,54,498	
6	Railway and Rolling Stock [21100006]	52,23,44,947	-	-	52,23,44,947	24,97,57,688	-	-	63,62,154	25,61,19,842	26,62,25,105	27,25,87,259	
7	Docks, Seawalls, Piers & Navigational Aids [21100007]	2,22,57,52,342	26,39,488	-	2,22,83,91,830	82,14,85,499	-	-	4,46,17,009	86,61,02,508	1,36,22,89,322	1,40,42,66,843	
8	Cranes & Vehicles [21100008]	2,39,98,563	-	28,41,501	2,11,57,062	2,16,44,725	28,41,495	-	5,82,800	1,93,86,030	17,71,032	23,53,838	
9	Plant & Machinery (a) Semi Mechanised Coal [21100009] Handling System (b) Others [21100010]	42,22,42,836	5,18,91,127	-	47,41,33,963	36,97,85,424	-	-	1,08,87,661	38,06,73,085	9,34,60,878	5,24,57,412	
10	Installation for Water, Electricity, Telecom Systems & Fire Fighting [21100011]	39,27,65,101	11,48,438	15,07,146	39,24,06,393	25,42,73,986	15,07,145	24,45,084	1,15,94,895	26,19,16,652	13,04,89,741	13,84,91,115	
11	Oil Pipeline Installations [21100012]	55,01,50,938	-	63,08,736	54,38,42,202	31,11,39,703	27,23,815	35,84,917	2,05,91,325	32,54,22,296	21,84,19,906	23,90,11,235	
12	Ore Handling Facilities [21100013]	32,75,28,802	62,26,333	-	33,37,55,135	31,76,86,784	-	-	10,82,879	31,87,69,663	1,49,85,472	98,42,018	
13	Container Handling [21100014]	71,48,74,362	-	-	71,48,74,362	42,38,57,992	-	-	1,41,08,478	43,79,66,471	27,69,07,891	29,10,16,370	
14	Side Line [21100015]	19,77,86,598	60,30,007	19,56,90,729	81,25,876	19,52,63,706	18,71,37,838	-	-	81,25,868	8	25,22,892	
	Total	9,39,01,42,649	37,62,81,132	27,60,54,196	9,49,03,69,585	4,03,55,37,501	25,30,97,153	60,30,001	17,64,92,060	3,95,29,02,407	5,53,74,67,178	5,35,46,05,148	
15	Capital Work in Progress [21200000]	1,27,33,26,845	17,67,34,699	50,07,65,927	94,92,95,617						94,92,95,617	1,27,33,26,845	
	Grand Total	10,66,34,69,494	55,30,15,831	77,68,20,123	10,43,96,65,202	4,03,55,37,501	25,30,97,153	60,30,001	17,64,92,060	3,95,29,02,407	6,48,67,62,795	6,62,79,31,993	

* Amount mentioned in Column No.6, 9 & 10 for item No.(b) represents amortization

Place: Chennai.
Date: 04.05.2023

sd/-
D. Ramana Murthy
Financial Adviser & Chief Accounts Officer
Chennai Port Authority

sd/-
Sumil Paliwal
Chairperson
Chennai Port Authority

CHENNAI PORT AUTHORITY
ANNUAL ACCOUNTS 2022-2023
SCHEDULE TO BALANCE SHEET AS AT 31.03.2023

Chennai Port Authority
 Schedule X - Cash and Bank Balance as on 31.03.2023

(Amount in Rs.)

Sl. No	Name of the Bank	General Fund [Rev-]	General Provident Fund	New Contributory Pension Scheme	Leave Encashment Fund	General Insurance Fund	Family Security Fund	Loss in Wages Compensation Fund	Welfare Fund	Deposit Fund	Railway Freight Advance	Total
1	2	3	4	5	6	7	8	9	10	11	12	[3 to 12]
	Fixed Deposits											
	Andhra Bank											0
	Allahabad Bank											0
	Bank of Baroda	1,81,67,00,000	1,54,26,00,000	-	-	1,09,57,00,000	5,80,00,000	2,67,00,000	-	-	-	4,53,97,00,000
	Bank of India											0
	Bank of Maharashtra											0
	Canara Bank	10,64,00,000	39,51,00,000	-	-	49,11,00,000	19,67,00,000	13,00,000	-	-	-	1,19,06,00,000
	Central Bank of India											0
	Corporation Bank											-
	I.D.B.I.											0
	Indian Bank	36,00,00,000	-	-	-	8,98,00,000	-	-	51,50,000	-	-	45,49,50,000
	Indian Overseas Bank		5,97,00,000	-	-	-	1,25,00,000	-	-	-	-	7,22,00,000
	Oriental Bank of Commerce											0
	Punjab National Bank											0
	Punjab & Sind Bank							9,00,000	-	-	-	9,00,000
	State Bank of India	40,42,06,455	2,04,00,000	-	-	-	56,00,000	1,19,00,000	-	-	-	44,21,06,455
	State Bank of Hyderabad											0
	State Bank of Mysore											0
	Syndicate Bank											0
	UCO Bank	44,22,00,000	34,00,00,000	-	-	14,96,00,000	-	-	-	-	-	93,18,00,000
	Union Bank of India					2,76,00,000	72,00,000	11,00,000	27,00,000	-	-	3,86,00,000
	Vijaya Bank											0
	Investment with LIC (GF)	1,28,65,32,331	-	-	-	-	-	-	-	-	-	1,28,65,32,331
	Investment with LIC (LEF)					52,58,52,742	-	-	-	-	-	52,58,52,742
	Treasury	57,000	-	-	-	-	-	-	-	-	-	57,000
	Contractors & Others									1,99,953		1,99,953
	Sub Total	4,41,60,95,786	2,35,78,00,000	-	52,58,52,742	1,85,38,00,000	28,00,00,000	4,19,00,000	78,50,000	1,99,953	-	9,48,34,98,481

CHENNAI PORT AUTHORITY
ANNUAL ACCOUNTS 2022-2023
SCHEDULE TO BALANCE SHEET AS AT 31.03.2023

Chennai Port Authority
Schedule X - Cash and Bank Balance as on 31.03.2023

(Amount in Rs.)

Sl. No	Name of the Bank	General Fund [Rev-I]	General Provident Fund	New Contributory Pension Scheme	Leave Encashment Fund	General Insurance Fund	Family Security Fund	Loss in Wages Compensation Fund	Welfare Fund	Deposit Fund	Railway Freight Advance	Total
1	2	3	4	5	6	7	8	9	10	11	12	[3 to 12]
B	Short Term Deposit with Banks											
	State Bank of India	93,52,53,711	-	-	-	-	-	-	-	-	-	93,52,53,711
C	Current Account											
	State Bank of India Rev.I	7,96,91,766	-	-	-	-	-	-	-	-	-	7,96,91,766
	State Bank of India Rev.II	11,82,270	-	-	-	-	-	-	-	-	-	11,82,270
	State Bank of India Cap.I	21,97,485	-	-	-	-	-	-	-	-	-	21,97,485
	State Bank of India Cap.II	5,90,34,067	-	-	-	-	-	-	-	-	-	5,90,34,067
	State Bank of India									86,32,299	1,80,75,237	2,67,07,536
	Indian Bank (EDI)	6,70,46,074	-	-	-	-	-	-	-	-	-	6,70,46,074
	SBI Loan Service A/c	12,26,14,192	-	-	-	-	-	-	-	-	-	12,26,14,192
	SBI (GST)	73,634	-	-	-	-	-	-	-	-	-	73,634
	SBI Demat A/c	75,486	-	-	-	-	-	-	-	-	-	75,486
	I D B I Bank - Collection control A/c.	21,359	-	-	-	-	-	-	-	-	-	21,359
	I D B I Bank Ltd - EDI	19,05,75,744	-	-	-	-	-	-	-	-	-	19,05,75,744
	SBI (FHMC)	18,49,672	-	-	-	-	-	-	-	-	-	18,49,672
	Sub Total	52,43,61,749								86,32,299	1,80,75,237	55,10,69,285
D	Savings Bank Account											
	Canara Bank							7,94,530				7,94,530
	State Bank of India Rev.I	1,52,85,331	-	-	-	-	-	-	-	-	-	1,52,85,331
	State Bank of India Rev.II	45,805	-	-	-	-	-	-	-	-	-	45,805
	State Bank of India		4,23,51,286	54,86,926	13,45,95,401	79,74,770	24,17,864		39,80,340			19,68,06,587
	Union Bank of India (Harbour Entry Fees)	5,54,949										5,54,949
	Sub Total	1,58,86,084	4,23,51,286	54,86,926	13,45,95,401	79,74,770	24,17,864	7,94,530	39,80,340			21,34,87,201
E	Cash on Hand											
F	Total (A+B+C+D+E)	5,89,15,97,330	2,40,01,51,286	54,86,926	66,04,48,143	1,86,17,74,770	28,24,17,864	4,26,94,530	1,18,30,340	88,32,252	1,80,75,237	11,18,33,08,678

Place: Chennai.
Date: 04.05.2023

scl/-
D. Ramana Murthy
Financial Adviser & Chief Accounts Officer
Chennai Port Authority

scl/-
Sunil Paliwal
Chairperson
Chennai Port Authority

CHENNAI PORT AUTHORITY
PROFIT AND LOSS ACCOUNT FOR THE YEAR ENDED 31.03.2023

(Amount in Rs.)

Particulars	Sch. No.	Year ended 31.03.2023	Year ended 31.03.2022
Operating Income			
Cargo Handling and Storage Charges	I	5,34,67,66,167	4,64,07,12,219
Port and Dock Charges	II	3,78,37,13,041	3,07,91,13,034
Railway Earnings	III	4,80,21,563	12,96,27,369
Estate Rentals	IV	50,92,07,354	48,81,42,679
Total		9,68,77,08,125	8,33,75,95,301
Operating Expenditure			
Cargo Handling and Storage Charges	V	1,14,26,36,944	1,12,85,57,305
Port and Dock Facilities for Shipping	VI	1,43,84,88,716	99,12,56,654
Railway Workings	VII	24,47,70,592	30,84,91,005
Rentable land & Building	VIII	7,08,65,399	8,51,57,860
Management and General Admn Expenses	IX	3,52,91,21,498	3,20,37,95,575
Total		6,42,58,83,149	5,71,72,58,399
Operating Surplus		3,26,18,24,976	2,62,03,36,902
Add : Finance and Miscellaneous Income	X	3,88,43,78,481	3,31,21,79,271
		7,14,62,03,457	5,93,25,16,173
Less : Finance and Miscellaneous Expenditure	XI	5,58,56,16,197	4,80,14,10,873
Profit Before Tax		1,56,05,87,260	1,13,11,05,300
Less: Provision for Taxation		-	-
Profit After Tax		1,56,05,87,260	1,13,11,05,300
Less: Amount transferred to Reserve for Replacement, Rehabilitation & Modernization of Capital Assets		13,60,00,000	13,32,00,000
Less: Amount transferred to Reserve for Development, Repayment of Loans & Contingencies		13,60,00,000	13,32,00,000
Amount available for Appropriation		1,28,85,87,260	86,47,05,300
Less : Appropriations			
Contribution to General Insurance Fund		1,00,00,000	1,00,00,000
Contribution to Capital Works (Capital-I & II)		27,61,00,000	32,17,42,149
Total		28,61,00,000	33,17,42,149
Balance carried forward to General Reserve		1,00,24,87,260	53,29,63,151

Sd/-
D. Ramana Murthy
Financial Adviser & Chief Accounts Officer
Chennai Port Authority

Sd/-
Sunil Paliwal
Chairperson
Chennai Port Authority

Place: Chennai.
Date: 04.05.2023

CHENNAI PORT AUTHORITY
SCHEDULES TO PROFIT AND LOSS ACCOUNT

(Amount in Rs.)

Sch. No.	Particulars	Year ended 31.03.2023	Year ended 31.03.2022
	OPERATING INCOME		
I	Cargo Handling and Storage Charges		
	Handling Charges on General Cargo	1,52,38,18,796	92,93,01,914
	Handling of POL Products	53,01,68,183	51,68,64,250
	Storage Fees	52,09,90,432	44,26,62,259
	Cranage	4,28,54,546	2,97,11,338
	Wharfage Charges on Containers	1,45,515	5,533
	Clearing & Forwarding Levy	31,12,985	49,49,810
	Stevedoring Charges	19,87,22,713	22,67,08,733
	Demurrage on General Cargo	7,86,14,090	7,64,65,084
	Harbour Entry Fees	7,08,06,853	7,38,31,618
	Miscellaneous Income	2,35,11,338	1,69,50,163
	Sub Total (A)	2,99,27,45,451	2,31,74,50,703
	<u>Income from BOT Contracts</u>		
	Royalty from CCTPL	87,54,75,333	79,23,32,281
	Revenue share from CITPL	1,47,09,77,713	1,49,62,93,897
	Rev share - Global Port Solutions (MHC)	42,34,336	3,13,02,006
	Amortisation of Upfront Premium - CITPL	33,33,333	33,33,333
	Sub Total (B)	2,35,40,20,716	2,32,32,61,516
	Total (A + B)	5,34,67,66,167	4,64,07,12,219
II	Port and Dock Charges		
	Port Dues	79,38,58,431	63,95,31,480
	Pilotage and Towage	2,12,86,53,263	1,67,36,35,923
	Berth Hire Charges	71,75,56,948	62,72,83,501
	Miscellaneous Income	14,36,44,399	13,86,62,130
	Total	3,78,37,13,041	3,07,91,13,034
III	Railway Earnings		
	Freight and Haulage charges	1,68,56,529	1,83,21,068
	Terminal Charges	2,72,77,134	6,64,14,727
	Miscellaneous Income	38,87,900	4,48,91,574
	Total	4,80,21,563	12,96,27,369
IV	Estate Rentals		
	Licence Fee from Quarters	37,89,741	28,27,263
	Rent from Quarters	2,00,92,627	1,85,32,864
	Rent from Office Accommodation	6,33,65,401	6,53,42,644
	Upfront Premium from office accommodation	6,14,12,544	5,70,81,875
	Lease rent - CCTPL	7,05,861	7,68,964
	Lease Rent, Way Leave Charges - CITPL	12,02,58,659	11,26,54,249
	Electricity and Water Charges	22,18,48,274	21,16,46,508
	Miscellaneous Income	1,77,34,247	1,92,88,312
	Total	50,92,07,354	48,81,42,679

CHENNAI PORT AUTHORITY SCHEDULES TO PROFIT AND LOSS ACCOUNT

(Amount in Rs.)

Sch. No.	Particulars	Year ended 31.03.2023	Year ended 31.03.2022
	OPERATING EXPENDITURE		
V	Cargo Handling and Storage Charges		
	Handling and Storage of General Cargo	66,73,27,568	67,97,33,150
	Handling of POL Products	10,76,40,564	9,72,78,550
	Warehousing	8,69,64,559	8,56,32,708
	Op & Maint. of Cranes including floating cranes	-	25,61,597
	Administration and General Expenses	24,30,33,258	22,23,69,913
	Depreciation	3,76,70,995	4,09,81,386
	Total	1,14,26,36,944	1,12,85,57,305
VI	Port and Dock Facilities for Shipping		
	Towage, Berthing and Mooring	3,82,25,590	5,31,39,935
	Pollution Control	29,87,454	99,67,700
	Pilotage	21,52,04,853	24,26,77,699
	Fire Fighting	12,00,11,779	13,43,04,459
	Dredging and Marine Survey	38,95,15,122	3,30,73,603
	Op & Maint. of Navigational Aids	61,17,57,978	41,85,22,649
	Depreciation	6,07,85,939	9,95,70,609
	Total	1,43,84,88,716	99,12,56,654
VII	Railway Workings		
	Op & Maint. of Locomotives, Wagons, etc.	4,16,13,393	9,50,57,383
	Maint. of Permanent way, Signal and Interlocking Facilities	60,54,120	3,81,214
	Op & Maint. and Admn.&General Exp. of station, yards, Sidings	19,07,40,924	20,66,90,254
	Depreciation	63,62,155	63,62,155
	Total	24,47,70,592	30,84,91,005
VIII	Rentable Land & Building		
	Estate Maint. Admin. and Gen. Expenses	5,71,09,041	7,14,01,501
	Depreciation	1,37,56,358	1,37,56,358
	Total	7,08,65,399	8,51,57,860
IX	Management and General Administration Exp		
	Management and Secretarial	58,46,10,687	57,14,90,098
	Accounting and Auditing	30,05,52,103	25,90,81,516
	Property Tax	2,94,87,965	54,35,777
	Legal related Expenses	91,90,523	37,43,999
	Labour and Welfare Charges	3,17,85,147	16,000
	Medical related Expenses	57,35,41,507	52,13,78,441
	Storekeeping	14,64,36,653	13,27,72,342
	Telephone Expenses	10,81,993	13,51,883
	Engineering and Workshop Overheads	1,79,45,18,305	1,65,21,82,130
	Depreciation	5,79,16,615	5,63,43,390
	Total	3,52,91,21,498	3,20,37,95,575
X	Finance and Miscellaneous Income		
	Interest & Dividend		
	Interest of Fixed Deposits - General Fund	28,93,46,722	20,56,85,743
	Interest on Loan to KPL	16,79,70,266	20,84,95,505
	Interest on I.T. Refund	1,23,00,055	-
	Interest on Advances to Employees	31,82,926	14,55,627
	Dividend from Equity Shares in KPL	2,70,00,00,000	2,40,00,00,000
	Sub Total (A)	3,17,27,99,969	2,81,56,36,875

CHENNAI PORT AUTHORITY
SCHEDULES TO PROFIT AND LOSS ACCOUNT

(Amount in Rs.)

Sch. No.	Particulars	Year ended 31.03.2023	Year ended 31.03.2022
X	Finance and Miscellaneous Income (Contd.)		
	Other Non-operating & Misc Income		
	Profit on Sale of Capital Asset	1,10,998	2,12,51,625
	Sale of Unserviceable Goods	5,90,99,426	10,06,33,684
	Revenue Grant from MEA - Feasibility Study	27,84,800	6,96,200
	Penalties	15,95,94,124	5,20,25,898
	Miscellaneous Receipts	8,13,40,832	8,38,56,006
	Items relating to previous year	5,31,97,584	23,80,78,983
	Duty Credit Scrips	35,54,50,749	-
	Sub Total (B)	71,15,78,512	49,65,42,395
	Total (A + B)	3,88,43,78,481	3,31,21,79,271
XI	Finance and Miscellaneous Expenditure		
	Contribution & Expenditure towards Retirement Benefits		
	Contribution to Pension Fund	82,25,00,000	81,00,00,000
	Contribution to Gratuity Fund	17,20,00,000	16,00,00,000
	Contribution to New Pension Scheme	2,61,46,174	1,01,92,909
	Superannuation Pension - Retired Prior to 14.11.2002	1,46,06,01,034	99,92,98,112
	Family Pension - Retired Prior to 14.11.2002	98,89,94,462	97,68,55,431
	Sub Total (A)	3,47,02,41,670	2,95,63,46,452
	Contribution to Other Funds		
	Contribution to Leave Encashment Fund	22,00,00,000	21,89,00,000
	Contribution to Welfare Fund	15,00,000	15,00,000
	Contribution to Family Security Fund	15,00,000	13,56,592
	Contribution to Loss in Wages Compensation Fund	15,038	17,784
	Sub Total (B)	22,30,15,038	22,17,74,376
	Deferred Revenue Expenditure/ Covid Expenditure		
	One time settlement to SC WWC Emp./Covid Compensation	12,33,12,589	33,12,594
	Sub Total (C)	12,33,12,589	33,12,594
	Other Finance & Miscellaneous Expenditure		
	Bank Charges, Brokerage & Commission	32,80,439	88,40,020
	Interest on Loan from SBI	1,21,94,58,418	1,17,86,43,283
	Amortization of upfront fee paid on Term Loan	31,46,665	31,46,665
	Loss on disposal of Capital Assets	1,28,34,111	26,25,13,635
	Stores Adjustments	5,25,48,168	2,99,63,158
	Prior Period Exp. - Others	47,77,79,098	13,68,70,690
	Sub Total (D)	1,76,90,46,900	1,61,99,77,451
	Total (A to D)	5,58,56,16,197	4,80,14,10,873

sd/-

D. Ramana Murthy

Financial Adviser & Chief Accounts Officer
Chennai Port Authority

sd/-

Sunil Paliwal

Chairperson
Chennai Port Authority

Place: Chennai.

Date: 04.05.2023

CHENNAI PORT AUTHORITY TYPE WISE EXPENDITURE

(Amount in Rs.)

Type Code	Particulars	Year ended 31.03.2023	Year ended 31.03.2022
A	Salaries and Wages		
41100000	Salaries & Wages	3,94,50,68,030	3,87,60,24,969
	Sub Total (1)	3,94,50,68,030	3,87,60,24,969
41100013	Overtime	98,06,945	97,12,617
41100015	Holiday Wages	14,86,614	15,70,946
41100016	Rest Day Wages	3,57,93,395	3,26,63,729
	Sub Total (2)	4,70,86,954	4,39,47,291
41100011	Incentive	1,66,24,578	1,65,49,562
	Sub Total (3)	1,66,24,578	1,65,49,562
41100025	Cafeteria Allowance	6,98,95,065	6,80,61,412
41100031	Children Education Allowance	2,14,49,500	2,64,49,787
41100037	PLR / Bonus / Exgratia	5,50,00,000	5,40,09,561
	Sub Total (4)	14,63,44,565	14,85,20,760
	Total (A)	4,15,51,24,127	4,08,50,42,583
B	Stores Expenses		
41200000	Stores - General Consumption	37,74,782	88,74,271
41200001	Stores - Oper. Consumption	1,67,99,262	94,36,792
41200002	Stores - Fuel Consumption	20,07,88,638	13,93,38,933
	Total (B)	22,13,62,682	15,76,49,996
C	Operation & Maintenance Expenses		
41300000	Hire Charges - Vehicles	2,77,08,581	1,86,13,149
41300001	Hire of Tugs & Floating Crafts	23,58,65,446	23,86,34,398
41300002	Damages & Deficiencies	3,00,000	-
41300003	Separation Amt - CCTPL	75,47,444	35,58,111
41300004	Water Charges	2,56,54,355	2,62,52,731
41300005	Electricity Charges	26,61,45,111	23,12,37,270
41300006	Pollution Control	24,91,525	-
41300007	Police Security (otherthan CISF)	11,48,667	-
41300008	Honorarium	1,62,67,114	1,37,13,728
41300009	Gas Expenses	2,21,262	95,357
41300010	Hire of Man Power	84,19,241	-
41300012	Repairs and Maintenance	7,70,53,015	5,22,27,163
41300013	Annual Lease Charges	2,00,00,000	2,00,00,000
41300014	Disaster Management Program	19,800	50,800
41300015	Testing & Certifying Fees	1,08,453	1,45,000

CHENNAI PORT AUTHORITY TYPE WISE EXPENDITURE

(Amount in Rs.)

Type Code	Particulars	Year ended 31.03.2023	Year ended 31.03.2022
41300016	Insurance - Port Properties	2,32,18,855	1,31,57,745
41300018	Maintenance Dredging	38,87,15,122	-
41300019	Research Development	-	54,142
41300021	ESI - Port Contribution	97,141	1,32,458
41300023	Dry Docking Expenses	70,50,000	-
	Sub Total (1)	1,10,80,31,130	61,78,72,051
	Swachh Bharat Abhiyan		
41310000	Cleaning Wharf	6,46,315	4,59,356
41310001	Cleaning & Repair of Sheds	21,94,572	42,38,872
41310004	Cleaning & Repair of Port Roads	15,42,885	30,75,055
41310009	Modernisation toilet complex in open area	8,71,001	24,88,817
41310012	Painting office building and residences	1,71,01,409	95,00,151
41310014	Cleaning & Repair of drainages & storm water system	5,11,691	3,98,438
	Sub Total (2)	2,28,67,872	2,01,60,689
	Green Port Initiative		
41320000	Environmental Parameter Study	20,05,007	21,76,432
41320001	Plantation in open areas avenues and corners	32,05,761	11,94,099
	Sub Total (3)	52,10,768	33,70,531
	Total (C)	1,13,61,09,771	64,14,03,271
D	Office & General Administration Expenses		
41400000	Postage & Courier Charges	3,34,522	3,41,333
41400001	Tour & Travel Expenses	18,15,555	8,07,644
41400002	TA / Airfare Payment	16,39,994	4,21,370
41400005	Miscellaneous Expenses	52,20,489	23,56,767
41400006	External Trainings	24,67,427	12,74,354
41400009	Entertainment Expenses	1,07,388	2,08,032
41400010	Legal Expenses	68,79,015	49,20,311
41400011	Printing and Stationeries	6,82,237	6,04,916
41400012	Telephone Expenses	10,81,993	13,51,883
41400013	Honorarium - Enquiry Officer	6,06,550	5,80,048
41400014	Internal Training	4,07,899	-
41400016	Business Promotion Expenses	6,77,482	-
41400017	Cont - Chennai Port Trust School	2,80,70,736	1,75,20,610
41400018	Grant to Canteen	1,92,392	2,31,337
41400019	Grant Sports Council	18,50,000	10,00,000
41400020	Hindi Exam / Celebration	4,53,855	2,24,361
41400021	Arbitration Fees	14,75,683	23,41,453
41400022	Professional Consultancy Fees	69,68,370	1,29,64,500
41400023	Advertisement Expenses	18,48,305	5,29,844
41400024	AMC - Off Equip/Comp	5,61,28,479	5,20,08,136
41400025	Subscriptions for books and periodicals	2,00,252	1,57,012
41400026	Audit Fees for C & AG	35,00,000	35,00,000
41400027	Rates & Taxes	2,94,87,965	54,35,777
41400028	Insurance	-	20,526
41400029	Donation & Contribution	1,07,90,517	75,18,586
41400030	Licence Fees	9,600	85,000

CHENNAI PORT AUTHORITY TYPE WISE EXPENDITURE

(Amount in Rs.)

Type Code	Particulars	Year ended 31.03.2023	Year ended 31.03.2022
41400031	Audit Fees otherthan C & AG	17,65,554	24,89,209
41400033	EPF Employer Share	6,20,136	4,86,852
41400034	EPF Admin service charges	14,850	38,466
41400035	EPF EDLI	25,839	20,301
41400036	Publicity Expenses	1,76,769	2,15,644
41400037	Exhibition Expenses	32,427	-
41400038	Board Meeting Expenses	1,11,199	6,59,901
41400039	Expenses on visit of VIPs/VVIPS	50,55,484	37,72,695
41400040	Independence / Republic Day	6,24,420	1,79,246
41400042	Purchase of Furniture, office equipment	8,98,372	1,13,700
41400043	Purchase of Computers / Printers	16,20,000	3,64,788
41400046	Computer Peripherals	37,815	-
41400047	General LTC	43,19,872	10,49,248
	Total (D)	17,81,99,441	12,57,93,848
E	Security Expenses		
41500001	Deployment cost of CISF	31,59,83,240	27,32,19,773
41500002	Arms & Ammunitions	4,44,851	8,23,600
41500003	Clothing & Equipments	14,64,578	14,34,637
	Total (E)	31,78,92,669	27,54,78,010
F	Medical Expenses		
41600000	Stores - Medical Consumption	4,49,40,572	3,24,27,149
41600002	Diet Expenses	10,38,650	2,65,855
41600001	Medical Reimbursement Employees	73,26,898	2,23,27,691
41600003	Medical Reimbursement Pensioners	1,36,71,975	3,52,38,377
41600009	Medical Reimbursement CISF	3,63,418	3,80,594
41600004	Referral Treatment Employees	5,76,03,111	4,28,15,466
41600005	Referral Treatment Pensioners	11,44,66,844	8,01,62,928
41600006	Referral Treatment CISF	12,90,930	12,58,732
	Total (F)	24,07,02,398	21,48,76,792
41700001 to 41700014	Depreciation (G)	17,64,92,062	21,70,13,898
	Grand Total (A) to (G)	6,42,58,83,149	5,71,72,58,399

sd/-

D. Ramana Murthy

**Financial Adviser & Chief Accounts Officer
Chennai Port Authority**

sd/-

Sunil Paliwal

**Chairperson
Chennai Port Authority**

Place: Chennai.

Date: 04.05.2023

CHENNAI PORT AUTHORITY Capital Works Expenditure

(Rs. in Cr.)

Sl. No.	Particulars	Year ended 31.03.2023	Year ended 31.03.2022
1	Budgetary Support	-	-
2	Internal Resources	27.61	32.17
	Total	27.61	32.17

Sd/-
D. Ramana Murthy
Financial Adviser & Chief Accounts Officer
Chennai Port Authority

Place: Chennai.
Date: 04.05.2023

Sd/-
Sunil Paliwal
Chairperson
Chennai Port Authority







CHENNAI PORT AUTHORITY

**ANNUAL ACCOUNTS
2022 - 2023**

**ACCOUNTING POLICIES
AND
NOTES ON ACCOUNTS**



CHENNAI PORT AUTHORITY
ANNUAL ACCOUNTS 2021-2022
SIGNIFICANT ACCOUNTING POLICIES AND
NOTES ON ACCOUNTS

(A) ACCOUNTING POLICIES

1. The Books are maintained under Mercantile System (accrual basis) of accounting as per Ministry's Letter No.PR-20021/2/98-PG dated 6th November 2002.
2. Income is recognized as and when services are rendered and no significant uncertainty exists regarding the amount of consideration that will be derived from rendering of the service.
3. Fixed Assets are exhibited at historical cost less depreciation.
4. Fixed Assets are excluded from the financial statements on disposal. The write-off value of assets is made, as per the provisions of Section 96 of the Major Port Trusts Act, 1963.
5. Fixed Assets under Construction are categorized as Capital Works in Progress.
6. Physical Verification of all Fixed Assets is carried out once in three years.
7. Payments/Contributions which are not considered as Investments in the form of Equity or Loan shall be amortized over a period of 10 years from the first year in which the contribution is made.
8. Depreciation is provided on Straight Line Method at the rates in accordance with the life of those assets as prescribed vide Notification No.PR-24021/28/98-PG dt.20.8.1998 issued by the Ministry of Surface Transport, Ports Wing, Government of India. As per the new Accounting Policy, the Depreciation is provided in proportion to the utility of the Asset, as indicated in the Accounting Policy. Wherever Government fixed life norms is not available for any particular asset, the life norm is adopted as prescribed by the concerned operating Departments.
9. Amount spent towards reclamation of land is treated as Capital Expenditure and no depreciation is charged.
10. Acquisition of Land on Long-term lease by paying amount on upfront basis is treated as Lease hold land and included as fixed assets under the category land. Amount spent towards acquisition of lease hold land is written off / amortized over the lease period.
11. Operating leases are considered as revenue in nature and accordingly the receipts and payments are accounted. However, onetime non-refundable upfront Premium received from lessees are apportioned over the period of lease.
12. Inventories are valued at weighted average cost. Non-stock items are charged to Revenue Account and the Stock items are only shown in the Balance Sheet as Stores and Inventory.
13. Stock items include items that were drawn from Main Stores for consumption/works, but not consumed as on 31 st March and lying at work site/sub-stores.
14. The Long term Investments are stated at cost.
15. Investments consists of the following:
 - a. Equity Contribution in Govt./ PSU Companies
 - b. Inter-corporate loan to other Ports
 - c. Fixed Deposits in Nationalized Banks
 - d. Interest yielding investment with LIC.
16. Disputed claims are not accounted under Sundry Debtors but only disclosed in the Notes on Accounts. A claim of the Port towards its Income made on a Port User challenged in any legal forum by the Port User is considered as Disputed Claim.
17. Irrecoverable debtors/claims are treated as Bad Debts and written-off on approval of the competent authority.
18. Claims accounted as income, but subsequently considered to be ineligible for receipt are treated in the books of accounts as expenditure on approval of the competent authority.

19. Prior period income or expense which arises in the current period as a result of errors or omission in the preparation of Financial Statements of one or more prior periods are included under Finance and Miscellaneous Income or Expenditure respectively.
20. As per the Revised Accounting format approved by the C&AG, all the investments are disclosed in Schedule-VII, all the bank deposits and bank balances are shown in Schedule-X.
21. In respect of posts created and identifiable to a particular project, the related establishment costs are charged to the project. In respect of posts created and operated for multiple projects, then such establishment cost are apportioned taking the weighted average of the number of months and the number of projects for which the posts are operated during the particular Financial Year.
22. Administrative Overheads at the rate of 2% on Capital Expenditure is charged and capitalized in respect of works contracts involved in progressive monitoring and certification of running bills by ChPA Engineers, whether it is mechanical or civil contracts and not in respect of supply items.
23. In respect of employees retired before 14.11.2002 the Pension payments are charged to the Profit and Loss account. In all other cases the Pension payment including arrears payment, if any, are met from the earnings of the Pension Fund. All Gratuity payments are met from Gratuity Fund..
24. Leave Encashment Fund has been constituted for meeting the encashment liability with effect from the Financial Year 2010-11. Necessary contribution is made to build the corpus of this Fund based on the actuarial valuation, subject to a minimum contribution to the extent of actual expenditure incurred during the previous year.
25. Exceptional / Non-Recurring revenue expenditure which are considered to provide benefits to the Port over a period of more than one year or which are considered to result in mitigation of future expenditure or any of the obligations of Port are treated as Deferred Revenue Expenditure and are written off over a period not exceeding 5 years.
26. Chennai Port Authority follows income approach in respect of revenue grants received by it from the Government of India and accordingly receipt of grants are treated as income to the extent of expenditure incurred towards the purposes for which the grant is received and the remaining amount is treated as liability.
27. (a) (i) Government grant relating to construction/acquisition of fixed assets are recognized in the financial statements when there is reasonable assurance that the Port will comply with the conditions attached to the terms of grant and that the grant will be received.
(ii) Government grants related to specific fixed assets are presented in the balance sheet by showing the grant as a deduction from the Gross value of the assets concerned in arriving at their book value. Where the grant related to a specific fixed asset equals the whole, or virtually the whole, of the cost of the asset, the asset is shown in the balance sheet at a nominal value.
(b) Specific grants related to Revenue are shown separately under the respective head.
(c) Income earned by ChPA through Duty Credit Scrips (DCS) is recognized on receipt of the DCSs at the values estimated on prudent basis. Subsequent excess realization or short realization on sale /transfer/utilization of the DCSs in comparison to their originally recognized value is treated as revenue income or revenue expenditure and reported under Finance & Miscellaneous Income or Finance & Miscellaneous Expenditure. Any reduction in the carrying values of these DCSs on subsequent balance sheet date(s) and/or on account of expiration of these DCSs are treated as revenue expenditure and reported under F&M Expenditure.
28. Earnest Money Deposit (EMD), Security Deposit (SD) and Miscellaneous Deposit lying unclaimed for more than 3 years under the Deposit code are treated as Lapsed Deposits and taken to the Finance & Miscellaneous Income. Refund of such deposits, upon receipt of claim at a later-date, is treated as revenue expenditure and reported under Finance and Miscellaneous Expenditure.

(B) NOTES ON ACCOUNTS

1. The financial statements have been prepared as per the revised format based on the orders of the Ministry of Shipping, Government of India vide letter No.PR-20021/2/98-PG dated 6.11.2002 for implementation of the Revised Standard Norms of Accounts for Major Port Trusts.
2. In March 2020, Chennai Port Authority acquired the equity shares of KPL from Gol at a consideration of Rs.2383 Cr. for the acquisition of the equity shares. ChPA had availed a term loan of Rs.1775 Cr. from SBI, CAG Branch, Egmore, Chennai in FY 2019-20, at an interest rate of 8% p.a., repayable over a period of 15 years. As on 31.03.2023, Chennai Port Authority has repaid principal amount of Rs.308.43 Crores and the outstanding Term loan balance is Rs. 1466.56 Crores. The existing rate of interest for the Term Loan is 8.50% p.a. The total Term Loan Principal re-payment made during the FY 2022-2023 is Rs.135.18 Crores.
3. Chennai Port is paying Interest on the Term loan obtained for acquisition of M/s. KPL from SBI, CAG branch within the due date and the total interest paid during the Financial year 2022-23 is Rs.121.95 Crores.
4. M/s. KPL has paid dividend of Rs.270 Crores during the Financial Year 2022-2023 including Interim dividend of Rs.60 Crores for the FY 2022-2023.
5. During FY 2019-2020 Chennai Port Authority acquired 10,000 Equity Shares of Kanyakumari Port Ltd at a cost of Rs.1,00,000/-.
6. During FY 2019-2020 Chennai Port Authority acquired 10,000 Equity Shares of Dredging Corporation of India from the Secondary Market at a cost of Rs.33,39,311/-
7. During FY 2022-23 Chennai Port Authority acquired 13010 Equity Shares of MMLP Private Limited at a cost of Rs.1,30,100/-.
8. CESTAT vide its order dt.12.6.2017 has held that ChPA is liable to pay service tax together with applicable interest and penalty for its receipts of Terminal Handling Charges (THC) from Southern Railway during the period from 01.07.2003 to 26.08.2007. The total liability as on 31.3.2019 was Rs.41.17 Cr. (Service tax – Rs.7.67 Cr., Interest – Rs.18.86 Cr. & penalty Rs.14.64 Cr.). Against this amount, ChPA has paid a sum of Rs.0.88 Cr. by means of payment subsequent to adjudication order for the period from 01.07.2003 to 31.01.2004 and a further sum of Rs.2.00 Cr. as pre-deposits. ChPA had filed an appeal before Apex Court challenging the order of CESTAT. ChPA had filed an application under the SabkaViswas (Legacy Dispute Resolution Scheme) 2019, for settling this litigation. Based on the direction given by the authorities, the Case filed by ChPA has been withdrawn and Withdrawal Orders has been submitted to Committee SVLDRS for closure of Form 4, and the closure order is yet to be issued by the GST Department. Further the suit filed by ChPA before the Hon'ble High Court of Madras for recovering the above dues from Southern Railway vide WP No.10625/2009/ dt.17.07.2009 is still pending.
9. **Details of ChPA's claims for various services rendered by the Port which are disputed by the parties other than M/s. CCTPL and M/s CITPL.**

Descriptions	Rs. in Cr.
O/b of outstanding Claims as on 01.04.2023	204.49
Less: Realised / adjusted during the year	24.75
Add: Interest & Penalty for the year 2022-23	0.22
C/b of outstanding Claims as on 31.03.2023	179.96

10. Short fall in MGT by Iron Ore Exporters

Port had claimed a sum of Rs.39.80 Cr. from 11 iron ore exporters towards shortfall in MGT for the period from 28.7.2010 to 31.12.2010 and initiated action for encashment of BGs. The iron ore exporters have filed Writ Petitions and obtained stay for encashment of BG. The Bank Guarantees were being extended by the firms from time to time as per Court directions.

Among the above, as per the High Court Order on Civil suit No.1050 of 2010 filed by M/s.Tungabhadra Minerals Private Ltd. (TMPL), the Bank Guarantees submitted by the firm has been encashed during the FY2016-17 and adjusted against the dues. M/s.TMPL has filed OSA No.57 of 2017 against Chennai Port Trust to set aside the judgement and decree dated 12.1.17 passed by the Hon'ble Single Judge in C.S. No.1050 of 2010.

M/s. V S Lad and Sons has not extended the Bank Guarantee amount of Rs.7.32 Cr. and violated the Court direction. Hence, writ petition filed in the Madras High Court (WP5109 of 2018 in WMP 27796 in WP29366 of 2010) and the same is pending. Subsequently, another Bank Guarantee furnished by M/s.V S Lad & Sons amounting to Rs.3.62 Cr. has been encashed during 2017-18 and adjusted against the dues.

M/s. Bharat Mines & Minerals has not extended two BGs amounting to Rs.7.32 Cr. and Rs.1.11 Cr.respectively. Hence both BGs were invoked, amount encashed and adjusted against the dues.

Hon'ble High Court Madras order dt.25.11.2021 dismissed the Writ petitions filed by the Iron Ore exporters. Accordingly, the Bank Guarantees of 7 firms viz. Kariganur Mineral Mining industry (KMMI), Trident Minerals, Hothur Traders, Deccan Mining Syndicate (P) Ltd., MSPL Ltd, Lakshminarayana Mining Company (LMNC) and Bellary Iron Ore Pvt Ltd. for the total value of Rs.44.23 crores have been encashed by Chennai Port Authority and adjusted against the dues payable by the respective firms towards shortfall in MGT in the year 2021-22.

Out of the balance amount available after adjusting the principal dues, interest on Shortfall in MGT and Service Tax, totally amounting to Rs.9.10 crores has been adjusted during the year 2022-23 and action is being taken to recover the balance interest dues.

In respect of MMTC, High Court has disposed the case with a direction to the petitioner to approach Administrative Mechanism for Resolution of CPSEs Disputes (AMRCD). A letter was sent to M/s. MMTC on 12.04.2022 to take up the issue with AMRCD. MMTC has informed that it has approached their Ministry to take up the matter through AMRCD mechanism. The BG furnished by MMTC for the value of Rs. 10,98,90,000/- is valid till 31.08.2023.

11. Other Vessel Related Litigations:

- (i) M/s. Jansee Steel Industries Pvt. Ltd, has taken over the vessel M V Eleni. The total dues to be recovered is Rs.1.60 Cr. and the interest accrued is Rs.3.23 Cr. Upto 31.03.2023. The Court case is still pending vide CS 751/2008 filed by M/s. Jansee Steel Industries Pvt. Ltd vs Chennai Port Authority and three others.
- (ii) The vessel M.T. Prathibha Cauvery ran aground during cyclone Nilam on 31.10.2012 and was re-floated on 11.11.2012 and subsequently berthed at JD-IV on 21.11.2012 as per the direction of DG Shipping for a limited period of two days. Notice dated 04.01.2013 under Section 14(1) of the Indian Ports Act, 1908 issued to the owners in compliance with the BR No.128 dated 21.12.2012. A sum of Rs.1.29 Crores is due for the vessel MT Prathiba Cauvery as per Bill No.166 dated 19.06.2013. The case No.89 of 2013 is still pending in the High Court.
- (iii) M.V. Thai Hong (renamed as M.V. Kathija) - M/s. John f. Fidele & company & 2 others – Vessel related charges – Rs.1,42,472/-, Judgement Debtor not honouring the decree. Hence, EP No. 284 of 2004 was filed & is still pending.
- (iv) M.V. Sea Heron – M/s. John Fidele & company and 2 others – Vessel Related Charges – Rs.6,58,251/- Appl no 2994 of 2002 – C.S. No 167 of 1985 – Case transferred to Hon'ble city civil court in 2014 & is still pending.

- (v) M.B. Nile Progress & M.B. Eastern Pride - M/s. Eastern Waterways Pvt., Ltd., - Vessel Related Charges – Rs.13,34,760/-. The Hon'ble High Court vide order dated 16.2.22 has dismissed the writ petition filed by the Petitioner vide WP.No.8514 of 2013 as withdrawn with no costs. The firm has already paid 50% of the dues amounting to Rs.6,67,380/-. Action is being initiated for recovery of the balance amount from the firm.
- (vi) The Vessel M.V. ISLAND PRIDE was distrain and sold for recovery of Vessel Related Charges, but the sale proceeds were not sufficient. Hence recovery suit was filed against M/s. TNSS Steels Pvt., Ltd., for Rs.1,08,84,931/- under case C.S.No.127 of 2008. The matter is sub-judice and pending in Hon'ble High Court of Madras.
- 12. Wharfage of Rs.3,28,40,656/- is due from M/s. DCI from 19.7.2013. The dispute has been referred to inter-organization Dispute Committee and the same is still pending. The matter is being pursued with IPA to resolve the issue.
- 13. As per the decretal order dt.22.11.2015, Chennai Port being a judgement debtor is entitled to claim a sum of Rs.14,24,903/- along with interest from M/s. Maersk Line India P Ltd. as per the court order. Action is being taken to file Execution Petition against the firm to realize the dues.

14. Claims under dispute with M/s. CCTPL :

Chennai Port Authority has claimed service charges on Electricity Charges @ 20% along with Service Tax/GST on service charges from M/s. CCTPL. This was disputed by M/s.CCTPL and the subject was taken up by M/s. CCTPL for Arbitration. The amount involved in the arbitration is Rs.14.24 Crores with regard to Electricity charges due from CCTPL including CHPA's claim for a sum of Rs.1.44 Crores with applicable interest on account of Wharfage for Cranes imported by M/s. CCTPL. The Arbitration Tribunal vide Award dated 6.2.2019 have dismissed both the claims of Chennai Port Authority and passed the Arbitration Award in favour of M/s. CCTPL disposing the claims of ChPA for the service charges on electricity Charges and Wharfage Charges as claimed by ChPA were not allowed. Subsequently, Chennai Port Authority filed an appeal against the Arbitral Award in the Hon'ble Madras High Court vide Case No: OP 400/2020. The appeal was disposed off vide order dated 22.10.2021 directing that it is open for both the parties to go for fresh arbitration only in respect of the interpretation of contract relating to the charges to be paid for supply of the power alone. Further, M/s CCTPL got an interim stay against the order of the Hon'ble High Court by filing an Appeal under OSA 146 of 2021. Vacation of Stay is under process.

15. Claims due from M/s.CITPL

- a. The assets handed over to M/s.CITPL as per the terms of Licence Agreement have been listed in Appendix-3 of the agreement dated 07.03.2007.
- b. As per Licence Agreement, requisition was made by M/s. CITPL during October 2011 for reclaimed land and Chennai Port has fulfilled its obligation w.r.t Environmental clearance for the reclaimed land of 39,000 sq.m. including the appointment of Independent Engineer and given sufficient time for taking over the land by paying land lease charges amounting to Rs.4.38 Crores. However, M/s. CITPL disagreed to take possession of the land citing the disputes pending before the Hon'ble High Court of Madras with regard to annual escalation on annual land lease charges.
- c. As per License Agreement, M/s.CITPL has to pay the annual land lease charges for waterfront area from 11th year of license period. M/s CITPL has remitted a sum of Rs.4.37 crores towards Annual Land Lease Charges for waterfront area for the year 2017-18 and Annual Land Lease Charges for waterfront area for the year 2018-19 under protest as against Rs.16.76 crores as claimed by Chennai Port Authority. The amount of Rs.4.37 Crores paid towards annual land lease charges for waterfront area from 11th year of license period as disputed; this amount of Rs.4.37 Crores is reported as contingent liability.
- d. M/s. CITPL has disputed the applicability of base year for rate of escalation on the rate applicable for developed area and the subject matter is pending before Hon'ble High Court. M/s CITPL has

also challenged the claims of Chennai Port Authority on the Revised Scale of Rates effective from 24.01.2015 before the Arbitral Tribunal. The Arbitration Award was awarded in favour of M/s. CITPL and Chennai Port Authority has challenged the Award by filing an appeal against the Arbitral Award before the Hon'ble High Court. The Disputed claims involved in this Case amounts to Rs.157.02 Crores including outstanding dues and additional security deposit on account of water front areas for the period from 2007-08 to 2022-23.

- e. M/s CITPL has filed another arbitration case to consider for collection of lease rent @ Re.1 per Sq.m on par with M/s CCTPL and the same was dismissed by the Arbitration Tribunal vide Award dated 25.03.2020 stating that the award of the License Agreement to M/s CCTPL (in the year 2001) and M/s.CITPL (in the year 2007) were not in the same years and therefore the claimant cannot compare himself with the other operator namely M/s CCTPL and also the claim is barred by constructive resjudicata. The Arbitration award was given in favour of Chennai Port Authority. The Costs awarded in favour of Chennai Port Authority amounting to Rs.1,00,000/- is still outstanding from M/s.CITPL.
16. The income accounted by way of Royalty / Revenue Share from M/s.CCTPL/CITPL is provisional and subject to Audit by an Independent Auditor. Any shortfall in Royalty / Revenue Share is being reconciled from time to time.
17. A sum of Rs.23.01 Cr. towards differential Container storage charges is still due from the 38 firms which includes three pending cases before the Hon'ble High Court of Madras for a total value of Rs.1.51 Cr. pertaining to M/s. Arebee Star Maritime Agency P. Ltd. and M/s International Clearing and Shipping Agency and M/s. Chakiat Agencies. The cases are still pending.
18. M/s Global Port Solutions Pvt. Ltd is entrusted with Harbour Mobile Crane Contract on revenue sharing basis @ 27.27% and Revenue Share to Chennai Port Authority for the Cargo handled is being remitted as per month on month basis. Subsequently, an Arbitration was invoked by M/s GPSPL against Chennai Port Authority by filing Claims for reimbursement of loss in payment of EMI , Reimbursement of the loss in paying of salary to crane operators, direction to Chennai Port Authority that First preference to be given as per agreement , Estimated Loss of Revenue , Waiver of Wharfage Charges for import of the Crane and Waiver of Revenue Share of 27.27% for fault of Chennai Port Authority on which the Tribunal has awarded in favour of M/s GPSPL directing Chennai Port Authority to pay an amount of Rs 13.53 Crores. The Award was challenged by Chennai Port Authority in the Hon'ble High Court vide OP No: 1049 of 2019.

M/s GPSPL had stopped remitting the Revenue share payable to Chennai Port Authority from 09.03.2020 onwards. Chennai Port has taken action for encashment of Bank Guarantee furnished by M/s GPSPL against which M/s GPSPL has filed an Injunction suit vide OP 437 of 2019 for Stay and the stay was vacated by the Hon'ble Court and the Bank Guarantee was encashed on 20.11.2020. The dispute has been referred to Conciliation and Settlement Committee constituted by Indian Ports Association, New Delhi and the Conciliation Proceeding were conducted by the members of the Conciliation Settlement Committee and Settlement Agreement was entered between the Chennai Port Authority and M/s GPSPL in the Conciliation Proceedings before the Conciliation Settlement Committee on 30.09.2022.

The CSC has settled the disputes between Chennai Port Authority and M/s GPSPL and both the parties have agreed on the following:

- I. Chennai Port Authority will compensate M/s GPSPL for Operational Losses amounting to Rs. 7.28 Crores.
- II. M/s GPSPL will pay the pending Dues of Revenue Share amounting to Rs.3.46 Crores.
- III. M/s GPSPL will pay liquidated damages of Rs.0.33 Crores.
- IV. The Concession Agreement is terminated with the consent of both the parties with effective date as 01.12.2022.

V. M/s GPSPL will be granted a Licence under Chennai Port Trust (Licensing of Stevedoring and shore handling) Regulations, 2021 from effective date i.e 01.12.2022.

As per the settlement Agreement signed by both the parties all the dues receivable from M/s GPSPL are settled in the books of accounts and the payments to be made to M/s GPSPL are settled in the FY 2022-2023.

19. A sum of Rs.3.53 crore is due from 01.04.2004 to 31.03.2009 towards escalation in license fee along with Service Tax due to the Port based on the New Land Policy, out of which an amount of Rs.0.19 crore has been realized till 31.3.2023 and balance dues is Rs.3.34 crores. Out of Rs.3.34 crores due to the Port, a sum of Rs.3.20 Crores is due from 9 Port users who have filed case in the Court against the demand made by the Port. Out of the 9 Writ Petitions, 7 Writ Petitions have been ordered in favour of the Petitioners and remaining two Writ Petitions are still pending. Further action will be taken after obtaining the opinion of ASGI.
20. During FY 2021-22, Director General of Foreign Trade (DGFT) has issued Duty Credit Scrip to Chennai Port for a face value of Rs.17,47,07,414/- and Rs.21,49,23,383/- for FY 2017-18 and 2018-2019 respectively. These Scrips were sold by e-auction through MSTC online portal to the successful bidder at the quoted rate of 91.20% and 91.25% of face value, amounting to Rs.15,93,33,162/- and Rs.19,61,17,587/- respectively.
21. Some of the licensees have disputed the bills/claims raised by the allotting Departments and not remitted the rental dues.
22. (i) Accrued interest on investments under various Funds has been worked out as per Terms of Investments.
(ii) With respect to fixed deposits placed with Indian Bank Koyambedu Branch, ChPT received a letter on 14.5.2020 intimating closure of deposits made on 04.05.2020. Chennai Port Authority has not closed any such fixed deposits in Indian Bank Koyambedu Branch the matter was taken up with the highest authorities of Indian Bank. The total amount invested with Indian Bank for the period March -2020 to May-2020 amounting to Rs.100.57 Crores. Indian Bank Authorities have confirmed that the bank has received the funds from Chennai Port Authority as provided vide letter dated 16.05.2020 and with respect to issues raised by the Port, Internal Investigation was under process. Chennai Port Authority has lodged a complaint with CBI on 21.5.2020. Subsequently, Indian Bank informed that keeping in view of the suspected fraud committed by the Impersonator, bank has lodged a complaint to CBI and they presumed that the term deposit receipts held by Chennai Port Authority are not original. Subsequently, CBI has taken over the fixed deposit receipts held by Chennai Port Authority.
(iii) The Maturities of the Fixed Deposits in the months from March-2020 to May 2020 for the Invested Fixed deposit amount of Rs.100.57 Crores was not credited by Indian Bank. A Writ Petition Vide W.P No.11063 of 2021 against Indian Bank has been filed in the Hon'ble High Court of Madras by Chennai Port Authority for credit of the invested Fixed Deposits of Rs.100.57 Crores along with accrued Interest.
(iv) As directed by the Hon'ble High Court of Madras, Indian Bank Koyambedu branch, has transferred a sum of Rs.55,19,33,574/- to Chennai Port Authority on 26.08.2021. The same has been adjusted towards the Investment made under General Provident Fund (GPF) – Rs.29,77,00,000/-, Leave Encashment Fund (LEF) - Rs.25,31,00,000/- and the balance amount of Rs.11,33,574/- is kept under deposit. As regards the balance amount of Rs.45,38,16,426/- and Accrued Interest, action will be taken based on the outcome of the Court case. The matter is being pursued with LA/ASG for early listing and quick disposal of the case in the above Writ Petition No. 11063 of 2021.
23. ChPA has received a total amount of Rs.12.87 Cr. during FY 2006-07 and FY 2007-08 from Government of India towards Tsunami Rehabilitation Programme and incurred a total expenditure of Rs.11.66 Cr. towards this purpose up to 31.03.2023. The remaining amount of Rs.1.21 Cr. is reflected as liability in the balance sheet.

24. As per Board approval vide BR No.86 dt.30.1.2018, a sum of Rs.1.40 Cr. has been paid to the staff/Workers of Chennai Port Authority Seashore canteen and staff/Workers Chennai DLB Women's Welfare Association during the year 2018-19 towards Onetime settlement including Wage Revision arrears. This amount is treated as 'Deferred Revenue Expenditure and amortized over a period of 5 years. Accordingly an amount of Rs.0.28 Cr. is being charged to revenue expenditure from FY 2018-19.
25. 9 Employees of ChPT& DLB Educational Higher secondary school have applied for Special VRS and the same has been approved by competent authority and relieved w.e.f 31.12.2020. The settlement details are Rs.66,33,079/- towards Gratuity and Leave Salary and Rs.26,01,085/- towards VRS Ex gratia. Out of which, Rs.26,01,085/- being the VRS Ex gratia is treated as deferred revenue expenditure and amortised over a period of five years from 2020-21. Accordingly, a sum of Rs.0.05 cr. is being charged to revenue expenditure from 2020-21 onwards.
26. A Concession Agreement was executed with M/s Chennai Bunkering Terminal Private Ltd. on 30.03.2013, for "Setting up a Barge handling facility at Chennai Port on DBFOT basis". Due to non-fulfilment of Condition Precedent, termination notice was issued and Concession Agreement terminated w.e.f.01.02.2016. The Concessionaire invoked Arbitration proceedings against the termination notice. The Tribunal passed the final award on 30.03.2018, in favour of Port i.e., "Issuing of Termination order is valid." Consequent to the above award, ChPA awarded in-house contract on 31.03.2018 for "Construction of Bunker Berth at Bharathi Dock" funded through its internal resources and Government Grants-in-aid and the work also completed. However, the Concessionaire filed OP No.415 of 2018, before the Hon'ble High Court, Madras, relating to Termination Order. The Hon'ble High Court, vide judgement dated 30.04.2019, set aside the award of the Arbitral Tribunal. In this regard, Chennai Port filed a OSA No.171 of 2019 and the Hon'ble Division Bench has granted interim stay on 23.07.2019 on the Hon'ble Single Judge Order dated 30.04.2019, in OP No.415 of 2018. The order states that "the Board of Trustees, ChPT, shall be free to undertake fresh tender process for the contract in question. However, that will remain subject to the final result of the present OSA". The OSA not yet listed for hearing.
27. The details with reference to Memorandum of Lease Deed entered with SIPCOT:
An amount of Rs.74.40 Lakhs is receivable from SIPCOT.

Sl. No.	Description	Rs.in Cr.
1.	Balance amount refundable by SIPCOT	0.74
2.	Dues payable by ChPA to SIPCOT (Tree value, Stamp duty for exchange of land, shifting of Electrical post, relocation of borewell, Security charges upto 28.02.2021	0.70
3.	Security charges payable for the period from 01.03.2021 to 31.05.2021	0.01
4.	Refundable amount	0.03

As requested by SIPCOT, ChPA, vide letter dated 08.05.2020, conveyed its in-principle consent to surrender a portion of land measuring 0.25 acres, wherein a temple was constructed by local people by encroaching the land.

Subsequently, during the discussion held on 29.01.2021, MD, SIPCOT has informed that one mud road pathway which is extended in S.No.1228/1 is used by the Villagers for their daily movement and that a private land owner also filed a Writ Petition in this regard. In this connection, SIPCOT, vide letter dated 07.05.2021 & 20.10.2021, requested ChPA to surrender 1.03 acres of land at Mappedu and the amount will be refunded, upon execution/registration of lease deed and handing over the land to SIPCOT.

The Surrender Deed for surrendering the portion of leased land parcels to an extent of 1.28 acres (0.25 acres + 1.03 acres) at S.No.1228/1 at Mappedu, was executed on 31.03.2023 at the Sub-Registrar Office, Perambakkam. The Original duly registered Surrender Deed is yet to be received by ChPA. SIPCOT has been requested to pay the Compensation amount of Rs.1,02,40,000/-, towards surrendering the 1.28 acres of leased land parcels, as committed by SIPCOT, in the Surrender Deed executed on 31.03.2023

The land at Mappedu leased from SIPCOT, has been offered to the SPV, "CHENNAI MMLP PRIVATE LIMITED" for the "Development of MMLP at Mappedu", towards equity contribution of ChPA.

28. The Deposits from Merchants, Contractors & Others under Schedule-XII - Current Liabilities includes an amount of Rs. 20.66 Cr. towards Deposit Works undertaken by ChPA on behalf of Indian Navy, Coast Guard, Southern Railway and IOCL.
29. With respect to encroachment of Port Land at Tondiarpet Housing Colony, case is pending in the City Civil Court, Madras. Notice ordered on 19.04.2021 to the Association to be returnable by 14.06.2021. The case was dismissed due to inordinate delay of more than 2000 days and there is no proper justification of the delay. Action is being taken for seeking fresh appeal for condonation of the delay.

With respect to Encroachment of Land at Tirisoolam, case no.WP No.517 of 218 is pending in the Hon'ble High Court of Madras. Hearing posted on 08.06.2021 and as directed by High Court a team of officials to be formed by District Collector to ascertain the title of the Land. In this regard, the RDO, Tambaram inspected the site on 06.04.2023.

With respect to 9.69 acres land formed by natural accretion at the southern foreshore, within Port limits, this land was allotted by GoTN to Navy vide GO dt.06.05.2014. However, the request was declined by GoTN vide letter dated 28.08.2017 stating that the cancellation of the said GO could not be complied with, since the unsurveyed portion of the reclaimed land has already been transferred in favour of Indian Navy for the purpose of setting up of Sagar Prahair Bal. However, since the allotted area lies within the waterfront limits of Chennai Port Authority and is product of natural accretion and therefore the land cannot be considered as vacant and unsurveyed, Chennai Port once again requested GoTN to cancel the GO and restore the land to Chennai Port. but the issue remains unsettled.

30. **Income Tax Issues**

Chennai Port Authority was brought under the income-tax purview w.e.f, 01.04.2002 following the amendment to section 10(20) of the Income Tax Act, 1961 in the Finance Act, 2002. Since then ChPA has been remitting taxes on the respective due dates as applicable to a non-corporate assessee and the returns of income are being filed regularly. Subsequently, in view of the registration granted to ChPA u/s 12AA Vide DIT(E)'s order dated 16.06.2008 w.e.f. 01.04.2002, ChPA filed statements/returns claiming the exemption u/s 11 of the Income Tax Act 1961 for FY 2002-03 to FY 2007-08 and obtained refunds of all the taxes paid for these years.

However, the amendment to section 2(15) in the Finance Act, 2008 brought ChPA again under income-tax purview. Consequent to this amendment, the registration granted to ChPA u/s 12AA has been cancelled by the DIT (E) w.e.f. FY 2008-09 and this cancellation is challenged by ChPA in the tax litigation pending before the Hon'ble High Court of Madras.

The Writ appeals filed by ChPA before the Hon'ble High Court of Madras were disposed vide Order dated 25-08-2022 for the financial years 2002-2003 to 2005-2006. The High Court has set aside the impugned Orders and directed Income Tax Department to consider afresh as to be entitlement of exemptions by ChPA under Sections 11, 12, 13 of Income Tax Act, 1961. Hon'ble High Court has also directed Income Tax Department to pass such Orders as expeditiously as possible preferably within 12 weeks from the date of receipt of Order dated 25-08-2022.

Consequently, the assessments of financial years 2002-2003 to 2005-2006 were assessed by the Assessing Officer and Income Tax Department by the Orders dated 14-03-2023 has raised the demands against Chennai Port as detailed below:

Financial Years	Amount of Demand (in Rs.)
FY 2002-2003	0.00
FY 2003-2004	27,25,51,497.00
FY 2004-2005	64,85,15,274.00
FY 2005-2006	56,37,98,194.00
Total	1,48,48,64,965.00

The impugned Orders of Demand dated 14-03-2023 passed by the Assessing Officer were challenged by Chennai Port Authority before the Hon'ble High Court of Madras by filing Writ Appeals and the Writ Appeals were set aside by Hon'ble High Court of Madras vide Order dated 25-04-2023 and the matter is remanded back to the Income Tax Department for fresh consideration.

The following is the Status of Income Tax matters for different financial years before the various Tax Authorities:

FY 2009-10: Income Tax Department is to pass "giving effect to" order for the order of ITAT passed on 25.11.2016 in ITA No.1143/2016 and grant refund of Rs.0.28 Cr. of income-tax together with applicable interest w.e.f 01.04.2010.

FY 2010-11: Income Tax Department is to pass "giving effect to" order for the order of CIT (A) -17 passed on 30.03.2016 and grant refund of Rs. 3.02 Cr. of income-tax together with applicable interest w.e.f- 19.06.2014.

FY 2011-12: Income Tax Department is to pass "giving effect to" order for the order of CIT (A) -17 passed on 23.08.2018 allowing the claim of deduction u/s 80IA of Income Tax Act, 1961 and grant refund Rs.9.66 Cr. of income-tax together with applicable interest w.e.f 1.4.2012. This order of CIT (A) is challenged by the Income Tax Department before ITAT. The Learned Tribunal vide Order dated 08-06-2022 has disposed the appeal in favour of ChPA allowing the deduction u/s 80IA and Income Tax Department appeal stands dismissed.

FY 2012-13 Income Tax Department is to pass "giving effect to" order for the order of CIT (A) -17 passed on 23.08.2018 and the order of CIT (A) was challenged by ChPA for disallowing deductions u/s 14A r.w.r. 8D and ITAT wide Order dated 08-06-2022 has disposed the appeal filed by the ChPA stands partly allowed for statistical purposes.

FY 2013-14: Income Tax Department is to pass rectification order and refund the difference of TDS of Rs.0.53 Cr. together with applicable interest w.e.f 1.4.2014.

FY 2014-15: Income Tax Department is to pass rectification order and refund the short grant of interest u/s 244A amounting to Rs. 0.16 Cr.

FY 2015-16: Income Tax Department is to pass rectification order and refund the short grant of TDS of Rs.1.96 Cr. together with applicable interest w.e.f. 1.4.2016.

FY 2016-17: As against the claim of Rs.26.22 Cr. an amount Rs.24.07 Cr. together with interest has been determined in March 2019 in the intimation of the Income Tax Department and this amount is due to be received. Rectification petition is being filed for rectification of the mistakes contained in this intimation. Refund of Rs.29.29 Cr. received on 5.9.2020 along with interest of Rs.5.42 Cr.

FY 2017-18: Income tax payable as per the normal provisions is NIL. Against the amount claimed as refund the Income Tax Department has processed the Refund for Rs. 7.45 Cr. which was

received on 5.9.2020 along with interest of Rs.0.58 Cr. Further, Show Cause for proceedings u/s 143 (3) of the Income tax Act, 1961 has been issued on 08.06.2021 and Draft assessment order is issued on 12.06.2021 disallowing deduction to a tune of Rs.0.376 Crores for which reply has been furnished by Chennai Port Authority. Income Tax Department finally passed penalty Order by assessing un-reported income of Rs. 37,60,735 and passed penalty demand notice for Rs. 5,64,110/-.

FY 2018-19: - Income Tax Payable as per the Normal provisions is NIL. However, Income tax provision for an amount of Rs.4.65 Cr. has been made being the income tax payable on the Dividend Income of Rs.40 Cr received by ChPA. The excess tax paid amounting to Rs.8.13 Cr on account of TDS claimed as refund has been received on 25.02.2021.

FY 2019-20: - Income Tax Payable as per the Normal provisions is NIL. However, income tax provision for an amount of Rs.2.97 Cr. has been made being the income tax payable on the Dividend Income of Rs.25.51 Cr. received by ChPA. The excess tax paid amounting to Rs. 13.28 Cr. On account of TDS has been claimed as refund and the assessment u/s. 143(3) is completed by the Income Tax Department. Total income assessed u/s, 143(3) r.w.s. 144B of the Income Tax Act at Rs. 25,41,00,610 /- and order passed. Interest u/s 234A, 234B, 234C & 234D as applicable has been charged. Income Tax Department had passed a NIL Demand Order u/s 156 of Income Tax Act, 1961. And, we have a received a Refund of Rs. 14.51 Crores during the Financial Year 2022-2023.

FY 2020-21: - Income Tax Payable as per the Normal provisions is NIL, The Tax deducted at source for the FY 2020-2021 is Rs.10.69 Crores and the Income from business or profession adjusted against the carried forward business losses from the earlier years and the losses of the current year to be carried forward is Rs. 42.72 Crores and the dividend income from M/s KPL of Rs.180 Crores has been assessed in the current year. The refund claimed for the FY 2020-2021 is Rs. 10.69 Crores and is assessed u/s 143 (1) of the income Tax Act,1961 and a total refund of Rs. 11.69 Crores is receivable from the Income Tax Department which includes an interest amount of Rs. 1.06 Crores, which is kept on hold for adjustment against the earlier demand notices.

FY 2021-22: - Income Tax Payable as per the Normal provisions is NIL, The Tax deducted at source for the FY 2021-2022 is Rs, 64.99 Crores and the Income from business or profession adjusted against the carried forward business losses from the earlier years and the dividend income from M/s KPL of Rs.240 Crores has been assessed in the current year. The refund claimed for the FY 2021-2022 is Rs. 50.11 Crores and is pending for assessment u/s 143 (1) of the income Tax Act,1961.

31. The corpus available in Pension Fund as on 31.3.2023 is Rs.3680.76Cr. as against the amount required as per actuarial valuation of Rs.6091.59 Cr. resulting in a deficit of Rs.2410.83 Cr. The corpus available in Leave Encashment Fund as on 31.3.2023 is Rs.61.71 Cr. as against the amount required as per actuarial valuation of Rs.63.54 Cr.

32. In respect of Gratuity Fund, the liability as per Actuarial valuation as on 31.03.2023 is Rs.328.74 Cr. and the corpus available in the Gratuity Fund as on 31.03.2023 is Rs.295.54 Cr. An amount of Rs.16.00 Cr. was provided to the Gratuity Fund during the last year 2021-22 and Rs.17.20 Cr. has been provided to the Gratuity Fund during the year 2022-23 totalling Rs.33.20 Cr.

33. Contingent Liabilities:

(i) Contingent Liabilities as on 31.03.2023 is disclosed below:

Description	Rs. in Cr.
Claims against the Port not acknowledged as debts	63.03
Amounts received under protest treated as Income	4.37

- (ii) ESIC Authorities have claimed ESI Contribution of Rs.3.51 Cr. from Chennai Port Authority on behalf of Contractors vide No:TN/RECY/CP-1/51-103463/CCR-70255 dt.24.04.2015. An appeal was filed against 45A Order dt. 20.1.2015 and as directed by the Hon'ble judge of ESI Court dt.7.5.2015, ChPA has deposited 10% of the claim amount i.e. Rs.0.35 Cr. and obtained Conditional Stay. The above Case is pending in Hon'ble Labour Court/ESI Court.
- (iii) A sum of Rs.0.27 Cr. is payable towards onetime settlement in respect of Employees of Seashore Canteen and Chennai DLB Women's Welfare Association.
- (iv) One time lump-sum compensation amounting to Rs. 4.74 Cr. payable to the dependents of the 71 deceased employees, in lieu of compassionate appointment pending receipt of clarification from the Ministry.
- (v) With respect to the new elevated Road from Chennai Port to Maduravoyal commitment towards 50% share of LA & RR cost amounting to Rs.183.00 Cr. is not provided in the accounts. Further, Chennai Port, vide letter dated 03.03.2023, has requested MoPS&W to (i) accord approval for the revised Port's share of LA&RR cost of Rs.235 Cr. & (ii) permit ChPA to submit a proposal to the SFC seeking an amount of Rs.183 Cr. as Grant-in-aid from the Ministry, to enable the Port to bear its share of LA&RR cost.
- (vi) Capital Works Awarded but not provided for in the Accounts as at 31.3.2023:

Description	Rs. in Cr.
Capital Works	62.98

34. The Inventory Aging Analysis as on 31.03.2023 is given below :

Aging Intervals	Inventory Value in Rs.
< 3 years	7,29,05,143.44
3 – 5 years	1,29,53,302.04
5 – 10 years	2,85,802.40
10 – 15 years	0
15 – 20 years	0
>25 years	1,08,274.31
Total	8,62,52,522.19

35. Port has carried out a Physical verification of Fixed Assets during FY 2016-17 and necessary accounting entries have been passed in FY 2018-19 and FY 2019-20. With respect to 7 assets confirmation of 6 assets has been received and for 1 Asset confirmation yet to be received. Subsequently, the next Physical verification of Assets have been commenced in the FY 2020-21 and FY 2021-22 and completed during 2021-22 for which necessary accounting entries will be passed along with the 7 assets of FY 2019-20 in FY 2023-24.
36. As per MoSLr.No:PD-12019/2/1/2020-PD-VI(Co-ord) dt.4.3.2020 on Revised Guidelines on Corporate Social Responsibility(CSR) for Major Ports under Clause – Funding it is stipulated that net profit of the previous financial year is to be considered for contribution towards CSR. Further as per clause (ii) under funding it is stated that “Loss making Ports are not mandated to earmark specific funding for CSR activities”. As per guidelines, the net profit as per annual accounts for the Financial Year 2021-22 is negative (PBT Rs.113.11 Cr. Less Rs.240.00 Cr. Dividend from M/s. KPL). As the net profit for the previous year is negative as per CSR Revised Guidelines, no contribution / provision is made towards CSR in the year 2022-2023.

37. Statistical Data:

I. Traffic Performance

Particulars	Unit of Measurement	2022-2023	2021-2022
Vessel entered	Nos		
Coastal		418	400
Foreign		1198	1044
Total		1616	1444
Vessel Size	Lakh GRT		
Coastal		82.30	77.62
Foreign		346.06	311.92
Total		428.36	389.54
Cargo incl. Containers	MMT		
Import		32.28	29.97
Export		16.67	18.59
Total		48.95	48.56
Containerized cargo		28.38	30.92
Containers	TEUs		
I CT (CCTPL)		659579	730297
II CT (CITPL)		810429	871934
Inner Harbour		297	88
Total		1470305	1602319
Cars handled	Nos	231412	170482

ii. Staff Strength as per Pay Roll:

Category	As on 31.03.2023	As on 31.03.2022
Class I	94	97
Class II	98	96
Class III	1655	1895
Class IV	1314	1398
Total	3161	3486

iii. Pensioners Strength

Category	As on 31.03.2023	As on 31.03.2022
Pensioners	7009	7038
Family Pensioners	7148	7125
Ex-gratia Pensioners	476	490
Total	14633	14653

38. M/s. J Singh & Associates, Chartered Accountants, Chennai -4 is the Internal Auditor of Chennai Port to conduct Internal Audit for the FY 2022-2023 vide letter No: Compilation/Internal Auditor/2018-19/F dt.16.11.2022.
39. Consequent to formation of the Chennai Port Pension Fund Trust and Chennai Port Gratuity Fund Trust as separate entities, the Financial Statements of these Trusts are excluded from the Financial Statements of Chennai Port Authority and presented separately from the year 2014-15 onwards.
40. Pension Fund Regulatory and Development Authority (PFRDA) have appointed Axis Bank Ltd. as Trustee Bank for collection of Port Employees' National Pension Scheme (NPS) and accordingly Assets and Liabilities of NPS are excluded from the Financial Statements of ChPA from FY 2016-17 onwards.
41. Grants in AID for Rs.24.50 Crores shown in the Balance Sheet represent grant received from Ministry of Fisheries for Upgradation and Modernisation of Chennai Fishing Harbour along with interest earned on investment of grant in short term deposits with Banks. A sum of Rs.11.80 Crores including GST has been spent against this grant which is included under Loans and Advances.
42. Government Audit while auditing the accounts for FY-2021-22 has raised certain observations with regard to the amounts lying in CWIP for so many years and others. As per the assurances given, the items lying in CWIP has been reviewed and provisions have been made in the books of accounts for the FY 2022-23.

For (i) Inner Harbour Agreement between ChPA and Southern Railways for wagon operation in Chennai Port, 50% of 6.64 Cr. amounting to Rs.3.32 Crores, (ii) Amount receivable from Jessop & Co.,Ltd, Kolkata,50% of Rs.4.72 Cr. amounting to Rs.2.36 Crores (iii) Modernisation of the Port, 50% of Rs.15.10 Cr. amounting to Rs.7.55 Crores, (iv) Improvement of environmental conditions – Rs.2.91 Crores, (v) Development of Barge development facility at Bharathi Dock–Rs.1.04 Crore and (vi) Development of integrated Dry Port – Rs.2.24 Crore. (vii) Development of Dry Dock facility at Timber Pond – Rs.0.45 Crores. (viii) Development of JD East Berth Port – Rs.1.04 Crores (ix) Development at BD-II alternative cargoes at ChPA – Rs.1.66 Crores (x) Mobile Crane – Rs.0.67 Crores (xi) Leasing of Quarry – Rs.1.17 Crores.

The amounts lying in CWIP will be further reviewed during the year 2023-24 and necessary action will be taken duly taking up the matter with competent authority.

43. Previous year's figures have been regrouped wherever necessary to conform to current year's classification.

Sd/-

D. Ramana Murthy

Financial Adviser & Chief Accounts Officer
Chennai Port Authority

Sd/-

Sunil Paliwal

Chairperson
Chennai Port Authority

Place : Chennai.

Date : 04.5.2023



CHENNAI PORT AUTHORITY

**ACCOUNTS ACCOUNTS
2022 - 2023**

**AUDIT REPORT
&
ACTION TAKEN NOTES**



To

The Secretary,

Ministry of Shipping,

Transport Bhawan,

No.1 Parliament Street,

New Delhi 110 001.

Sir,

Sub : Separate Audit Report on the Accounts of Chennai Port Authority,
for the year ended 31 March 2022 - Regarding.

I forward herewith the Separate Audit Report on the Accounts of Chennai
Port Authority, for the year ended 31 March 2023.

A copy of the Audit Report and the Accounts as presented to
Parliament may be sent to this office and four copies thereof may be sent to the
Director General (Commercial-I), O/o the Comptroller and Auditor General of India,
Pocket 9, Deen Dayal Upadhyaya Marg, New Delhi 110 124.

The dates of presentation of the Annual Accounts and Audit Report to
Parliament may kindly be intimated to this office.

The receipt of this letter with enclosures may be acknowledged.

Yours faithfully,

Sd/-

(S. Velliangiri)

Principal Director of Commercial Audit

Encl: Copy of Separate Audit Report.

Copy of the Separate Audit Report along with Annexures on the accounts of CHPA for the year 2021-23 is forwarded to the Chairman, Chennai Port Authority for placing the same before the Authority and the adoption/consideration of audited accounts by the Authority may be intimated. A copy of the Hindi version of the Accounts, Annual Report and the Accounts as presented to Parliament may be sent to this office and four copies there of may be sent to the Director General (Commercial-I), O/o the Comptroller and Auditor General of India, Pocket 9, Deen Dayal Upadhyaya Marg, New Delhi 110 124.


Sd/-

(S. Velliangiri)

Principal Director of Commercial Audit

Place: Chennai

Date: 05.10.2023



**SEPARATE AUDIT REPORT OF THE COMPTROLLER AND AUDITOR
GENERAL OF INDIA ON THE ACCOUNTS OF CHENNAI PORT AUTHORITY
FOR THE YEAR ENDED 31 MARCH 2023**

1. We have audited the attached Balance Sheet of Chennai Port Authority (ChPA) as at 31 March 2023 and the Profit and Loss Account for the year ended on that date under Section 19 (2) of Comptroller and Auditor General's (Duties, Powers & Conditions of Services) Act, 1971 read with Section 44 of the Major Port Authorities Act, 2021. The financial statements are the responsibility of the Chennai Port Authority's management. Our responsibility is to express an opinion on these financial statements based on our audit.
2. This Separate Audit Report contains the comments of the Comptroller and Auditor General of India (CAG) on the accounting treatment only with regard to classification, conformity with the best accounting practices, accounting standards and disclosure norms, etc, Audit observations on financial transaction with regard to compliance with the Law, Rules & Regulations (Propriety and Regularity) and efficiency-cum performance aspects etc., if any, are reported through Inspection Reports/CAG's Audit Reports separately.
3. We have conducted our audit in accordance with auditing standards generally accepted in India. These standards require that we plan and perform the audit to obtain reasonable assurance about whether the financial statements are free from material misstatements. An audit includes examining, on a test basis evidences supporting the amounts and disclosure in the financial statements. An audit also includes accessing the accounting principle used and significant estimates made by management, as well as evaluating the overall presentation of financial statements. We believe that our audit provides a reasonable basis for our opinion.
4. Based on our audit, we report that :
 - (i) We have obtained all the information and explanations, which were necessary for the purpose of our audit, other than the basic records of Chennai International Terminal Private Limited (CITPL) Chennai Container Terminal Private Limited (CCTPL) and Global Port Solutions Private Limited (GPSPL) in order to certify the total revenue of CITPL, CCTPL and GPSPL and corresponding share of revenue received by Chennai Port Authority as per Concession Agreement with CITPL, CCTPL, GPSPL and Statement of Income & Expenditure of General Provident Fund for the year 2022 -23.
 - (ii) The Balance Sheet and Profit and Loss Account dealt with by this report have been drawn up in the format approved by the Central Government under Section 44 of the Major Port Authority Act, 2021.
 - (iii) In our opinion, proper books of accounts and relevant records have been maintained by the Chennai Port Authority as required under section 44 of the Major Port Authority Act, 2021, in so far as it appears from our examination of such books.

A BALANCE SHEET – APPLICATION OF FUNDS

1 Investments – Schedule VII (i) Long Term Investments – Rs.2660.34 Crore

An amount of Rs.30.00 crore (Three crore shares @ Rs.10 each) was invested in Sethusamudram Corporation Limited. As the Company had been directed to be wound up by the Ministry of Port, Shipping and Waterways and the Net worth of the company is majorly in

the form of dredging expenditure which has impaired. The investments made by ChPA may not be realized. The investments in the Company needs to be provided for impairment or erosion in value. Thus, accounting of investment at cost without considering impairment is incorrect.

This resulted in overstatement of the investments and profit to an extent of Rs.30 crore.

2. Current Liabilities and Provisions – Schedule XII – Rs.1223.40 Crore

- (I) A separate Pension fund is maintained by Chennai Port Authority to meet the pension payments to their retired employees or their families. The contribution to the pension fund is made by ChPA every year. The liability for pension payments is ascertained through actuarial valuation by Life Insurance Corporation of India every year. Any shortfall in the Pension fund is to be met by contributions in the fund.

The obligation for pension payments was ascertained through actuarial valuation by Life Insurance Corporation of India to an extent of Rs.6091.59 crore as on 31 March 2023, However, the corpus available in Pension Fund was only Rs.3680.76 crore resulting in deficit of Rs.2,410.83 crore as on 31 March 2023.

The ChPA has neither accounted the fully liability in the accounts nor funded the deficit in the corpus fund as on 31 March 2023.

The short provision of the liability is more than the Net Worth (Rs.2317.15 crore) of ChPA as on 31 March 2023 and 1545 per cent of the Profit (Rs.156.06 crore) of ChPA Port for financial year 2022-23.

Non-provision for this liability towards pension fund has resulted in understatement of current liabilities and provisions as on 31 March 2023 and overstatement of profit for the year by Rs.2410.83 crore.

Had the full provision for liability towards pension fund been made in accounts, it would have turned the Net Worth in negative (Rs.93.68 crore) as on 31 March 2023 and profit for the year would have turn in loss of Rs.2254.77 crore.

- (ii) **Current Liabilities and Provisions – Schedule XII – Deposits from Merchants & Others – Rs.657.19 crore.**

As per significant Accounting Policy No.28, deposits lying unclaimed for more than three years under the deposit account code were treated as Lapsed Deposits and taken to Financial & Miscellaneous Income. The above includes Miscellaneous Deposits balances, Security Deposit from Vendors, and Earnest Money Deposits amounting to Rs.8.57 crore, Rs.3.92 crore, and Rs.1.03 crore respectively which were payable for more than three years and lying unclaimed as on 31 March 2023. These payables were not credited to income as per the accounting policy followed by ChPA. This resulted in overstatement of the current liabilities and understatement of the profit by Rs. 13.55 crore.

B PROFIT AND LOSS ACCOUNT FOR THE YEAR ENDED 31.03.2023

There is no audit comment on Profit and Loss Account.

C Grants in Aid (Capital) – (Schedule V)

Opening balance of Grants-in-aid (Capital) as on 1 April 2022 was Rs.24.50 crore. No Grants-in-aid received during the year 2022-23 however interest earned on the grants was

Rs.0.82 crore. An amount of Rs.11.80 crore was expended for Modernization and upgradation of Chennai fishing Harbour and an amount of Rs.13.52 Crore remained unspent as on 31 March 2023.

D Management Letter

Deficiencies which have not been included in Audit Report are brought to the notice of the Chairman, Chennai Port Authority, through a Management letter to be issued separately for remedial / corrective action.

- (i) Subject to our observations in the preceding paragraphs, we report that the Balance Sheet and Profit and Loss Account dealt with by this report are in agreement with the books of accounts.
- (ii) In our opinion and to the best of our information and according to the explanations given to us, the said financial statements read together with the Accounting Policies and Notes on Accounts and subject to the significant matters stated above and other matters mentioned in Annexure - I to this Audit Report give a true and fair view in conformity with accounting principles generally accepted in India.
 - a) In so far as it relates to the Balance Sheet, of the state of affairs of the Chennai Port Authority as at 31 March 2023, and
 - b) In so far as it relates to Profit and Loss Account, of the Profit for the year ended on that date.
- (iii) A review of Accounts showing the summarized financial results of the Chennai Port Authority for the last three years is given in Annexure II.

For and behalf of the
Comptroller & Auditor General of India

Sd/-

(S. Velliangiri)

Principal Director of Commercial Audit

Place: Chennai

Date: 05.10.2023

ANNEXURE - I

Adequacy of Internal Audit System

Internal Audit has been entrusted to M/s J.Singh & Associates, Chartered Accountants, to conduct Internal Audit for the Financial Years 2021-22 & 2022-23. Audit for the departments have been completed for 2021-22 and 2022-23.

Adequacy of Internal Control System

(I) The following balances as per Trial Balance were found to be not matching.

Sl. No.	Account Code	Account Name	Amount (Rs.)	Difference (Rs.)
1.	23320009	TDS CGST	(13,90,429.00)	6,888.50
	23320010	TDS SGST	(13,83,540.50)	
2.	23510000	SGST- Input Credit	1,57,89,376.21	3,99,184.00
	23510001	CGST- Input Credit	1,53,90,192.21	
3.	14170000	TDS-State Goods Service Tax	(17,96,439.34)	-251.00
	14170001	TDS-Central Goods Service Tax	(17,96,188.34)	
4.	14170003	Central Goods Service Tax Payable	(7,33,70,738.49)	1,72,75,107.00
	14170002	State Goods Service Tax Payable	(5,60,95,631.49)	
5.	14500001	CGST Refundable to Port User	19,72,212.64	632.00
	14500002	SGST Refundable to Port User	19,72,844.64	

(ii) Current Assets – Advances, Deposits & Other Receivables – Schedule XI – Rs.98.49 Crore.

This includes an amount of Rs.10.69 crore (Account code 23530000) being the Advance paid to vendors, of which an amount of Rs.8.16 crore was paid to vendors for supply of petrol steel items etc., during the period 2012-2020 and was remaining unadjusted. Hence, Audit was unable to verify the accuracy of the amount reflected under the Advances.

(iii) Current Assets – Sundry Debtors – Schedule IX-Rs.272.20 Crore.

- a. This includes Rs.1.27 crore being the amount receivable from Pension Fund. However, the payable (GL code 1160) amount to ChPA was Rs.3.99 crore as per the Balance Sheet of Chennai Port Pension Fund Trust Account. In the absence of reconciliation between these accounts, Audit is unable to vouchsafe the transactions.
- b. This includes Rs.19.06 crore being the amount receivable from the IDBI whereas the amount reflected in SAP was Rs.19.09 crore. This needs to be reconciled.
- c. This includes an amount of Rs.18.09 crore (Account code 23530010) being the amount receivable from Gratuity Fund whereas the Balance sheet of Chennai Port Gratuity Fund Trust Account reflects an amount of Rs.19.22 crore as payable to ChPA. No reconciliation was carried out by ChPA.
- d. This includes Rs.46.77 crore being the amount of transactions under 20 bank accounts (other than Fixed Deposits and Short-Term Deposits) as per the bank statements which exhibits a large volume of transactions pertaining to the year 2020-21 and 2021-22, which are unreconciled. Audit is unable to vouchsafe the bank transactions as per books of accounts in view of the above unreconciled transactions.

Current Liabilities and Provisions – Schedule XII – Rs.1223.40 Crore

The amounts reflected under the following account codes under current liabilities did not match the amounts reflected in SAP (Company code 1100) and (GPF Trust code 1180). In view of the differences, Audit was unable to verify the accuracy of the figures shown under current liabilities.

Account Code	Description	As per Annual Accounts 2022-23 (Rs.)	As per Code ChPA 1100 (from SAP) (Rs.)	As per GPF Trust account 1180 (From SAP) (Rs.)
14120004	GPF/CPF subscription	473849974.00	-157097792.98	0.00
23110000*	Interest accrued	690057.00	0.00	107654683.00
14120005	GPF/CPF Loan recovery	36122581.30	- 8282597.00	0.00
14200100	Payable to CHPT	-4000560.00	-	4000560.00
32370003	Other receipts	1049093.00	-83247732.15	0.00
14100000	Provident fund	2166548997.00	0.00	-2677570645.30
23520100	Loans recoverable.	-124848388.70	-	124848388.65

v) Current Liabilities – Schedule XII – Rs.1157.62 Crore

This include negative balance of Rs.1.48 crore indicating being the amount receivable from Chennai Port Pension Fund instead of any payable amount. However, as per the Balance Sheet of Chennai Port Pension Fund Trust Account the amount was shown as Rs.0.04 Crore receivables from ChPA. In the absence of reconciliation between these accounts, Audit is unable to vouchsafe the transactions.

3. System of Physical verification of Fixed Assets

The Physical Verification of Fixed Assets has been completed for all the departments for the year 2022-23.

4. System of Physical verification of Inventory

The Physical Stock Verification of the items stocked at spare part wards and General Depots for the year 2021-22 is completed and is in progress for the year 2022-23.

5. Regularity in payment of statutory dues

Port is regular in payment of statutory dues.

Director (CA)

ANNEXURE - II

REVIEW OF ACCOUNTS OF CHENNAI PORT AUTHORITY FOR THE YEAR ENDED 31 MARCH 2023 BY THE COMPTROLLER AND AUDITOR GENERAL OF INDIA

Note: This review of Accounts has been prepared without taking into account the audit observations/comments contained in the audit report of the Comptroller and Auditor General of India.

The summarized financial/physical performance of Chennai Port Authority, under broad headings, for the last three years ended 31 March 2023 is as follows:

(Rs.in Crore)

A. Liabilities	2020-21	2021-22	2022-23
i. Capital Reserve	1207.95	1066.35	1043.97
ii. Other Reserves	822.63	1089.10	1273.18
iii. Capital Debts – Loan from SBI for acquisition of KPL	1775.00	1601.75	1466.56
iv. Current Liabilities & Provisions	900.22	908.16	969.94
v. Other Liabilities	261.90	310.42	278.77
Total	4967.70	4975.78	5032.40
B. Assets			
i. Fixed Assets (Gross Block)	1087.78	939.01	949.04
Less: Depreciation	514.58	403.55	395.29
Net Fixed Assets	573.20	535.46	553.75
ii. Capital work in progress	120.17	127.33	94.93
iii. Investments	2660.34	2660.34	2660.36
iv. Current Assets	1374.99	1443.06	1537.46
v. Inter-corporate Loans	233.83	205.06	182.05
vi. Miscellaneous expenditure not written off	5.17	4.52	3.88
Total	4967.70	4975.78	5032.43
Particulars			
C. Working Capital *	-301.38	-310.62	-275.10
D. Net Worth **	2030.58	2155.45	2317.15
E. Capital Employed ***	805.87	804.24	867.81
F. Return on Capital Employed Percentage ****	0.72	14.06	17.98

Note:

* Working Capital represents Current Assets (excluding accrued interest and cash balance) – minus – (Current Liabilities (excluding earmarked funds)).

** Net Worth represents Capital Reserves and other Reserves Plus Surplus.

*** Capital Employed represents Net Fixed Assets Plus Working Capital.

**** Rate of Return represents Percentage of Net Surplus (before appropriation) to Capital Employed

Summary of working results:

The working results of the Chennai Port Authority for the last three years ended 31 March 2023 are summarized below:-

(Rs.in Crore)

A.	Revenue	2020-21	2021-22	2022-23
	Operating Income	794.33	833.76	968.77
	Non-operating Income	289.79	331.22	388.44
	TOTAL	1084.12	1164.98	1357.21
B.	Expenditure			
	Operating Expenditure	557.33	571.73	642.59
	Non-operating Expenditure	520.96	480.14	558.56
	TOTAL	1078.29	1051.87	1201.15
C.	Net Surplus			
	Add amount withdrawn and transferred to General Reserve/Income Tax refund received	0.00	26.64	27.20
	Less Provision for Taxation	0.00	0.00	0.00
	Net Surplus before taxation	5.82	86.47	128.86
D.	Less Mandatory appropriation/transfers to Reserve funds etc.			
		24.90	33.17	28.61
E.	Surplus transferred to General Reserve Fund			
		-19.07	53.30	100.25
F.	Percentage of Net Surplus to:			
	i. Operating Income	0.73	13.57	16.11
	ii. Net Fixed Assets	1.01	21.12	28.18
	iii. Net Worth	0.29	5.25	6.73


SENIOR AUDIT OFFICER/CA-II

Separate Audit Report on the Annual Accounts of the Chennai Port Authority for the FY 2022-23 and Action Taken Note thereon.

Para No.	Audit Observations	Action Taken Note / Reply
A	BALANCE SHEET–APPLICATION OF FUNDS	
1	Investments – Schedule VII	
(i)	Long Term Investments – Rs.2660.34 Crore	
	<p>An amount of Rs.30.00 crore (Three crore shares of Rs.10 each) was invested in Sethusamudram Corporation Limited. As the Company had been directed to be wound up by the Ministry of Port, Shipping and Waterways and the Net worth of the company is majorly in the form of dredging expenditure which has impaired. The investments made by ChPA may not be realized. The investments in the Company needs to be provided for impairment or erosion in value. Thus, accounting of investment at cost without considering impairment is incorrect.</p> <p>This resulted in overstatement of the investments and profit to an extent of Rs.30 crore.</p>	<p>As on date there is no direction from the Government to wind up M/s Sethusamudram Corporation Ltd. Once the decision is communicated by the Government, appropriate action will be taken with respect to the investment in equity shares in the books of accounts.</p>
2.	Current Liabilities and Provisions – Schedule XII – Rs.1223.40 Crore	
(i)	<p>A separate Pension fund is maintained by Chennai Port Authority (ChPA) to meet the pension payments to their retired employees or their families. The contribution to the pension fund is made by ChPA for every year. The liability for pension payments is ascertained through actuarial valuation by Life Insurance Corporation of India every year. Any shortfall in the Pension fund is to be met by contributions to the fund.</p> <p>The obligation for pension payments was ascertained through actuarial valuation by Life Insurance Corporation of India to an extent of Rs.6091.59 crore as on 31 March 2023, However, the corpus available in Pension Fund was only Rs.3680.76 crore resulting in deficit of Rs.2,410.83 crore as on 31 March 2023.</p>	<p>Appropriate disclosure with respect to shortfall in Pension Fund is given at S.No.31 of Notes on Accounts of Annual Accounts for the FY 2022-23. However, effort will be made to contribute to Pension Fund as and when cash surplus arises, to bridge the gap.</p>

	<p>The ChPA has neither accounted the fully liability in the accounts nor funded the deficit in the corpus fund as on 31 March 2023.</p> <p>The short provision of the liability is more than the Net Worth (Rs.2317.15 crore) of ChPA as on 31 March 2023 and 1545 per cent of the Profit (Rs.156.06 crore) of ChPA Port for financial year 2022-23.</p> <p>Non-provision for this liability towards pension fund has resulted in understatement of current liabilities and provisions as on 31 March 2023 and overstatement of profit for the year by Rs.2410.83 crore.</p> <p>Had the full provision for liability towards pension fund been made in accounts, it would have turned the Net Worth in negative (Rs.93.68 crore) as on 31 March 2023 and profit for the year would have turn in loss of Rs.2254.77 crore.</p>	
(ii)	<p>Current Liabilities and Provisions – Schedule XII – Deposits from Merchants & Others – Rs.657.19 crore.</p> <p>As per significant Accounting Policy No.28, deposits lying unclaimed for more than three years under the deposit account code were treated as Lapsed Deposits and taken to Financial & Miscellaneous Income. The above includes Miscellaneous Deposits balances, Security Deposit from Vendors, and Earnest Money Deposits amounting to Rs.8.57 crore, Rs.3.92 crore, and Rs.1.03 crore respectively which were payable for more than three years and lying unclaimed as on 31 March 2023. These payables were not credited to income as per the accounting policy followed by ChPA. This resulted in overstatement of the current liabilities and understatement of the profit by Rs.13.55 crore.</p>	<p>The audit observation has been perused. In this connection it is to state that these deposits include EMDs, SDs received from various contractors out of which some of the SDs are to be released on completion of the defect liability period and some of the cases are under disputes / arbitrations. As such, a review will be made during the financial year 2023-24 and suitable action will be taken accordingly.</p>
B	PROFIT AND LOSS ACCOUNT FOR THE YEAR ENDED 31.03.2023	
	There is no audit comment on Profit and Loss Account.	-

C	Grants in Aid (Capital) – Schedule V)	
	Opening balance of Grants-in-aid (Capital) as on 1 April 2022 was Rs.24.50 crore. No Grants-in-aid received during the year 2022-23 however interest earned on the grants was Rs.0.82 crore. An amount of Rs.11.80 crore was expended for Modernization and upgradation of Chennai fishing Harbour and an amount of Rs.13.52 Crore remained unspent as on 31 March 2023.	Factual – No Comments
D	Management Letter	
	Deficiencies which have not been included in Audit Report are brought to the notice of the Chairman, Chennai Port Authority, through a Management letter to be issued separately for remedial / corrective action.	Reply to points given in the management letter are furnished separately.



Annexure - I

SI No.	Observation	Remarks																																																							
1.	<p>Adequacy of Internal Audit System</p> <p>Internal Audit has been entrusted to M/s J.Singh & Associates, Chartered Accountants, to conduct Internal Audit for the Financial Years 2021-22 & 2022-23. Audit for the departments have been completed for 2021-22 and 2022-23.</p>	-																																																							
2.	<p>Adequacy of Internal Control System</p> <p>(i) The following balances as per Trial Balance were found to be not matching.</p> <table border="1" style="width: 100%; border-collapse: collapse;"> <thead> <tr> <th style="text-align: center;">Sl. No</th> <th style="text-align: center;">Account Code</th> <th style="text-align: center;">Account Name</th> <th style="text-align: center;">Amount (Rs.)</th> <th style="text-align: center;">Difference</th> </tr> </thead> <tbody> <tr> <td style="text-align: center;">1</td> <td style="text-align: center;">23320009</td> <td style="text-align: center;">TDS CGST</td> <td style="text-align: right;">(13,90,429.00)</td> <td></td> </tr> <tr> <td></td> <td style="text-align: center;">23320010</td> <td style="text-align: center;">TDS SGST</td> <td style="text-align: right;">(13,83,540.50)</td> <td style="text-align: right;">6,888.50</td> </tr> <tr> <td style="text-align: center;">2</td> <td style="text-align: center;">23510000</td> <td style="text-align: center;">SGST- Input Credit</td> <td style="text-align: right;">1,57,89,376.21</td> <td></td> </tr> <tr> <td></td> <td style="text-align: center;">23510001</td> <td style="text-align: center;">CGST- Input Credit</td> <td style="text-align: right;">1,53,90,192.21</td> <td style="text-align: right;">3,99,184.00</td> </tr> <tr> <td style="text-align: center;">3</td> <td style="text-align: center;">14170000</td> <td style="text-align: center;">TDS-State Goods Service Tax</td> <td style="text-align: right;">(17,96,439.34)</td> <td></td> </tr> <tr> <td></td> <td style="text-align: center;">14170001</td> <td style="text-align: center;">TDS-Central Goods Service Tax</td> <td style="text-align: right;">(17,96,188.34)</td> <td style="text-align: right;">-251.00</td> </tr> <tr> <td style="text-align: center;">4</td> <td style="text-align: center;">14170003</td> <td style="text-align: center;">Central Goods Service Tax Payable</td> <td style="text-align: right;">(7,33,70,738.49)</td> <td></td> </tr> <tr> <td></td> <td style="text-align: center;">14170002</td> <td style="text-align: center;">State Goods Service Tax Payable</td> <td style="text-align: right;">(5,60,95,631.49)</td> <td style="text-align: right;">1,72,75,107.00</td> </tr> <tr> <td style="text-align: center;">5</td> <td style="text-align: center;">14500001</td> <td style="text-align: center;">CGST Refundable to Port User</td> <td style="text-align: right;">19,72,212.64</td> <td></td> </tr> <tr> <td></td> <td style="text-align: center;">14500002</td> <td style="text-align: center;">SGST Refundable to Port User</td> <td style="text-align: right;">19,72,844.64</td> <td style="text-align: right;">632.00</td> </tr> </tbody> </table>	Sl. No	Account Code	Account Name	Amount (Rs.)	Difference	1	23320009	TDS CGST	(13,90,429.00)			23320010	TDS SGST	(13,83,540.50)	6,888.50	2	23510000	SGST- Input Credit	1,57,89,376.21			23510001	CGST- Input Credit	1,53,90,192.21	3,99,184.00	3	14170000	TDS-State Goods Service Tax	(17,96,439.34)			14170001	TDS-Central Goods Service Tax	(17,96,188.34)	-251.00	4	14170003	Central Goods Service Tax Payable	(7,33,70,738.49)			14170002	State Goods Service Tax Payable	(5,60,95,631.49)	1,72,75,107.00	5	14500001	CGST Refundable to Port User	19,72,212.64			14500002	SGST Refundable to Port User	19,72,844.64	632.00	<p>With reference to the audit observation, it is informed that the Chartered Accountant firm engaged as GST consultant by ChPA have been entrusted with the reconciliation of the codes. Hence, the differences will be reconciled and regularised during the current year FY 2023-24.</p>
Sl. No	Account Code	Account Name	Amount (Rs.)	Difference																																																					
1	23320009	TDS CGST	(13,90,429.00)																																																						
	23320010	TDS SGST	(13,83,540.50)	6,888.50																																																					
2	23510000	SGST- Input Credit	1,57,89,376.21																																																						
	23510001	CGST- Input Credit	1,53,90,192.21	3,99,184.00																																																					
3	14170000	TDS-State Goods Service Tax	(17,96,439.34)																																																						
	14170001	TDS-Central Goods Service Tax	(17,96,188.34)	-251.00																																																					
4	14170003	Central Goods Service Tax Payable	(7,33,70,738.49)																																																						
	14170002	State Goods Service Tax Payable	(5,60,95,631.49)	1,72,75,107.00																																																					
5	14500001	CGST Refundable to Port User	19,72,212.64																																																						
	14500002	SGST Refundable to Port User	19,72,844.64	632.00																																																					
	<p>(ii) Current Assets – Advances, Deposits & Other Receivables – Schedule XI – Rs.98.49 Crore.</p> <p>This includes an amount of Rs.10.69 crore (Account code 23530000) being the Advance paid to vendors, of which an amount of Rs.8.16 crore was paid to vendors for supply of petrol steel items etc., during the period 2012-2020 and was remaining unadjusted. Hence, Audit was unable to verify the accuracy of the amount reflected under the Advances.</p>	<p>The reconciliation of this code was taken up and regularising entries have been passed for a sum of Rs.8.02 crore during Sep 2023. Further, the balance items will also be reconciled and cleared during the current year FY 2023-24.</p>																																																							

<p>(iii) Current Assets – Sundry Debtors – Schedule IX-Rs.272.20 Crore.</p> <p>a. This includes Rs.1.27 crore being the amount receivable from Pension Fund. However, the payable (GL code 1160) amount to ChPA was Rs.3.99 crore as per the Balance Sheet of Chennai Port Pension Fund Trust Account. In the absence of reconciliation between these accounts, Audit is unable to vouchsafe the transactions.</p>	<p>The reconciliation of these codes have been taken up and will be completed during the current year FY 2023-24.</p>
<p>b. This includes Rs.19.06 crore being the amount receivable from the IDBI whereas the amount reflected in SAP was Rs.19.09 crore. This needs to be reconciled.</p>	<p>The difference was due to an entry, which got posted from POMS Billing System automatically in the Books of Accounts for FY 2022-23, after the finalisation of accounts for FY 2022-23.</p> <p>This has been checked and necessary rectification entry has been passed in the Books for FY 2022-23. Hence, the balance is reconciled.</p>
<p>c. This includes an amount of Rs.18.09 crore (Account code 23530010) being the amount receivable from Gratuity Fund whereas the Balance sheet of Chennai Port Gratuity Fund Trust Account reflects an amount of Rs.19.22 crore as payable to ChPA. No reconciliation was carried out by ChPA.</p>	<p>The reconciliation of these codes has been taken up and regularisation /rectification entries has been passed. The balance amount to the tune of Rs.0.35 Cr. will also be reconciled and cleared during current year FY 2023-24.</p>
<p>d. This includes Rs.46.77 crore being the amount of transactions under 20 bank accounts (other than Fixed Deposits and Short-Term Deposits) as per the bank statements which exhibits a large volume of transactions pertaining to the year 2020-21 and 2021-22, which were unreconciled. Audit is unable to vouchsafe the bank transactions as per books of accounts in view of the above unreconciled transactions.</p>	<p>The unreconciled difference as on 31.3.2022 was Rs.67.54 crores, out of which transactions to the extent of Rs.20.77 Crores were cleared during the year 2022-2023 and efforts are being taken to reconcile the balance amount of Rs.46.77 crores which will be completed during the current financial year 2023-24.</p>

iv) Current Liabilities and Provisions – Schedule XII – Rs.1223.40 Crore

The amounts reflected under the following account codes under current liabilities did not match the amounts reflected in SAP (Company code 1100) and (GPF Trust code 1180). In view of the differences, Audit was unable to verify the accuracy of the figures shown under current liabilities.

Account Code	Description	As per Annual Accounts 2022-23 (Rs.)	As per Code ChPA 1100 (from SAP) (Rs.)	As per GPF Trust account 1180 (From SAP) (Rs.)
14120004	GPF/CPF subscription	473849974.00	-157097792.98	0.00
23110000	Interest accrued	690057.00	0.00	107654683.00
14120005	GPF/CPF Loan recovery	36122581.30	- 8282597.00	0.00
14200100	Payable to CHPT	-4000560.00	-	4000560.00
32370003	Other receipts	1049093.00	-83247732.15	0.00
14100000	Provident fund	2166548997.00	0.00	-2677570645.30
23520100	Loans recoverable.	-124848388.70	-	124848388.65

It is conventionally followed that in the Balance Sheet of Chennai Port Authority (1100), the Balances of Chennai Port General Provident Fund (1180) is also included and presented.

The points of differences raised by Audit is due to the above inclusion of balances of Chennai Port General Provident Fund (1180) in the Balance Sheet of Chennai Port Authority (1100).

However, the presentation of Chennai Port General Provident Fund (1180) under Chennai Port Authority (1100)'s Balance Sheet will be reviewed during FY 2023-24 and appropriate action will be taken.

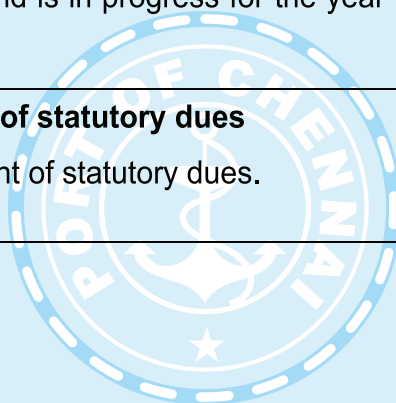
v) Current Liabilities – Schedule XII – Rs.1157.62 Crore

This include negative balance of Rs.1.48 crore indicating being the amount receivable from Chennai Port Pension Fund instead of any payable amount. However, as per the Balance Sheet of Chennai Port Pension Fund Trust Account the amount was shown as Rs.0.04 Crore receivables from ChPA. In the absence of reconciliation between these accounts, Audit is unable to vouchsafe the transactions.

The point of difference raised by Audit is due to the inclusion of balances of Chennai Port General Provident Fund (1180) in the Balance Sheet of Chennai Port Authority (1100) for presentation purpose.

The amount of Rs.1,48,06,060/- mentioned by Audit is the amount receivable from Pension Fund by General Provident Fund. In Pension Fund (1160) under GL 14200200 – Payable to GPF the balance is Rs.1,48,06,060/- and In General Provident Fund – under GL 23530026 – Receivable from Pension Fund the balance is Rs.1,48,06,060/- which is matching.

		The presentation of Chennai Port General Provident Fund (1180) under Chennai Port Authority (1100)'s Balance Sheet will be reviewed during FY 2023-24 and appropriate action will be taken.
3	System of Physical verification of Fixed Assets The Physical Verification of Fixed Assets has been completed for all the departments for the year 2022-23.	-
4	System of Physical verification of Inventory The Physical Stock Verification of the items stocked at spare part wards and General Depots for the year 2021-22 is completed and is in progress for the year 2022-23.	-
5	Regularity in payment of statutory dues Port is regular in payment of statutory dues.	-



Annexure - II

REVIEW OF ACCOUNTS OF CHENNAI PORT AUTHORITY FOR THE YEAR ENDED 31 MARCH 2023 BY THE COMPTROLLER AND AUDITOR GENERAL OF INDIA

Note: This review of Accounts has been prepared without taking into account the audit observations/comments contained in the audit report of the Comptroller and Auditor General of India.

The summarized financial/physical performance of Chennai Port Authority, under broad headings, for the last three years ended 31 March 2023 is as follows:

(Rs.in Crore)

A. Liabilities	2020-21	2021-22	2022-23
i. Capital Reserve	1207.95	1066.35	1043.97
ii. Other Reserves	822.63	1089.10	1273.18
iii. Capital Debts – Loan from SBI for acquisition of KPL	1775.00	1601.75	1466.56
iv. Current Liabilities & Provisions	900.22	908.16	969.94
v. Other Liabilities	261.90	310.42	278.77
Total	4967.70	4975.78	5032.40
B. Assets			
i. Fixed Assets (Gross Block)	1087.78	939.01	949.04
Less: Depreciation	514.58	403.55	395.29
Net Fixed Assets	573.20	535.46	553.75
ii. Capital work in progress	120.17	127.33	94.93
iii. Investments	2660.34	2660.34	2660.36
iv. Current Assets	1374.99	1443.06	1537.46
v. Inter-corporate Loans	233.83	205.06	182.05
vi. Miscellaneous expenditure not written off	5.17	4.52	3.88
Total	4967.70	4975.78	5032.43
Particulars			
C. Working Capital *	-301.38	-310.62	-275.10
D. Net Worth **	2030.58	2155.45	2317.15
E. Capital Employed ***	805.87	804.24	867.81
F. Return on Capital Employed Percentage ****	0.72	14.06	17.98

Note:

* Working Capital represents Current Assets (excluding accrued interest and cash balance) – minus – (Current Liabilities (excluding earmarked funds)).

** Net Worth represents Capital Reserves and other Reserves Plus Surplus.

*** Capital Employed represents Net Fixed Assets Plus Working Capital.

**** Rate of Return represents Percentage of Net Surplus (before appropriation) to Capital Employed

Summary of working results:

The working results of the Chennai Port Authority for the last three years ended 31 March 2023 are summarized below:-

(Rs.in Crore)

A.	Revenue	2020-21	2021-22	2022-23
	Operating Income	794.33	833.76	968.77
	Non-operating Income	289.79	331.22	388.44
	TOTAL	1084.12	1164.98	1357.21
B.	Expenditure			
	Operating Expenditure	557.33	571.73	642.59
	Non-operating Expenditure	520.96	480.14	558.56
	TOTAL	1078.29	1051.87	1201.15
C.	Net Surplus	5.82	113.11	156.06
	Add amount withdrawn and transferred to General Reserve/Income Tax refund received	0.00	26.64	27.20
	Less Provision for Taxation	0.00	0.00	0.00
	Net Surplus before taxation	5.82	86.47	128.86
D.	Less Mandatory appropriation/transfers to Reserve funds etc.	24.90	33.17	28.61
E.	Surplus transferred to General Reserve Fund	-19.07	53.30	100.25
F.	Percentage of Net Surplus to:			
	i. Operating Income	0.73	13.57	16.11
	ii. Net Fixed Assets	1.01	21.12	28.18
	iii. Net Worth	0.29	5.25	6.73





Oil Terminal with marine loading arms



Export of Cars from Chennai Port

