

# FIS Capital Markets UK Limited

Report and Financial Statements

Year ended

31 December 2021

Company Number: 00982833



# FIS Capital Markets UK Limited

## Report and financial statements for the year ended 31 December 2021

---

### Contents

#### Page:

1-2	Strategic report
3-5	Director's report
6-9	Independent auditor's report to the members of FIS Capital Markets UK Limited
10	Income Statement
10	Statement of comprehensive income
11	Balance sheet
12	Statement of changes in equity
13-35	Notes to the financial statements

# FIS Capital Markets UK Limited

## Strategic report for the year ended 31 December 2021

---

The directors present their strategic report for the Company for the year ended 31 December 2021.

### Principal activities

The Company's principal activity is the provision of software and related business application, development, and maintenance services to the global insurance, life and pension sectors.

### Review of the business and future developments

Revenue during the year amounted to £383,248,815 (2020: £168,153,808). The profit on ordinary activities before taxation has increased from £65,983,132 to £85,050,001 driven by growth across multiple revenue streams, including managed services, recurring revenue, upfront license deals and rental sales and also by inclusion of purchased businesses from 4 group entities. The business continues to focus on new sales from outside the UK. The business continues to emphasize cost control and efficiencies which has led to a reduction in operating and administrative expenses.

Both the level of the business and the year-end financial position remain satisfactory, and the directors expect the level of activity to remain satisfactory in the foreseeable future.

During 2021, the directors approved the purchase of the businesses of 4 related UK entities. The purchase of these related businesses was part of on-going efforts to simplify the organizational structure of the Fidelity National Information Services, Inc. group with the objective of better aligning the operating model to commercial segments, simplifying the business model and reducing administrative expenditure.

### Key performance indicators

The directors of Fidelity National Information Services, Inc. manage the group's operations on a consolidated business group basis. For this reason, the Company's directors believe that analysis using key performance indicators for the Company is not necessary or appropriate for an understanding of the development, performance or position of the business of FIS Capital Markets UK Limited. The performance of the consolidated business groups is discussed in the consolidated financial statements of Fidelity National Information Services, Inc. which can be obtained from 347 Riverside Avenue, Jacksonville, Florida 32202, USA.

### Principal risks and uncertainties

The directors' financial risk management objective is to maximise financial assets and minimise financial liabilities whilst not engaging in speculation. The financial risks faced by the Company include:

- interest rates earned on cash and short-term investments; and
- foreign currency fluctuations.

The directors manage each of the above-mentioned financial risks as follows:

- continual review of short-term investments to ensure the maximum rates of return are being achieved;
- entry into short-term investments only;
- active review and approval of the parties to significant commercial contracts where payment is not anticipated in advance; and
- holding of cash and short-term investment in the currencies of anticipated expenditure.

Market conditions are expected to remain relatively the same in 2022 as they were in 2021. We continue to monitor the long-term impact of the outcome of the UK's departure from the EU on consumer confidence and demand. The Directors are confident in the long-term fundamentals of the Company and the opportunities from the market in which it operates.

The Company has not been materially impacted by COVID-19 pandemic and the Directors do not expect to have any further material adverse impact on the Company from COVID-19.

## FIS Capital Markets UK Limited

### Strategic report (continued) for the year ended 31 December 2021

---

#### Section 172(1) Statement

The directors are fully aware of their duty under s172(1) of the Companies Act 2006 to promote the success of the Company for the benefit of its members as a whole. This statement describes how the directors have taken account of the matters set out in section 172(1) (a) to (f) of the Companies Act 2006, when performing their duty to promote the success of the Company.

- *the likely consequences of any decision in the long-term*  
The directors take a long-term view in reaching key decisions, with a strategy designed to ensure that our business remains successful in a rapidly changing market, creating sustainable value for all our stakeholders.
- *the interests of the Company's employees*  
The directors want the Company to be a great place to work and for colleagues to have long-term and successful careers within the Company and we invest in our people to realise their full potential. The Company expects colleagues to treat each other, our clients and our partners with respect and embrace each other's differences. The Company is committed to promoting diversity and inclusion in the workplace.
- *the need to foster the Company's business relationships with suppliers, customers and others*  
When making decisions, the directors look to act in the interests of stakeholders as a whole and to ensure all stakeholders are fairly treated. The Company's stakeholder engagement activities help to inform the directors' decisions.
- *the impact of the Company's operations on the community and the environment*  
The Company is committed to bringing out the best in its people and fostering a sense of community and belonging, and it actively encourages colleagues to make a meaningful contribution by giving something back to their local communities. We provide employees with one day's paid leave, in addition to their annual leave provision, so that they can use that time to volunteer for a good cause of their choice. The Company is committed to helping ensure that our planet is a sustainable home for current and future generations. The Company's strategy is to build a sustainable business and includes focusing on energy and emissions reduction, energy efficiency and proper waste management.
- *the desirability of the Company to maintain a reputation for high standards of business conduct*  
The Company promotes high legal, ethical, corporate and colleague-related standards in our own business. FIS is strongly opposed to slavery and human trafficking and we will not knowingly support or do business with any organisation that is involved in either. This commitment is underpinned by our corporate policies which seek to ensure transparency in our employment and supply chains.
- *the need to act fairly between members of the Company*  
As a wholly owned subsidiary of Fidelity National Information Services, Inc., the directors of the Company always give fair and due consideration to all proposals to ensure the sole member is treated fairly whilst acting with the required autonomy.

#### Approval

This Strategic report was approved on behalf of the Board on February 16, 2023 | 13:37 GMT

DocuSigned by:  
  
1E8CE9AF74E54EB...  
**Ann M. Vasileff**  
Director

# FIS Capital Markets UK Limited

## Director's report for the year ended 31 December 2021

The directors present their report and the audited financial statements for the year ended 31 December 2021.

### Results and dividends

The Company's profit for the financial year amounted to £77,927,596 (2020: £70,259,219).

During the year, the Company paid dividends of £46,000,000 (2020: £25,677,529) and the remaining profit for the year has been transferred to accumulated profits.

The Company has not been materially impacted by COVID-19 pandemic and the Directors do not expect to have any further material adverse impact on the Company from COVID-19.

### Directors

The directors of the Company, who held office during the year and up to the date of signing the financial statements, were:

Martin R. Boyd (resigned on 8 December 2022)  
 Marc M. Mayo (resigned on 1 July 2021)  
 Charles H. Keller (appointed on 1 July 2021)  
 Ann M. Vasileff  
 Andrew M. Whyte (appointed on 9 December 2022)

### Streamlined Energy and Carbon Reporting (SECR) scheme

The Directors disclose the following as part of the SECR scheme.

	Period ended 31 December	
	2021	2020
<i>Energy Consumption</i>	<b>kWh</b>	<b>kWh</b>
Natural gas, Diesel, Refrigerants and Mobile (Scope 1)	<b>20,481</b>	557
Electricity (Scope 2)	<b>1,132,315</b>	312,919
	<b>11,52,796</b>	<b>313,476</b>
<i>Emissions</i>	<b>tCO2e</b>	<b>tCO2e</b>
Natural gas, Diesel, Refrigerants and Mobile (Scope 1)	<b>17.07</b>	0.13
Electricity (Scope 2)	<b>238.00</b>	77.19
Commuting including teleworking (Scope 3)	<b>522.18</b>	472.85
	<b>777.25</b>	<b>550.17</b>
<i>Intensity Ratio</i>	<b>tCO2e</b>	<b>tCO2e</b>
Natural gas, Diesel, Refrigerants and Mobile (Scope 1)	<b>0.0230</b>	0.0002
Electricity (Scope 2)	<b>0.32</b>	0.10
Commuting including teleworking (Scope 3)	<b>0.70</b>	0.61

Intensity ratio is computed based on usage/headcount.

## FIS Capital Markets UK Limited

### Director's report (continued) for the year ended 31 December 2021

---

#### **Streamlined Energy and Carbon Reporting (SECR) scheme (continued)**

##### *Methodology*

Methodology follows best practise and is based on HM Government Environmental Reporting Guidelines March 2019. All emissions factors are taken from UK Government GHG Conversion Factors for Company Reporting, version 1.0, 2020 factors. Scope 1 and Scope 2 consumption data (gas, diesel, mobile and electricity) were taken from validated and verified Utility Suppliers invoices. Scope 3 (transport) data were taken from internal tracking systems, and applicable emissions factors applied. Emissions calculations were undertaken using the GHG Reporting Protocol - Corporate Standard.

##### *Energy efficiency action taken*

The Directors have adopted the Fidelity National Information Services, Inc. group's overall sustainability program and have taken the following actions to improve energy efficiency as part of that program:

1. Self-directed learning on Environmental Sustainability and other ESG issues is implemented for all Company employees through the group's learning platform.
2. As part of the group's global facility rationalisation program, which is driving reductions in greenhouse gas emissions, energy and water usage, the Company is moving towards a hybrid workforce model, which will maximise the efficiency of our facility workspaces and limit environmental impact.
3. In 2021, the group launched a comprehensive Climate Action Plan across all group entities, including the Company, to ensure the Company does its part in mitigating GHG emissions, including through increased use of energy from renewable sources.

#### **Qualifying third party indemnity provisions**

The Company has put in place qualifying third party indemnity provisions for all of the directors of FIS Capital Markets UK Limited. The qualifying third-party indemnity provision was in place during the financial year and at the date of approval of the Directors' report.

#### **Research and development**

The Company continues to invest in research and development. Research costs incurred that did not meet the criteria for capitalisation and were therefore expensed in the year totalled £17,068,403 (2020: £5,915,306).

#### **Business Relationships**

Disclosures relating to the Company's business relationships with suppliers, customers and others are included in the Strategic report on page 1.

#### **Statement of directors' responsibilities in respect of the Strategic Report, the Directors' Report and the Financial Statements**

The directors are responsible for preparing the Strategic report, Directors' report and the financial statements in accordance with applicable law and regulations.

Company law requires the directors to prepare financial statements for each financial year. Under that law they have elected to prepare the financial statements in accordance with UK accounting standards and applicable law (UK Generally Accepted Accounting Practice), including FRS 102 *The Financial Reporting Standard applicable in the UK and Republic of Ireland*.

## FIS Capital Markets UK Limited

### Director's report (continued) for the year ended 31 December 2021

---

#### Statement of directors' responsibilities in respect of the Strategic Report, the Directors' Report and the Financial Statements (continued)

Under Company law the directors must not approve the financial statements unless they are satisfied that they give a true and fair view of the state of affairs of the Company and of the profit or loss of the Company for that period. In preparing these financial statements, the directors are required to:

- select suitable accounting policies and then apply them consistently;
- make judgements and estimates that are reasonable and prudent;
- state whether applicable UK accounting standards have been followed, subject to any material departures disclosed and explained in the financial statements;
- assess the Company's ability to continue as a going concern, disclosing, as applicable, matters related to going concern; and
- use the going concern basis of accounting unless they either intend to liquidate the Company or to cease operations or have no realistic alternative but to do so.

The directors are responsible for keeping adequate accounting records that are sufficient to show and explain the Company's transactions and disclose with reasonable accuracy at any time the financial position of the Company and enable them to ensure that the financial statements comply with the Companies Act 2006. They are responsible for such internal controls as they determine is necessary to enable the preparation of financial statements that are free from material misstatement, whether due to fraud or error, and have general responsibility for taking such steps as are reasonably open to them to safeguard the assets of the Company and to prevent and detect fraud and other irregularities.

#### Disclosure of information to auditor

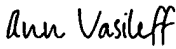
For persons who were directors at the time the report was approved, the following applies:

- as far as the directors are aware, there is no relevant audit information of which the Company's auditor is unaware; and
- the directors have taken all the steps that they ought to have taken as directors in order to make themselves aware of any relevant audit information and to establish that the Company's auditor is aware of that information.

The confirmation is given and should be interpreted in accordance with the provisions of s418 of the Companies Act 2006.

KPMG LLP has been appointed as statutory auditor of the Company. Pursuant to s487 of the Companies Act 2006, the auditor will be deemed to be reappointed and KPMG LLP will therefore continue in office.

#### On behalf of the Board

DocuSigned by:  
  
1E8CE9AF74E54EB...  
**Ann M. Vasileff**  
Director

#### Registered Address:

c/o FIS Corporate Governance,  
The Walbrook Building, 25 Walbrook,  
London, EC4N 8AF, United Kingdom  
Date: February 16, 2023 | 13:37 GMT

## **INDEPENDENT AUDITOR'S REPORT TO THE MEMBERS OF FIS CAPITAL MARKETS UK LIMITED**

### **Opinion**

We have audited the financial statements of FIS Capital Markets UK Limited ("the Company") for the year ended 31 December 2021 which comprise the Income Statement, the Balance Sheet, the Statement of Changes in Equity and related notes, including the accounting policies in note 1.

In our opinion the financial statements:

- give a true and fair view of the state of the Company's affairs as at 31 December 2021 and of its profit for the year then ended;
- have been properly prepared in accordance with UK accounting standards, including FRS 102 *The Financial Reporting Standard applicable in the UK and Republic of Ireland*; and
- have been prepared in accordance with the requirements of the Companies Act 2006.

### **Basis for opinion**

We conducted our audit in accordance with International Standards on Auditing (UK) ("ISAs (UK)") and applicable law. Our responsibilities are described below. We have fulfilled our ethical responsibilities under, and are independent of the Company in accordance with, UK ethical requirements including the FRC Ethical Standard. We believe that the audit evidence we have obtained is a sufficient and appropriate basis for our opinion.

### **Going concern**

The directors have prepared the financial statements on the going concern basis as they do not intend to liquidate the Company or to cease its operations, and as they have concluded that the Company's financial position means that this is realistic. They have also concluded that there are no material uncertainties that could have cast significant doubt over its ability to continue as a going concern for at least a year from the date of approval of the financial statements ("the going concern period").

In our evaluation of the directors' conclusions, we considered the inherent risks to the Company's business model and analysed how those risks might affect the Company's financial resources or ability to continue operations over the going concern period.

Our conclusions based on this work:

- we consider that the directors' use of the going concern basis of accounting in the preparation of the financial statements is appropriate;
- we have not identified and concur with the directors' assessment that there is not, a material uncertainty related to events or conditions that, individually or collectively, may cast significant doubt on the Company's ability to continue as a going concern for the going concern period.

However, as we cannot predict all future events or conditions and as subsequent events may result in outcomes that are inconsistent with judgements that were reasonable at the time they were made, the above conclusions are not a guarantee that the Company will continue in operation.

### **Fraud and breaches of laws and regulations – ability to detect**

#### *Identifying and responding to risks of material misstatement due to fraud*

To identify risks of material misstatement due to fraud ("fraud risks") we assessed events or conditions that could indicate an incentive or pressure to commit fraud or provide an opportunity to commit fraud.

**INDEPENDENT AUDITOR'S REPORT TO THE MEMBERS OF FIS CAPITAL MARKETS UK LIMITED (continued)**

**Fraud and breaches of laws and regulations – ability to detect (continued)**

*Identifying and responding to risks of material misstatement due to fraud (continued)*

Our risk assessment procedures included:

- Enquiring of directors of the Company and the Group auditors of Fidelity National Information Services, Inc (ultimate parent company) as to the Group's high-level policies and procedures to prevent and detect fraud, as well as whether they have knowledge of any actual, suspected or alleged fraud.
- Reading Board minutes.
- Using analytical procedures to identify any unusual or unexpected relationships.

We communicated identified fraud risks throughout the audit team and remained alert to any indications of fraud throughout the audit.

As required by auditing standards, we perform procedures to address the risk of management override of controls, in particular the risk that management may be in a position to make inappropriate accounting entries. On this audit we do not believe there is a fraud risk related to revenue recognition as there are no pressures/ incentives and opportunities for Management to commit fraud.

We did not identify any additional fraud risks.

We identified journal entries to test based on risk criteria and comparing the identified entries to supporting documentation. These included those posted to unexpected accounts.

*Identifying and responding to risks of material misstatement due to non-compliance with laws and regulations*

We identified areas of laws and regulations that could reasonably be expected to have a material effect on the financial statements from our general commercial and sector experience through discussion with the directors (as required by auditing standards) and discussed with the directors the policies and procedures regarding compliance with laws and regulations.

We communicated identified laws and regulations throughout our team and remained alert to any indications of non-compliance. The potential effect of these laws and regulations on the financial statements varies considerably.

The Company is subject to laws and regulations that directly affect the financial statements including financial reporting legislation (including related companies' legislation), distributable profits legislation and taxation legislation, and we assessed the extent of compliance with these laws and regulations as part of our procedures on the related financial statement items.

Auditing standards limit the required audit procedures to identify non-compliance with these laws and regulations to enquiry of the directors and inspection of regulatory and legal correspondence, if any. Therefore, if a breach of operational regulations is not disclosed to us or evident from relevant correspondence, an audit will not detect a breach.

*Context of the ability of the audit to detect fraud or breaches of law or regulation*

Owing to the inherent limitations of an audit, there is an unavoidable risk that we may not have detected some material misstatements in the financial statements, even though we have properly planned and performed our audit in accordance with auditing standards. For example, the further removed non-compliance with laws and regulations is from the events and transactions reflected in the financial

## **INDEPENDENT AUDITOR'S REPORT TO THE MEMBERS OF FIS CAPITAL MARKETS UK LIMITED (continued)**

### **Fraud and breaches of laws and regulations – ability to detect (continued)**

*Context of the ability of the audit to detect fraud or breaches of law or regulation (continued)*

statements, the less likely the inherently limited procedures required by auditing standards would identify it.

In addition, as with any audit, there remained a higher risk of non-detection of fraud, as these may involve collusion, forgery, intentional omissions, misrepresentations, or the override of internal controls. Our audit procedures are designed to detect material misstatement. We are not responsible for preventing non-compliance or fraud and cannot be expected to detect non-compliance with all laws and regulations.

### **Strategic report and directors' report**

The directors are responsible for the strategic report and the directors' report. Our opinion on the financial statements does not cover that report and we do not express an audit opinion thereon.

Our responsibility is to read the strategic report and the directors' report and, in doing so, consider whether, based on our financial statements audit work, the information therein is materially misstated or inconsistent with the financial statements or our audit knowledge. Based solely on that work:

- we have not identified material misstatements in the strategic report and the directors' report;
- in our opinion the information given in that report for the financial year is consistent with the financial statements; and
- in our opinion that report has been prepared in accordance with the Companies Act 2006.

### **Matters on which we are required to report by exception**

Under the Companies Act 2006 we are required to report to you if, in our opinion:

- adequate accounting records have not been kept, or returns adequate for our audit have not been received from branches not visited by us; or
- the financial statements are not in agreement with the accounting records and returns; or
- certain disclosures of directors' remuneration specified by law are not made; or
- we have not received all the information and explanations we require for our audit.

We have nothing to report in these respects.

### **Directors' responsibilities**

As explained more fully in their statement set out on page 3 - 5, the directors are responsible for: the preparation of the financial statements and for being satisfied that they give a true and fair view; such internal control as they determine is necessary to enable the preparation of financial statements that are free from material misstatement, whether due to fraud or error; assessing the Company's ability to continue as a going concern, disclosing, as applicable, matters related to going concern; and using the going concern basis of accounting unless they either intend to liquidate the Company or to cease operations, or have no realistic alternative but to do so.

### **Auditor's responsibilities**

Our objectives are to obtain reasonable assurance about whether the financial statements as a whole are free from material misstatement, whether due to fraud or error, and to issue our opinion in an auditor's report. Reasonable assurance is a high level of assurance but does not guarantee that an audit conducted in accordance with ISAs (UK) will always detect a material misstatement when it exists.

**INDEPENDENT AUDITOR'S REPORT TO THE MEMBERS OF FIS CAPITAL MARKETS UK LIMITED (continued)**

**Auditor's responsibilities (continued)**


Misstatements can arise from fraud or error and are considered material if, individually or in aggregate, they could reasonably be expected to influence the economic decisions of users taken on the basis of the financial statements.

A fuller description of our responsibilities is provided on the FRC's website at [www.frc.org.uk/auditorsresponsibilities](http://www.frc.org.uk/auditorsresponsibilities).

**The purpose of our audit work and to whom we owe our responsibilities**

This report is made solely to the Company's members, as a body, in accordance with Chapter 3 of Part 16 of the Companies Act 2006. Our audit work has been undertaken so that we might state to the Company's members those matters we are required to state to them in an auditor's report and for no other purpose. To the fullest extent permitted by law, we do not accept or assume responsibility to anyone other than the Company and the Company's members, as a body, for our audit work, for this report, or for the opinions we have formed.

DocuSigned by:



2211730649E3437...

**John Leech (Senior Statutory Auditor)**  
**for and on behalf of KPMG LLP, Statutory Auditor**

*Chartered Accountants*

One Snowhill

Snow Hill Queensway

Birmingham

B4 6GH

United Kingdom

DATE February 16, 2023 | 06:26 PST

## FIS Capital Markets UK Limited

### Income statement and Statement of comprehensive income for the year ended 31 December 2021

#### Income statement

	Note	2021 £	2020 £
<b>Revenue</b>	3	<b>383,248,815</b>	168,153,808
Cost of sales		<u>(131,448,868)</u>	<u>(59,408,983)</u>
<b>Gross profit</b>		<b>251,799,947</b>	108,744,825
Administration and other operating expenses		<u>(165,132,116)</u>	<u>(42,671,644)</u>
<b>Operating profit</b>	4	<b>86,667,831</b>	66,073,181
Interest receivable and similar income	6	<b>184,190</b>	372,514
Interest payable and similar charges	6	<b>(1,817,680)</b>	(467,470)
Other finance income/(expense) – net	16	<u><b>15,660</b></u>	<u>4,907</u>
<b>Profit before taxation</b>		<b>85,050,001</b>	65,983,132
Tax on profit	7	<u><b>(7,122,405)</b></u>	<u>4,276,087</u>
<b>Profit for the financial year</b>		<u><b>77,927,596</b></u>	<u>70,259,219</u>

#### Statement of comprehensive income

	Note	2021	2020
<b>Profit for the financial year</b>		<u><b>77,927,596</b></u>	<u>70,259,219</u>
Actuarial losses on defined benefit pension scheme	16	<b>802,793</b>	110,528
Taxation in respect of items of other comprehensive income		<u><b>258,169</b></u>	<u>(21,000)</u>
<b>Other comprehensive income for the year</b>		<u><b>1,060,962</b></u>	<u>89,528</u>
<b>Total comprehensive income for the year</b>		<u><b>78,988,558</b></u>	<u>70,348,747</u>

The notes on pages 13 to 35 form part of these financial statements.

# FIS Capital Markets UK Limited

## Balance sheet As at 31 December 2021

	Note	2021 £	2020 £
<b>Fixed assets</b>			
Intangible assets	8	43,091,917	38,863,803
Tangible assets	9	11,060,312	10,801,532
Investments	10	3	-
<b>Non- Current assets</b>			
Debtors- Non- Current	11	49,489,371	-
		<u>103,641,603</u>	49,665,335
<b>Current assets</b>			
Debtors	12	228,379,008	221,441,388
Cash at bank and in hand		7,430,083	20,264,590
<b>Creditors: amounts falling due within one year</b>	13	<u>(113,235,691)</u>	<u>(181,795,440)</u>
<b>Net current assets</b>		<u>122,573,400</u>	59,910,538
<b>Total assets less current liabilities</b>		<u>226,215,003</u>	109,575,873
Provisions for liabilities	14	<u>(1,435,558)</u>	<u>(1,439,134)</u>
<b>Net assets excluding pension asset</b>		<u>224,779,445</u>	108,136,739
Pension asset	16	<u>2,067,544</u>	<u>649,091</u>
<b>Net assets</b>		<u>226,846,989</u>	<u>108,785,830</u>
<b>Capital and reserves</b>			
Called up share capital	17	60,003	60,002
Share premium account		96,916,086	11,843,486
Accumulated profits		<u>129,870,900</u>	<u>96,882,342</u>
<b>Total equity</b>		<u>226,846,989</u>	<u>108,785,830</u>

The notes on pages 13 to 35 form part of these financial statements.

The financial statements were authorised for issue by the Board of Directors on February 16, 2023 | 13:37 GMT and were signed on its behalf.

DocuSigned by:  
  
 1E8CE9AF74E54EB...  
**Ann M. Vasileff**  
 Director  
 FIS Capital Markets UK Limited  
 Registered number: 00982833

## FIS Capital Markets UK Limited

### Statement of changes in equity for the year ended 31 December 2021

2021	Called up share capital £	Share premium account £	Accumulated profits £	Total equity £
<b>1 January 2021</b>	<b>60,002</b>	<b>11,843,486</b>	<b>96,882,342</b>	<b>108,785,830</b>
Profit for the financial year	-	-	77,927,596	77,927,596
Other comprehensive income for the financial year	-	-	1,060,962	1,060,962
Total comprehensive income for the financial year	-	-	78,988,558	78,988,558
Issue of shares at premium	1	85,072,600	-	85,072,601
<b>Transactions with owners, recorded directly in equity</b>				
Dividends to parent company	-	-	(46,000,000)	(46,000,000)
Total distribution to owners	-	-	(46,000,000)	(46,000,000)
<b>31 December 2021</b>	<b>60,003</b>	<b>96,916,086</b>	<b>129,870,900</b>	<b>226,846,989</b>
2020	Called up share capital £	Share premium account £	Accumulated profits £	Total equity £
<b>1 January 2020</b>	<b>60,001</b>	<b>10,000,000</b>	<b>52,211,124</b>	<b>62,271,125</b>
Profit for the financial year	-	-	70,259,219	70,259,219
Other comprehensive income for the financial year	-	-	89,528	89,528
Total comprehensive income for the financial year	-	-	70,348,747	70,348,747
Issue of shares at premium	1	1,843,486	-	1,843,487
<b>Transactions with owners, recorded directly in equity</b>				
Dividends to parent company	-	-	(25,677,529)	(25,677,529)
Total distribution to owners	-	-	(25,677,529)	(25,677,529)
<b>31 December 2020</b>	<b>60,002</b>	<b>11,843,486</b>	<b>96,882,342</b>	<b>108,785,830</b>

The notes on pages 13 to 35 form part of these financial statements.

# FIS Capital Markets UK Limited

## Notes forming part of the financial statements for the year ended 31 December 2021

---

### 1 Accounting policies

FIS Capital Markets UK Limited ("the Company") is a private company incorporated, domiciled and registered in England and Wales. The registered number is 00982833 and the registered address is c/o FIS Corporate Governance, The Walbrook Building, 25 Walbrook, London EC4N 8AF, United Kingdom.

The financial statements have been prepared in accordance with Financial Reporting Standard 102, *The Financial Reporting Standard applicable in the United Kingdom and the Republic of Ireland (FRS 102)* and the Companies Act 2006.

The principal accounting policies applied in the preparation of these financial statements are set out below. These policies have been consistently applied to all the years presented, unless otherwise stated.

#### (a) Basis of accounting

These financial statements have been prepared on a going concern basis, under the historical cost convention. The Company has net current assets of £122,573,400 as at 31 December 2021 and made a profit for the year then ended of £77,927,596. The financial statements have been prepared on a going concern basis which the directors consider to be appropriate for the following reasons.

The Company is part of a wider consolidated group business model by which companies within the group at times provide and receive services from each other and utilise cash pool arrangements. Accordingly, the Company is further dependent on the ultimate parent company providing additional financial support as needed.

The directors have performed a going concern assessment which indicates that, taking account of reasonable possible downside scenarios, the Company will have sufficient funds, directly and indirectly through funding from its ultimate parent, Fidelity National Information Services, Inc., to meet its liabilities as they fall due during the going concern assessment period. This assessment is dependent on Fidelity National Information Services, Inc. not seeking repayment of any amounts currently due to the wider consolidated group and providing additional financial support during the going concern assessment period as required. Fidelity National Information Services, Inc. has indicated its intention to continue to make available such funds as are needed by the Company during the going concern assessment period. As with any company placing reliance on other group entities for financial support, the directors acknowledge that there can be no certainty that this support will continue although, as of the date of approval of these financial statements, they have no reason to believe that it will not do so.

On the basis of their assessment of the Company's financial position including consideration of the results and forecasts of Fidelity National Information Services, Inc., the facts and circumstances noted above, and of the enquiries made of the directors of the Company's ultimate parent, the Company's directors have a reasonable expectation that the Company will continue in operational existence and meet its liabilities as they fall due for the period of 12 months from the date of approval of these financial statements. Thus, they continue to adopt the going concern basis of accounting in preparing these annual financial statements.

The preparation of financial statements in conformity with FRS 102 requires the use of certain critical accounting estimates. It also requires management to exercise its judgement in the process of applying the Company's accounting policies. The areas involving a higher degree of judgement or complexity, or areas where assumptions and estimates are significant to the financial statements are disclosed in note 2.

#### (b) Exemptions for qualifying entities under FRS 102

The Company's ultimate parent undertaking, Fidelity National Information Services, Inc. includes the Company in its consolidated financial statements. The consolidated financial statements of Fidelity

# FIS Capital Markets UK Limited

## Notes forming part of the financial statements for the year ended 31 December 2021 (continued)

### 1 Accounting policies (continued)

#### (b) Exemptions for qualifying entities under FRS 102 (continued)

National Information Services, Inc. are prepared in accordance with U.S. Generally Accepted Accounting Principles and are available to the public and may be obtained from 347 Riverside Avenue, Jacksonville, Florida 32202, USA. In these financial statements, the Company is considered to be a qualifying entity (for the purposes of this FRS) and has applied the exemptions available under FRS 102 in respect of the following disclosures:

- No cash flow statement has been presented as the ultimate parent company, Fidelity National Information Services, Inc., includes the Company's cash flows in its own consolidated financial statements.
- Disclosures in respect of the Company's financial instruments and share-based payment arrangements have not been presented as equivalent disclosures have been provided in the parent company's financial statements; and
- No disclosure has been given for the aggregate remuneration of the key management personnel of the Company as their remuneration is included in the totals for the group as a whole.

#### (c) Consolidated Financial Statements

The financial statements contain information about FIS Capital Markets UK Limited as an individual company and do not contain consolidated financial information as the parent of a group. The company is exempt under Section 401 of the Companies Act 2006 from the requirements to prepare consolidated financial statements as it and its subsidiary undertakings are included by full consideration in the consolidated financial statements of its ultimate parent, Fidelity National Information Services, Inc., a company registered in the USA.

#### (d) Foreign currency

The Company's functional and presentation currency is the Pound Sterling.

Income and expenses denominated in foreign currencies are translated at the average rate. Monetary assets and liabilities denominated in foreign currencies are translated at the rate ruling on the balance sheet date. The gains or losses on translation are recorded in the Income statement.

#### (e) Revenue recognition

The Company recognises revenue when

- (a) the significant risks and rewards of ownership have been transferred to the buyer;
- (b) the Company retains no continuing involvement or control over the goods;
- (c) the amount of revenue can be measured reliably;
- (d) it is probable that future economic benefits will flow to the entity; and
- (e) when the specific criteria relating to each of the sales have been met.

The Company enters into arrangements with customers to provide various software (such as Prophet, Clearvision, GMI, RIMS, etc.) and software-related services such as license, maintenance and other professional services. At contract inception, the Company assesses the solutions and services promised in its contracts with customers and identifies the separately identifiable components of each transaction to reflect the substance of the transaction. To identify its separate components, the Company considers all of the solutions or services performed in the contract and applies the recognition

## FIS Capital Markets UK Limited

### Notes forming part of the financial statements for the year ended 31 December 2021 (continued)

---

#### **1 Accounting policies (continued)**

##### **(e) Revenue recognition (continued)**

criteria to the separately identifiable components of a single transaction to reflect the substance of the transaction.

The Company's software licenses have significant stand-alone functionality to the customer upon delivery and are considered to be functional intellectual property and the nature of these software licenses to a customer is typically to provide the customer with a right to use the Company's intellectual property. The software licenses are considered separately identifiable components, and revenue allocated to a software license is typically recognised at a point in time upon delivery of the license as these contracts are for a fixed fee under a non-cancellable contract that permits the licensee to exploit those rights freely and the Company having no major remaining obligations to perform is, in substance, a sale.

In conjunction with software licenses, the Company commonly provides the customer with additional services such as maintenance as well as associated implementation and other professional services related to the software license. Maintenance is typically comprised of technical support and unspecified updates and upgrades. The Company generally satisfies these components of service evenly using a time-elapsed output method over the contract term given there is no discernible pattern of performance and hence revenue is recognised rateably over the period of the contract.

The Company provides hosting and business process outsourcing services to other companies. Revenue is recognised in the accounting period in which the services are rendered when the outcome of the contract can be estimated reliably. The Company uses the actual usage of such services as basis for invoicing and recognising the revenue.

The Company also provides consulting services to other companies. The Company uses the percentage of completion method based on the actual services performed as a percentage of the total services to be provided.

For projects including a license and specific development and / or significant integration services, the project is divided into a number of phases corresponding to the operational work packages agreed in the contract. Revenue is recognised as work is completed, on the basis of technical milestones achieved. The degree of completion is determined by assessing the work already completed at the end of the financial year.

The Company earns royalties from other companies in relation to the sale of products designed by the Company. Royalty income is recognised on an accrual basis in accordance with the substance of the relevant agreement.

Where the consideration receivable in cash or cash equivalents is deferred and the arrangement constitutes a financing transaction, the fair value of the consideration is measured as the present value of all future receipts using the imputed rate of interest.

Interest income is recognised using the effective interest rate method.

##### **(f) Employee benefits**

The Company provides a range of benefits to employees, including annual bonus arrangements, paid holiday arrangements and defined benefit and defined contribution pension plans.

## FIS Capital Markets UK Limited

### Notes forming part of the financial statements for the year ended 31 December 2021 (continued)

---

#### 1 Accounting policies (continued)

##### (f) Employee benefits (continued)

###### *Short term benefits*

Short term benefits, including wages and salaries, annual bonus, paid holiday arrangements and other similar non-monetary benefits, are recognised as an expense in the period in which the service is received.

###### *Defined contribution pension plans*

Until 30 November 2020, contributions were made to a defined contribution pension scheme operated by FIS Systems Limited (a group company). Following the FIS Systems Limited business sale to the Company, effective from 1 December 2020, the pension scheme is now operated by the Company. A defined contribution plan is a pension plan under which the Company pays fixed contributions to a separate entity. Once the contributions have been paid the Company has no further payment obligations. The contributions are recognised as an expense when they are due, as detailed in note 16.

###### *Defined benefit pension plan*

The Company operates a closed defined benefit plan for former employees. A defined benefit plan defines the pension benefit that the employee will receive on retirement, usually dependent upon several factors including age, length of service and remuneration. A defined benefit plan is a pension plan that is not a defined contribution plan.

The liability recognised in the balance sheet in respect of the defined benefit plan is the present value of the defined benefit obligation at the end of the reporting date less the fair value of the plan assets at the reporting date.

The defined benefit obligation is calculated using the projected unit credit method. Annually the Company engages independent actuaries to calculate the obligation. The present value is determined by discounting the estimated future payments using market yields on high quality corporate bonds that are denominated in sterling and that have terms approximating the estimated period of the future payments ("discount rate").

The fair value of plan assets is measured in accordance with the FRS 102 fair value hierarchy and in accordance with the Company's policy for similarly held assets. This includes the use of appropriate valuation techniques.

Actuarial gains and losses arising from experience adjustments and changes in actuarial assumptions are charged or credited to other comprehensive income. These amounts together with the return on plan assets, less amounts included in net interest, are disclosed as "Remeasurement of net defined benefit liability".

The cost of the defined benefit plan, recognised in profit or loss as employee costs except where included in the cost of an asset, comprises:

- the increase in pension benefit liability arising from employee service during the period; and
- the cost of plan introductions, benefit changes, curtailments and settlements.

The net interest cost is calculated by applying the discount rate to the net balance of the defined benefit obligation and the fair value of plan assets. This cost is recognised in profit or loss as "Finance expense".

# FIS Capital Markets UK Limited

## Notes forming part of the financial statements for the year ended 31 December 2021 (continued)

---

### 1 Accounting policies (continued)

#### (g) Share-based payments

The Company participates in a share-based payment arrangement established by a group company. The Company recognises the share-based payment expense based on its share of the group's total expense, calculated as the actual cost incurred of the Company participating employees. As this amount is also what the Company is charged by the other group company for the awards made to the Company's employees, the corresponding credit is recognised as a payable to that group entity.

#### (h) Taxation

Taxation expense comprises the current and deferred tax recognised in the reporting period. Tax is recognised in the income statement, except to the extent that it relates to items recognised in other comprehensive income or directly in equity.

Current or deferred taxation assets and liabilities are measured on a non-discounted basis.

##### *Current tax*

Current tax is the amount of income tax payable in respect of the taxable profit for the year or prior years. Tax is calculated on the basis of tax rates and laws enacted or substantively enacted at the balance sheet date.

Management periodically evaluates positions taken in tax returns with respect to situations in which applicable tax regulation is subject to interpretation. It establishes provisions where appropriate on the basis of amounts expected to be paid to the tax authorities.

##### *Deferred tax*

Timing differences arise when items of income and expenditure are included in tax computations in periods which are different to their inclusion in the financial statements. Except as otherwise required by accounting standards, full provision without discounting is made for all deferred taxation timing differences which have arisen but not reversed at the balance sheet date. A deferred tax asset is recognised only to the extent that it is probable that it will be recovered against the reversal of deferred tax liabilities or other future taxable profits.

Deferred tax assets and liabilities are measured at the tax rate that is expected to apply to the period when the asset is realised or the liability is settled, based on the rates that have been enacted or substantively enacted at the balance sheet date.

#### (i) Intangible assets

##### *Computer software*

Computer software is stated at cost less accumulated amortisation and accumulated impairment losses. Software is amortised over its estimated useful life, of between three and five years, on a straight-line basis.

Where factors, such as technological advancement or changes in market price, indicate that residual value or useful life have changed, the residual value, useful life or amortisation rate are amended prospectively to reflect the new circumstances. The assets are reviewed for impairment if the above factors indicate that the carrying amount may be impaired.

# FIS Capital Markets UK Limited

## Notes forming part of the financial statements for the year ended 31 December 2021 (continued)

### 1 Accounting policies (continued)

#### (i) Intangible assets (continued)

##### *Research and development costs*

In the research phase of an internal project, it is not possible to demonstrate that the project will generate future economic benefits and hence all expenditure on research shall be recognised as an expense when it is incurred. Intangible assets are recognised from the development phase of a project if and only if certain specific criteria are met in order to demonstrate the asset will generate probable future economic benefits and that its cost can be reliably measured. The capitalised development costs are subsequently amortised on a straight-line basis over their useful economic lives, which range from 3 to 5 years.

If it is not possible to distinguish between the research phase and the development phase of an internal project the expenditure is treated as if it were all incurred in the research phase only.

##### *Goodwill*

Goodwill is stated at cost less any accumulated amortisation and accumulated impairment losses. Goodwill is allocated to cash-generating units or group of cash-generating units that are expected to benefit from the synergies of the business combination from which it arose. Goodwill is amortised over its estimated useful life, of 7 years, on a straight-line basis.

The Company reviews the amortisation period and method when events and circumstances indicate that the useful life may have changed since the last reporting date.

Goodwill and other intangible assets are tested for impairment in accordance with Section 27 Impairment of assets when there is an indication that goodwill or an intangible asset may be impaired.

#### (j) Tangible assets

Tangible assets are stated at cost (or deemed cost) less accumulated depreciation and accumulated impairment losses. Cost includes the original purchase price, costs directly attributable to bringing the asset to its working condition for its intended use, dismantling and restoration costs and borrowing costs capitalised.

##### *Depreciation and residual values*

Depreciation on assets is calculated, using the straight-line method, to allocate the cost to their residual value over their estimated useful lives, as follows:

Leasehold improvements	-	10 years or the life of the lease if shorter
Fixtures and fittings	-	3 - 8 years
Computer equipment	-	3 - 5 years

The assets' residual values, useful lives and depreciation methods are reviewed, and adjusted prospectively if appropriate, if there is an indication of a significant change since the last reporting date.

##### *Derecognition*

Tangible assets are derecognised on disposal or when no future economic benefits are expected. On disposal, the difference between the net disposal proceeds and the carrying amount is recognised in the income statement.

# FIS Capital Markets UK Limited

## Notes forming part of the financial statements for the year ended 31 December 2021 (continued)

### 1 Accounting policies (continued)

#### (j) Tangible assets (continued)

##### *Subsequent additions and major components*

Subsequent costs, including major inspections, are included in the assets carrying amount or recognised as a separate asset, as appropriate, only when it is probable that economic benefits associated with the item will flow to the Company and the cost can be measured reliably.

The carrying amount of any replaced component is derecognised. Major components are treated as a separate asset where they have significantly different patterns of consumption of economic benefits and are depreciated separately over its useful life.

Repairs, maintenance and minor inspection costs are expensed as incurred.

#### (k) Leased assets

##### *Operating leased assets*

Leases that do not transfer all the risks and rewards of ownership are classified as operating leases. Payments under operating leases are charged to the Income statement on a straight-line basis over the period of the lease.

##### *Lease incentives*

Incentives received to enter into an operating lease are credited to the Income statement, to reduce the lease expense, on a straight-line basis over the period of the lease.

The Company has taken advantage of the exemption in respect of lease incentives on leases in existence on the date of transition to FRS 102 (1 January 2014) and continues to credit such lease incentives to the Income statement over the period to the first review date on which the rent is adjusted to market rent. For leases entered into on or after 1 January 2015, reverse premiums and similar incentives received to enter into operating lease agreements are released to the Income statement over the term of the lease.

#### (l) Cash and cash equivalents

Cash and cash equivalents include cash in hand, deposits held at call with banks, other short-term highly liquid investments with original maturities of three months or less and bank overdrafts. Bank overdrafts are shown within borrowings in current liabilities.

#### (m) Provisions and contingencies

##### *Provisions*

Provisions are recognised when the Company has a present legal or constructive obligation as a result of past events; it is probable that an outflow of resources will be required to settle the obligation; and the amount of the obligation can be estimated reliably.

Where there are a number of similar obligations, the likelihood that an outflow will be required in settlement is determined by considering the class of obligations as a whole. A provision is recognised even if the likelihood of an outflow with respect to any one item included in the same class of obligations may be small.

Provision is not made for future operating losses.

Provisions are measured at the present value of the expenditures expected to be required to settle the obligation using a pre-tax rate that reflects current market assessments of the time value of money and

# FIS Capital Markets UK Limited

## Notes forming part of the financial statements for the year ended 31 December 2021 (continued)

---

### 1 Accounting policies (continued)

#### (m) Provisions and contingencies (continued)

the risks specific to the obligation. The increase in the provision due to passage of time is recognised as a finance cost.

##### *Contingencies*

Contingent liabilities, arising as a result of past events, are not recognised when (i) it is not probable that there will be an outflow of resources or that the amount cannot be reliably measured at the reporting date or (ii) when the existence will be confirmed by the occurrence or non-occurrence of uncertain future events not wholly within the Company's control. Contingent liabilities are disclosed in the financial statements unless the probability of an outflow of resources is remote.

Contingent assets are not recognised in the financial statements. However, when the flow of economic benefits associated with a contingent asset becomes virtually certain, the asset meets the asset recognition criteria and is recognised.

#### (n) Financial instruments

##### *Financial assets*

Basic financial assets, including trade and other receivables, cash and bank balances, and investments in commercial paper, are initially recognised at transaction price, unless the arrangement constitutes a financing transaction, where the transaction is measured at the present value of the future receipts discounted at a market rate of interest. Such assets are subsequently carried at amortised cost using the effective interest rate method.

At the end of each reporting period financial assets measured at amortised cost are assessed for objective evidence of impairment. If an asset is impaired the impairment loss is the difference between the carrying amount and the present value of the estimated cash flows discounted at the asset's original effective interest rate. The impairment loss is recognised in the Income statement.

If there is a decrease in the impairment loss arising from an event occurring after the impairment was recognised the impairment is reversed. The reversal is such that the current carrying amount does not exceed what the carrying amount would have been had the impairment not previously been recognised. The impairment reversal is recognised in the Income statement.

Financial assets are derecognised when (a) the contractual rights to the cash flows from the asset expire or are settled, or (b) substantially all the risks and rewards of the ownership of the asset are transferred to another party or (c) control of the asset has been transferred to another party who has the practical ability to unilaterally sell the asset to an unrelated third party without imposing additional restrictions.

##### *Financial liabilities*

Basic financial liabilities, including trade and other payables, bank loans, and loans from fellow group companies, are initially recognised at transaction price, unless the arrangement constitutes a financing transaction such as bank loans and overdrafts, where the debt instrument is measured at the present value of the future payments discounted at a market rate of interest. Debt instruments are subsequently carried at amortised cost, using the effective interest rate method.

# FIS Capital Markets UK Limited

## Notes forming part of the financial statements for the year ended 31 December 2021 (continued)

### 1 Accounting policies (continued)

#### (n) Financial instruments (continued)

Trade payables are obligations to pay for goods or services that have been acquired in the ordinary course of business from suppliers. Accounts payable are classified as current liabilities if payment is due within one year or less. If not, they are presented as non-current liabilities. Trade payables are recognised initially at transaction price and subsequently measured at amortised cost using the effective interest method.

Financial liabilities are derecognised when the liability is extinguished, that is when the contractual obligation is discharged, cancelled or expires.

#### *Offsetting*

Financial assets and liabilities are offset and the net amounts presented in the financial statements when there is an enforceable right to set off the recognised amounts and there is an intention to settle on a net basis or to realise the asset and settle the liability simultaneously.

#### (o) Impairment excluding deferred tax assets

##### *Financial assets (including trade and other debtors):*

A financial asset not carried at fair value through the profit or loss is assessed at each reporting date to determine whether there is objective evidence that it is impaired. A financial asset is impaired if objective evidence indicates that a loss event has occurred after the initial recognition of the asset, and that the loss event had a negative effect on the estimated future cash flows of that asset that can be estimated reliably.

##### *Non-financial assets:*

The carrying amounts of the Company's non-financial assets, other than deferred tax assets, are reviewed at each reporting date to determine whether there is any indication of impairment. If any such indication exists, then the asset's recoverable amount is estimated. The recoverable amount of an asset or cash-generating unit is the greater of its value in use and its fair value less costs to sell. In assessing value in use, the estimated future cash flows are discounted to their present value using a pre-tax discount rate that reflects current market assessments of the time value of money and the risks specific to the asset. For the purpose of impairment testing, assets that cannot be tested individually are grouped together into the smallest group of assets that generates cash inflows from continuing use that are largely independent of the cash inflows of other assets or groups of assets (the "cash-generating unit"). The goodwill acquired in a business combination, for the purpose of impairment testing is allocated to cash-generating units, or ("CGU") that are expected to benefit from the synergies of the combination. For the purpose of goodwill impairment testing, if goodwill cannot be allocated to individual CGUs or groups of CGUs on a non-arbitrary basis, the impairment of goodwill is determined using the recoverable amount of the acquired entity in its entirety, or if it has been integrated then the entire entity into which it has been integrated.

An impairment loss is recognised if the carrying amount of an asset or its CGU exceeds its estimated recoverable amount. Impairment losses are recognised in profit or loss. Impairment losses recognised in respect of CGUs are allocated first to reduce the carrying amount of any goodwill allocated to the units, and then to reduce the carrying amounts of the other assets in the unit (group of units) on a pro rata basis.

## FIS Capital Markets UK Limited

### Notes forming part of the financial statements for the year ended 31 December 2021 (continued)

---

#### **1 Accounting policies (continued)**

##### **(o) Impairment excluding deferred tax assets (continued)**

An impairment loss recognised for goodwill is not reversed. Impairment losses recognised for other assets is reversed only if the reasons for the impairment have ceased to apply.

Impairment losses recognised in prior periods are assessed at each reporting date for any indications that the loss has decreased or no longer exists. An impairment loss is reversed only to the extent that the asset's carrying amount does not exceed the carrying amount that would have been determined, net of depreciation or amortisation, if no impairment loss had been recognised.

##### **(p) Distributions to equity holders**

Dividends and other distributions to Company's shareholders are recognised as a liability in the financial statements in the period in which the dividends and other distributions are approved by the Company's shareholders. These amounts are recognised in the Statement of changes in equity.

##### **(q) Related party transactions**

The Company has taken advantage of the exemption available under FRS 102, section 33.1A, not to disclose transactions with wholly owned members of the Fidelity National Information Services, Inc. group.

## FIS Capital Markets UK Limited

### Notes forming part of the financial statements for the year ended 31 December 2021 (continued)

---

## 2 Critical accounting judgements and estimation uncertainty

Estimates and judgements are continually evaluated and are based on historical experience and other factors, including expectations of future events that are believed to be reasonable under the circumstances.

In preparing these financial statements, the directors have made the following judgements:

- The recognition of license revenue is dependent upon fair value allocation, separability of components, collectability and there being no significant vendor obligations outstanding. Management exercises judgement in assessing whether such obligations are significant and, if necessary, the value of the revenue to be deferred. Such revenue is recognised on signing only for products which are judged to be in a state fit for general availability and ready to be shipped, to contain all planned components and to have completed quality testing.
- The revenue and profit of fixed price professional services contracts is recognised on a percentage of completion basis when the outcome of a contract can be estimated reliably. Management exercises judgement in identifying onerous service contracts and determining whether a contract's outcome can be estimated reliably. Management also makes estimates in the calculation of future contract costs, fair values of contracts, the value of discounts given, the value of upgrade clauses in contracts which are used in determining the value of amounts recoverable on contracts and timing of revenue recognition. Estimates are continually revised based on changes in the facts relating to each contract.

### Other key sources of uncertainty

#### *Intangible and tangible assets (see notes 8 and 9)*

Intangible and tangible fixed assets are depreciated over their useful lives taking into account residual values, where appropriate. The actual lives of the assets and residual values are assessed annually and may vary depending on a number of factors. In re-assessing asset lives, they are amended when necessary to reflect current estimates, based on technological advancement, future investments, economic utilisation and the physical condition of the assets. Residual value assessments consider issues such as future market conditions, the remaining life of the asset and projected disposal values.

#### *Impairment of debtors*

The Company makes an estimate of the recoverable value of trade and other debtors. When assessing impairment of trade and other debtors, management considers factors including the current credit rating of the debtor, the ageing profile of debtors, and historical experience. See note 11 and 12 for the net carrying amount of the debtors and associated impairment provision.

#### *Defined benefit pension scheme*

The Company has an obligation to pay pension benefits to former employees. The cost of these benefits and the present value of the obligation depend on a number of factors, including life expectancy, salary increases, asset valuations and the discount rate on corporate bonds. Management estimates these factors in determining the net pension obligation in the balance sheet. The assumptions reflect historical experience and current trends. See note 16 for the disclosures relating to the defined benefit pension scheme.

## FIS Capital Markets UK Limited

### Notes forming part of the financial statements for the year ended 31 December 2021 (continued)

### 3 Revenue

Geographical analysis of revenue by destination:

	2021	2020
	£	£
United Kingdom	152,596,871	11,745,576
Rest of Europe	65,281,856	35,948,870
North America	61,171,886	75,090,914
Rest of World	104,198,202	45,368,448
	<u>383,248,815</u>	<u>168,153,808</u>
	2021	2020
	£	£
Point in time	51,557,566	30,652,536
Over time	331,691,249	137,501,272
	<u>383,248,815</u>	<u>168,153,808</u>

### 4 Operating profit

Operating profit is stated after charging/(crediting):

		2021	2020
	Note	£	£
Wages and salaries		97,923,776	25,098,717
Social security costs		11,818,856	3,491,174
Pension costs (defined contribution scheme)	16	6,308,016	1,959,201
Cost of employee share schemes		5,450,594	8,392,732
<b>Staff costs (including directors)</b>		<u>121,501,242</u>	<u>38,941,824</u>
Amortisation of intangible assets	8	10,481,046	3,981,250
Depreciation of tangible fixed assets	9	4,578,597	891,763
Operating lease charges		2,052,817	521,098
Research and development expenditure		17,068,403	5,915,306
Research and development tax credit		(284,412)	(258,180)
Foreign exchange losses/(gains) – net		(399,264)	1,580,597
Auditor's remuneration for audit services		227,501	293,586

### 5 Employees and directors

#### Employees

The average monthly number of persons (including executive directors) employed by the Company during the year was:

	2021	2020
	Number	Number
<b>By activity</b>		
Development	95	61
Operations and technical	603	104
Sales and distribution	155	30
Administration and other	34	22
	<u>887</u>	<u>217</u>

## FIS Capital Markets UK Limited

### Notes forming part of the financial statements for the year ended 31 December 2021 (continued)

#### 5 Employees and directors (continued)

##### Directors

The directors' emoluments were as follows:

	2021	2020
	£	£
Directors' emoluments	480,769	-
Company contributions to money purchase pension schemes	42,091	-
Amounts receivable under long-term incentive schemes	2,900,916	-
Other benefits	2,493	-
	<b>3,426,269</b>	<b>-</b>

Post-employment benefits are accruing for 1 director (2020: *nil*) under a defined contribution pension scheme, in respect of qualifying services to the Company.

##### Highest paid director

The highest paid director's emoluments were as follows:

	2021	2020
	£	£
Directors' emoluments	480,769	-
Company contributions to money purchase pension schemes	42,091	-
Amounts receivable under long-term incentive schemes	2,900,916	-
Other benefits	2,493	-
	<b>3,426,269</b>	<b>-</b>

#### 6 Interest

	2021	2020
	£	£
<b>Interest receivable and similar income</b>		
Cash pooling interest receivable	-	-
Other interest receivable	184,190	372,514
	<b>184,190</b>	<b>372,514</b>

	2021	2020
	£	£
<b>Interest payable and similar charges</b>		
Other interest payable	1,817,680	467,470
Cash pooling interest payable	-	-
	<b>1,817,680</b>	<b>467,470</b>

## FIS Capital Markets UK Limited

### Notes forming part of the financial statements for the year ended 31 December 2021 (continued)

#### 7 Tax on profit

##### Tax expense included in income statement:

	2021	2020
	£	£
<i>UK corporation tax</i>		
UK Corporation tax on profits for the period	8,076,413	1,749,297
Adjustment in respect of previous periods	(1,864,806)	(6,142,464)
Double tax relief	<u>(1,487,426)</u>	<u>(1,233,398)</u>
	4,724,181	(5,626,565)
Overseas tax suffered	<u>1,628,752</u>	<u>1,233,398</u>
	6,352,933	(4,393,167)
<i>Deferred tax</i>		
Origination and reversal of timing differences	(299,916)	120,122
Adjustments in respect of prior years	1,349,222	(3,042)
Effect of changes in tax rates	<u>(279,834)</u>	<u>-</u>
	769,472	117,080
<b>Tax on profit</b>	<b><u>7,122,405</u></b>	<b><u>(4,276,087)</u></b>

Adjustments in respect of prior year relate to difference in corporation tax recorded in prior year financial statements and the tax return.

##### Reconciliation of tax charge:

The differences are explained below:

	2021	2020
	£	£
Profit before taxation	85,050,001	65,983,132
Tax on profit at standard UK tax rate of 19% (2020: 19%)	16,159,500	12,536,795
Effects of:		
Expenses not deductible	432,013	1,254,588
Income not taxable	(217,000)	-
Effects of group relief/ other reliefs	(8,604,354)	(12,276,287)
Effects of overseas tax rates	141,326	-
Adjustments in respect of prior years	(515,584)	(3,042)
Tax rate changes	(279,834)	(12,313)
Share options	6,338	-
CY deferred tax (CT rate adjustment)	-	(22,586)
Credit received for Pension Contribution	-	114,000
Tax provision true-up / down impact of merged entities	-	275,222
Group relief claimed for prior year	-	(6,142,464)
<b>Tax charge for the year</b>	<b><u>7,122,405</u></b>	<b><u>(4,276,087)</u></b>

## FIS Capital Markets UK Limited

### Notes forming part of the financial statements for the year ended 31 December 2021 (continued)

#### 7 Tax on profit (continued)

##### *Factors that may affect future current and total tax charges*

Finance Act 2016 had previously enacted provisions to reduce the main rate of UK corporation tax to 17% from 1 April 2020. However, in the March 2020 Budget it was announced that the reduction will not occur and the Corporation Tax Rate will be held at 19%. The Provisional Collection of Taxes Act was used to substantively enact the revised 19% tax rate on 17 March 2020 and accordingly the deferred tax balances had been re-calculated to 19% at the year end.

The March 2021 Budget announced a further increase to the main rate of corporation tax to 25% from April 2023. As substantive enactment of this change was before the balance sheet date, deferred tax balances as at 31 December 2021 have been measured at a rate of 25%. However, where these deferred tax balances are of a material quantum, and it is possible to estimate when these assets/liabilities are likely to unwind, a blended rate has been applied to the deferred tax balances to account for the likelihood that some will unwind at 19% and some will unwind at 25%

#### 8 Intangible assets

	Goodwill	Other assets	Internally developed software	Purchased software	Total
	£	£	£	£	£
<b>Cost</b>					
At 1 January 2021	14,291,237	125,012	30,896,408	7,575,706	52,888,363
Additions	-	-	9,918,623	1,107,013	11,025,636
Disposals	-	-	(3,221,270)	(1,065,705)	(4,286,975)
Transfer	-	-	4,083,344	160,518	4,243,862
<b>At 31 December 2021</b>	<b>14,291,237</b>	<b>125,012</b>	<b>41,677,105</b>	<b>7,777,532</b>	<b>63,870,886</b>
<b>Accumulated amortisation</b>					
At 1 January 2021	-	125,012	10,429,327	3,470,221	14,024,560
Charge for the year	2,582,650	-	6,674,515	1,223,881	10,481,046
Disposals	-	-	(3,123,677)	(1,065,705)	(4,189,382)
Transfer	-	-	442,993	19,752	462,745
<b>At 31 December 2021</b>	<b>2,582,650</b>	<b>125,012</b>	<b>14,423,158</b>	<b>3,648,149</b>	<b>20,778,969</b>
<b>Net book value</b>					
<b>At 31 December 2021</b>	<b>11,708,587</b>	<b>-</b>	<b>27,253,947</b>	<b>4,129,383</b>	<b>43,091,917</b>
At 31 December 2020	14,291,237	-	20,467,081	4,105,485	38,863,803

## FIS Capital Markets UK Limited

### Notes forming part of the financial statements for the year ended 31 December 2021 (continued)

#### 9 Tangible assets

	Computer equipment £	Fixtures & fittings £	Leasehold improvements £	Total £
<b>Cost</b>				
At 1 January 2021	49,703,290	2,455,433	7,823,841	59,982,564
Additions	5,844,082	-	-	5,844,082
Disposals	(878,527)	(40,558)	(961,229)	(1,880,314)
Transfers	-	1,154	-	1,154
<b>At 31 December 2021</b>	<b>54,668,845</b>	<b>2,416,029</b>	<b>6,862,612</b>	<b>63,947,486</b>
<b>Accumulated depreciation</b>				
At 1 January 2021	40,065,044	1,925,341	7,190,647	49,181,032
Charge for the year	4,339,638	98,535	140,424	4,578,597
Disposals	(23,189)	(39,070)	(810,882)	(873,141)
Transfer	-	686	-	686
<b>At 31 December 2021</b>	<b>44,381,493</b>	<b>1,985,492</b>	<b>6,520,189</b>	<b>52,887,174</b>
<b>Net book value</b>				
<b>At 31 December 2021</b>	<b>10,287,352</b>	<b>430,537</b>	<b>342,423</b>	<b>11,060,312</b>
At 31 December 2020	9,638,246	530,092	633,194	10,801,532

#### 10 Investment

	2021 £	2020 £
<b>Cost</b>		
At 1 January	-	-
Additions	3	-
<b>At 31 December</b>	<b>3</b>	<b>-</b>

Investments are unlisted subsidiary companies which have been measured at historical cost less impairment loss.

## FIS Capital Markets UK Limited

### Notes forming part of the financial statements for the year ended 31 December 2021 (continued)

#### 10 Investment (continued)

The principal undertakings in which the Company's interest at the end of the year is 20% or more are as follows:

Name	Registered Address	Proportion of voting rights and ordinary share capital held	Nature of business
<b>Direct subsidiaries</b>			
Integrity Treasury Solutions Inc. (Regd. Address: 1209 Orange Street Wilmington, New Castle, DE 19801, USA)	USA	100%	Sale and distribution of treasury software
FIS Healthcare Trustee Limited (Regd. Address: c/o FIS Corporate Governance, The Walbrook Building, 25 Walbrook, London, EC4N 8AF, United Kingdom)	England & Wales	100%	Dormant
FIS Pensions Limited (Regd. Address: c/o FIS Corporate Governance, The Walbrook Building, 25 Walbrook, London, EC4N 8AF, United Kingdom)	England & Wales	100%	Dormant

The directors believe that the carrying value of the investments are supported by their underlying net assets.

FIS Pensions Limited was established for the purpose of acting as the trustee of the FIS Retirement Benefits Scheme. FIS Pensions Limited has never been active and is expected to remain dormant.

FIS Pensions Limited was dormant for the year under review and had net assets of £2 at 31 December 2021 (2020: £2)

FIS Healthcare Trustee Limited was established on 27 September 2016 for the purpose of acting as the trustee in respect of a new healthcare benefit for UK employees of the group. FIS Healthcare Trustee Limited has never been active and is expected to remain dormant.

FIS Healthcare Trustee Limited was dormant for the year under review and had net assets of £1 at 31 December 2021 (2020: £1).

## FIS Capital Markets UK Limited

### Notes forming part of the financial statements for the year ended 31 December 2021 (continued)

#### 11 Debtors- Non current

	2021	2020
	£	£
Amounts owed by group undertakings	<b>49,489,371</b>	-

#### 12 Debtors- Current

	2021	2020
	£	£
Trade debtors	<b>52,238,096</b>	32,271,765
Amounts owed by group undertakings	<b>85,086,736</b>	91,077,900
Other debtors	<b>37,114</b>	587,897
Loans owed by group undertaking	<b>36,234,684</b>	63,032,428
Corporation tax	<b>15,742,306</b>	11,232,424
Deferred tax asset	15 <b>396,842</b>	1,166,314
Prepayments and accrued income	<b>38,643,230</b>	22,072,660
Total debtors expected to be received within one year	<b>228,379,008</b>	221,441,388

Trade debtors are stated after provisions for impairment of £426,424 (2020: £547,977).

The interest-bearing loans owed by group undertaking of £36,234,684 (2020: £63,032,428) is due from FIS UK Holdings Limited and relates to an unsecured revolving cash pooling arrangement first agreed on 30 June 2011 and amended on 12 July 2013 and 13 November 2017. Under the amended arrangement, during 2020 and 2021 interest accrued on a daily basis and was payable monthly on such interest payment date as may be determined by the Pool Header acting in a commercially reasonable manner (or by the Company's bank under any interest reallocation arrangement or similar). During 2020 and 2021, the rate applied was 0.0% for credit balances and 3.5% for debit balances.

All other amounts owed by group undertakings are unsecured, interest free, have no fixed date of repayment and are repayable on demand.

#### 13 Creditors: amounts falling due within one year

	2021	2020
	£	£
Trade creditors	<b>3,303,573</b>	2,225,835
Amounts owed to group undertakings	<b>34,723,361</b>	15,507,736
Loans owed to group undertakings	-	100,172,718
Other taxation and social security	<b>2,177,244</b>	3,085,814
Accruals and deferred income	<b>73,031,513</b>	60,803,337
	<b>113,235,691</b>	181,795,440

## FIS Capital Markets UK Limited

### Notes forming part of the financial statements for the year ended 31 December 2021 (continued)

#### 13 Creditors: amounts falling due within one year (continued)

Within Loans owed to group undertakings are balances in the aggregate of £nil (2020: £59,556,927) payable to FIS UK Holdings Limited under several promissory notes. During the previous year, the Company had promissory notes dated 25 September 2020 relating to a receivable of £25,816,201, with an interest rate of 0.46488% and a maturity date of 31 March 2021; and promissory notes dated 1 December 2020 relating to a receivable of £33,740,726, with an interest rate of 0.42088% and a maturity date of 31 May 2021. In each case, the Company had the right at any time and from time to time, to prepay all or any part of the outstanding principal balance due without penalty, provided that no partial prepayment interrupted or deferred the mandatory payments of principal or interest due thereunder.

Within Loans owed to group undertakings are balances in the aggregate of £nil (2020: £30,880,211) payable to FIS Financial Systems (France) SAS under 2 promissory notes. During the previous year, the Company had a promissory note dated 30 April 2021 relating to a receivable of £2,411,831, with an interest rate of 0.46488% and a maturity date of 30 September 2021; and a promissory note dated 30 April 2021 relating to a receivable of £28,468,380, with an interest rate of 0.46488% and a maturity date of 30 September 2021. In each case, the Company had the right at any time and from time to time, to prepay all or any part of the outstanding principal balance due without penalty, provided that no partial prepayment interrupted or deferred the mandatory payments of principal or interest due thereunder.

Within Loans owed to group undertakings are balances in the aggregate of £nil (2020: £9,735,580) payable to FIS Capital Markets US LLC under 2 promissory notes dated 25 September 2020 with an interest rate of 0.46488% and a maturity date of 31 March 2021. The Company had the right at any time and from time to time, to prepay all or any part of the outstanding principal balance due without penalty, provided that no partial prepayment interrupted or deferred the mandatory payments of principal or interest due thereunder.

All other amounts owed to group undertakings are unsecured, interest free, have no fixed date of repayment and are repayable on demand.

#### 14 Provisions for liabilities

The Company had the following provisions during the year:

	<b>Dilapidations</b>
	<b>£</b>
At 1 January 2021	1,439,134
Reversed during the year	(48,559)
Unwinding of discount	44,984
At 31 December 2021	1,435,558

Dilapidation provisions are accrued as a result of obligations arising under the terms of the leases entered into by the Company, which require the premises to be returned in their original state. The provision is expected to be in place until 2023 when the current leases expire.

## FIS Capital Markets UK Limited

### Notes forming part of the financial statements for the year ended 31 December 2021 (continued)

#### 15 Deferred tax asset

Amounts recognised in respect of deferred tax are as follows:

	2021	2020
	£	£
Accelerated depreciation	(271,085)	1,289,641
Pensions	<u>667,927</u>	<u>(123,327)</u>
	<u>396,842</u>	<u>1,166,314</u>

Analysis of movement in the deferred tax asset/(liability) is as follows:

	2021	2020
	£	£
At 1 January	1,166,314	104,662
Adjustment in respect of prior years	(333,952)	-
Deferred tax charge to income statement for the period	579,751	-
Deferred tax charge in OCI for the period	(122,970)	-
Movement arising from the transfer of trade	(892,301)	-
Transferred in from the merger of group companies	-	1,313,732
Transferred to the income statement	-	(252,080)
<b>At 31 December</b>	<u><b>396,842</b></u>	<u><b>1,166,314</b></u>

#### 16 Post-employment benefits

##### *Defined benefit scheme*

The Company operates a defined contribution pension scheme for its employees. The assets of the scheme are held separately from those of the Company in an independently administered fund. The charge to the income statement of £6,308,016 (2020: £1,959,201) represents the contributions payable to the pension scheme in respect of the accounting year.

Until 30 November 2020, any outstanding or prepaid contributions were borne by FIS Systems Limited. Following the FIS Systems Limited business sale to the Company, effective from 1 December 2020, any outstanding or prepaid contributions are borne by the Company which is now the group operator for the scheme.

The scheme is a defined contribution scheme with a defined benefit underpin, where the underpin is the Post 1988 Guaranteed Minimum Pension ("GMP"). The liabilities disclosed are the value of each member's GMP liabilities less the value of their defined contribution fund in respect of pre 6 April 1997 accrual where the underpin bites.

The Company makes a regular contribution of £50,000 per month, which are accumulated as part of the scheme's unallocated assets. These are used to pay benefits in cases where the underpin bites upon transfer or retirement. The assets disclosed pertain to the scheme's unallocated assets.

The last triennial funding valuation of the scheme was on 31 December 2017. The accounting liabilities disclosed are based on a separate FRS 102 valuation in respect of members who have GMP liabilities as at 31 December 2021.

## FIS Capital Markets UK Limited

**Notes forming part of the financial statements  
for the year ended 31 December 2021 (continued)**

### 16 Post-employment benefits (continued)

#### *Defined benefit scheme*

#### Reconciliation of present value of plan liabilities:

	2021	2020
	£	£
At the beginning of the year	7,848,489	6,953,783
Interest cost	129,500	145,386
Benefit payments from plan assets	(8,526)	(61,268)
Actuarial loss	(1,078,368)	810,588
<b>At the end of the year</b>	<b><u>6,891,095</u></b>	<b><u>7,848,489</u></b>

#### Reconciliation of fair value of plan assets:

	2021	2020
	£	£
At the beginning of the year	8,497,580	6,887,439
Interest income on plan assets	145,160	150,293
Benefit payments from plan assets	(8,526)	(61,268)
Actuarial gain	(275,575)	921,116
Employer contribution	600,000	600,000
<b>At the end of the year</b>	<b><u>8,958,639</u></b>	<b><u>8,497,580</u></b>

	2021	2020
	£	£
Fair value of plan assets	8,958,639	8,497,580
Present value of plan liabilities	(6,891,095)	(7,848,489)
<b>Net pension asset</b>	<b><u>2,067,544</u></b>	<b><u>649,091</u></b>

#### Amounts included in other finance costs

	2021	2020
	£	£
Net interest income	15,660	4,907

#### Analysis of actuarial gains recognised in other comprehensive income:

	2021	2020
	£	£
Actual return less interest income included in net interest income	(275,575)	921,116
Experience gains/(losses) arising on the scheme liabilities	1,078,368	(810,588)
	<b><u>802,793</u></b>	<b><u>110,528</u></b>

## FIS Capital Markets UK Limited

### Notes forming part of the financial statements for the year ended 31 December 2021 (continued)

#### 16 Post-employment benefits (continued)

##### Composition of plan assets

	2021	2020
	£	£
Debt instruments	8,952,672	8,472,054
Cash and cash equivalents	5,967	25,526
	<u>8,958,639</u>	<u>8,497,580</u>
<b>Actual return on plan assets</b>		
Cash and cash equivalents	(130,415)	1,071,409

##### Principal actuarial assumptions used at the balance date sheet date

	2021	2020
	%	%
Discount rates	1.85	1.65
Future pension increases	2.25	1.90
Inflation assumption	3.45	3.05
Mortality rates		
- For a male aged 65 now	22.2	22.2
- At 65 for a male member aged 40 years (PY: 45 years) now	23.5	23.6

Under the rules of the plan, the Company has a right to a refund of surplus the gradual settlement of liabilities over time until all the members have left the plan. Therefore, under IFRIC 14 the Company is neither required to reflect any additional liabilities in relation to deficit funding commitments, nor restrict any plan surplus that arises.

#### 17 Called up share capital

	2021	2020
	£	£
<i>Allotted, called up and fully paid</i>		
60,003 (2020: 60,002) ordinary shares at £1 each	<u>60,003</u>	<u>60,002</u>

#### 18 Capital and other commitments

The Company had minimum lease payments under non-cancellable operating leases as set out below:

	2021	2020
	£	£
	Land and buildings	Land and buildings
<b>Payments due</b>		
Not later than one year	1,060,447	1,497,151
Later than one year and not later than five years	2,827,859	4,948,753
Later than five years	-	-
	<u>3,888,306</u>	<u>6,445,904</u>

The Company had no other off-balance sheet arrangements.

## FIS Capital Markets UK Limited

### Notes forming part of the financial statements for the year ended 31 December 2021 (continued)

#### 19 Controlling parties

The directors regard FIS UK Holdings Limited, a company registered in England and Wales, as the immediate parent company.

Fidelity National Information Services, Inc., a company incorporated in the United States of America, is the undertaking that heads the smallest and largest group of companies for which consolidated financial statements are prepared. The directors consider Fidelity National Information Services, Inc. to be the ultimate controlling party and ultimate parent company.

Copies of the financial statements of Fidelity National Information Services, Inc. can be obtained from 347 Riverside Avenue, Jacksonville, Florida 32202, USA.

#### 20 Group Reconstruction

##### Purchase of Businesses –

During the year 2021, the Company purchased the UK businesses of 4 related UK entities mentioned below. The purchase of businesses is accounted as merger for all the entities.

Sr. No.	Legal Names of Combining Entities	Date of Acquisition	NBV of Net Assets acquired (GBP)	Purchase Consideration (GBP)	Nature of Consideration
1	FIS Holdings Limited	04 March 2021	18,241,386	18,241,386	Satisfied by issue of Promissory Note
2	Advanced Portfolio Technologies Ltd	01 April 2021	7,352,154	7,352,154	Satisfied by issue of Promissory Note
3	Integrity Treasury Solutions Limited	01 April 2021	14,384,971	14,384,971	Satisfied by issue of Promissory Note
4	Integrity Treasury Solutions Europe Limited	01 April 2021	790,058	790,058	Satisfied by issue of Promissory Note

**UNITED STATES SECURITIES AND EXCHANGE COMMISSION  
Washington, D.C. 20549**

**Form 10-K**

ANNUAL REPORT PURSUANT TO SECTION 13 OR 15(d) OF THE SECURITIES EXCHANGE ACT OF 1934

For the fiscal year ended December 31, 2021

Or

TRANSITION REPORT PURSUANT TO SECTION 13 OR 15(d) OF THE SECURITIES EXCHANGE ACT OF 1934

For the transition period from \_\_\_\_\_ to \_\_\_\_\_

Commission File No. 001-16427

**Fidelity National Information Services, Inc.**

*(Exact name of registrant as specified in its charter)*

Georgia 37-1490331

*(State or other jurisdiction of incorporation or organization) (I.R.S. Employer Identification No.)*

601 Riverside Avenue

Jacksonville, Florida 32204

*(Address of principal executive offices) (Zip Code)*

(904) 438-6000

*(Registrant's telephone number, including area code)*

Securities registered pursuant to Section 12(b) of the Act:

Title of each class	Trading Symbol(s)	Name of each exchange on which registered
Common Stock, par value \$0.01 per share	FIS	New York Stock Exchange
1.700% Senior Notes due 2022	FIS22B	New York Stock Exchange
0.125% Senior Notes due 2022	FIS22C	New York Stock Exchange
0.750% Senior Notes due 2023	FIS23A	New York Stock Exchange
1.100% Senior Notes due 2024	FIS24A	New York Stock Exchange
0.625% Senior Notes due 2025	FIS25B	New York Stock Exchange
1.500% Senior Notes due 2027	FIS27	New York Stock Exchange
1.000% Senior Notes due 2028	FIS28	New York Stock Exchange
2.250% Senior Notes due 2029	FIS29	New York Stock Exchange
2.000% Senior Notes due 2030	FIS30	New York Stock Exchange
3.360% Senior Notes due 2031	FIS31	New York Stock Exchange
2.950% Senior Notes due 2039	FIS39	New York Stock Exchange

Securities registered pursuant to Section 12(g) of the Act: None

*(Title of Class)*

Indicate by check mark if the registrant is a well-known seasoned issuer, as defined in Rule 405 of the Securities Act. Yes  No

Indicate by check mark if the registrant is not required to file reports pursuant to Section 13 or Section 15(d) of the Act. Yes  No

Indicate by check mark whether the registrant (1) has filed all reports required to be filed by Section 13 or 15(d) of the Securities Exchange Act of 1934 during the preceding 12 months (or for such shorter period that the registrant was required to file such reports), and (2) has been subject to such filing requirements for the past 90 days. Yes  No

Indicate by check mark whether the registrant has submitted electronically every Interactive Data File required to be submitted pursuant to Rule 405 of Regulation S-T (§ 232.405 of this chapter) during the preceding 12 months (or for such shorter period that the registrant was required to submit such files). Yes  No

Table of Contents

Indicate by check mark whether the registrant is a large accelerated filer, an accelerated filer, a non-accelerated filer, a smaller reporting company, or an emerging growth company. See the definitions of "large accelerated filer," "accelerated filer," "smaller reporting company" and "emerging growth company" in Rule 12b-2 of the Exchange Act. (Check one):

Large accelerated filer  Accelerated filer  Non-accelerated filer  Smaller reporting company  Emerging growth   
(Do not check if a smaller reporting company) company

If an emerging growth company, indicate by check mark if the registrant has elected not to use the extended transition period for complying with any new or revised financial accounting standards provided pursuant to Section 13(a) of the Exchange Act.

Indicate by check mark whether the registrant has filed a report on and attestation to its management's assessment of the effectiveness of its internal control over financial reporting under Section 404(b) of the Sarbanes-Oxley Act (15 U.S.C. 7262(b)) by the registered public accounting firm that prepared or issued its audit report.

Indicate by check mark whether the registrant is a shell company (as defined in Rule 12b-2 of the Exchange Act) Yes  No

As of June 30, 2021, the last business day of the registrant's most recently completed second fiscal quarter, the aggregate market value of the registrant's common stock held by nonaffiliates was \$87,314,922,669 based on the closing sale price of \$141.67 on that date as reported by the New York Stock Exchange. For the purposes of the foregoing sentence only, all directors and executive officers of the registrant were assumed to be affiliates. The number of shares outstanding of the registrant's common stock, \$0.01 par value per share, was 609,590,707 as of February 21, 2022.

The information in Part III hereof is incorporated herein by reference to the registrant's Proxy Statement on Schedule 14A for the fiscal year ended December 31, 2021, to be filed within 120 days after the close of the fiscal year that is the subject of this Report.

---

---

FIDELITY NATIONAL INFORMATION SERVICES, INC.  
2021 FORM 10-K ANNUAL REPORT  
TABLE OF CONTENTS

		Page
<b><u>PART I</u></b>		
<u>Item 1.</u>	<u>Business</u>	<u>2</u>
<u>Item 1A.</u>	<u>Risk Factors</u>	<u>12</u>
<u>Item 1B.</u>	<u>Unresolved Staff Comments</u>	<u>29</u>
<u>Item 2.</u>	<u>Properties</u>	<u>29</u>
<u>Item 3.</u>	<u>Legal Proceedings</u>	<u>29</u>
<u>Item 4.</u>	<u>Mine Safety Disclosures</u>	<u>29</u>
<b><u>PART II</u></b>		
<u>Item 5.</u>	<u>Market for Registrant's Common Equity, Related Stockholder Matters and Issuer Purchases of Equity Securities</u>	<u>29</u>
<u>Item 6.</u>	<u>Reserved</u>	<u>31</u>
<u>Item 7.</u>	<u>Management's Discussion and Analysis of Financial Condition and Results of Operations</u>	<u>31</u>
<u>Item 7A.</u>	<u>Quantitative and Qualitative Disclosure About Market Risks</u>	<u>41</u>
<u>Item 8.</u>	<u>Financial Statements and Supplementary Data</u>	<u>44</u>
<u>Item 9.</u>	<u>Changes in and Disagreements with Accountants on Accounting and Financial Disclosure</u>	<u>88</u>
<u>Item 9A.</u>	<u>Controls and Procedures</u>	<u>88</u>
<u>Item 9B.</u>	<u>Other Information</u>	<u>88</u>
<u>Item 9C.</u>	<u>Disclosure Regarding Foreign Jurisdictions that Prevent Inspections</u>	<u>88</u>
<b><u>PART III</u></b>		
<u>Item 10.</u>	<u>Directors and Executive Officers of the Registrant</u>	<u>88</u>
<u>Item 11.</u>	<u>Executive Compensation</u>	<u>88</u>
<u>Item 12.</u>	<u>Security Ownership of Certain Beneficial Owners and Management and Related Stockholder Matters</u>	<u>88</u>
<u>Item 13.</u>	<u>Certain Relationships and Related Transactions, and Director Independence</u>	<u>88</u>
<u>Item 14.</u>	<u>Principal Accounting Fees and Services</u>	<u>88</u>
<b><u>PART IV</u></b>		
<u>Item 15.</u>	<u>Exhibits and Financial Statement Schedules</u>	<u>88</u>
<u>Item 16.</u>	<u>Form 10-K Summary</u>	<u>99</u>
<u>Signatures</u>		<u>100</u>

*Unless stated otherwise or the context otherwise requires, all references to "FIS," "we," "our," "us," the "Company" or the "registrant" are to Fidelity National Information Services, Inc., a Georgia corporation, and its subsidiaries. Also, amounts in tables may not sum or calculate due to rounding.*

## PART I

### Item 1. *Business*

#### Overview

FIS is a leading provider of technology solutions for merchants, banks, and capital markets firms globally. Our employees are dedicated to advancing the way the world pays, banks and invests by applying our scale, deep expertise and data-driven insights. We help our clients use technology in innovative ways to solve business-critical challenges and deliver superior experiences for their customers. Headquartered in Jacksonville, Florida, FIS is a Fortune 500® company and is a member of Standard & Poor's 500® Index.

FIS is incorporated under the laws of the State of Georgia as Fidelity National Information Services, Inc. and our stock is traded under the trading symbol "FIS" on the New York Stock Exchange.

We have grown both organically and through acquisitions. Organic growth has been driven by a number of factors, including growth of our customers' businesses, our internal development of new solutions that enhance our client offerings, and our sales and marketing efforts to expand our customer base and addressable markets. Acquisitions have contributed additional solutions and services that complement or enhance our offerings, diversify our client base, expand our geographic coverage, and provide entry into new and attractive adjacent markets that align with our strategic objectives. We continue to strategically allocate resources to both organic and inorganic growth initiatives to enhance the long-term value of our business.

FIS reports its financial performance based on the following segments: Merchant Solutions ("Merchant"), Banking Solutions ("Banking"), Capital Market Solutions ("Capital Markets") and Corporate and Other. See "Segment Information" below for additional discussion of our solutions and customers. See also Notes 2, 4 and 21 to the consolidated financial statements for additional information about our revenue.

#### *Competitive Strengths*

We believe our competitive strengths include the following:

- *Brand.* FIS has built a highly respected brand known globally for innovation and thought leadership in the financial services and merchant sectors.
- *Extensive Domain Expertise and Portfolio Breadth.* FIS' significant expertise in the markets and domains we serve has enabled us to bring to market a broad range of innovative software applications and service offerings. This broad portfolio of solutions includes a wide range of flexible service arrangements, from managed processing arrangements, either at the client site or hosted at an FIS location, including data centers or our private cloud, to traditional license and maintenance approaches. This broad solution set allows us to bundle tailored or integrated services to compete effectively.
- *Excellent and Long-term Relationships with Clients.* A significant percentage of FIS' business with our clients relates to applications and services provided under multi-year, recurring contracts. The nature of these relationships allows us to develop close partnerships with our clients, resulting in high client retention rates. As the breadth of FIS' service offerings has expanded, we have found that our deep and broad access within our clients' organizations presents greater opportunities for cross-selling and up-selling solutions to our clients.
- *Modern and Cloud-based Technologies.* FIS leverages the modern architectures of our software applications and our ability to integrate many of our services with the services of others to provide customized solutions that respond to individualized client needs. We have made significant investment in modernizing our platforms and solutions and in moving our server compute into our private cloud located in our strategic data centers, supplemented by public clouds in certain regions, to increase speed of delivery to clients and increase solution availability to industry-best levels.
- *Global Distribution and Scale.* We are a global leader in many of the markets we serve, supported by a large, knowledgeable talent pool of employees around the world. Our worldwide presence and global scale enable us to

leverage our array of solution offerings, client relationships, and modern infrastructure to drive revenue growth and operating efficiency.

### **Strategy**

Our mission is to deliver superior solutions and services to our clients and to expand our client base to generate sustained revenue and earnings growth for our shareholders. Our strategy to achieve this goal is built on the following pillars:

- *Build, Buy, or Partner to Add Solutions to Win New Clients and Cross-sell to Existing Clients.* We continue to invest in organic growth through internal software development as well as through acquisitions and equity investments that complement and extend our existing solutions and capabilities, providing us with additional solutions to cross sell to existing clients and to capture the interest of new clients. We also partner from time to time with other entities to provide comprehensive offerings to our clients and prospects. By investing in solution innovation, we continue to expand our value proposition to our clients and prospects.
- *Support Our Clients Through Innovation.* Changing market dynamics, particularly in the areas of digital delivery, information security and regulation, are transforming the way our clients operate, which is driving incremental demand for our integrated solutions and services built around our intellectual property. As clients and prospects evaluate technology, business process changes and vendor risks, our depth of service capabilities enable us to become involved earlier in their planning and design process and assist them as they manage these changes.
- *Drive Efficiency and Scalability.* We strive to improve the efficiency of our operations through investments in new technologies, processes and infrastructure modernization. We also leverage a one-to-many operating model to drive high incremental margins on revenue growth, while also providing cost-effective solutions for our clients.
- *Expansive Distribution.* Through our global sales force and strategic commercial partnerships, we drive growth through client additions and through the expansion of existing client relationships in support of our clients' growth ambitions. Our clients across our strategic global markets reach across the size spectrum from large enterprises and financial institutions, including global or multi-national clients, to small businesses and community or regional financial institutions.
- *Allocate Our Capital and Resources Strategically.* As we make decisions with respect to building, buying or partnering to drive innovation in support of our clients, we prioritize the allocation of capital and other resources to the opportunities providing the highest client benefit and growth potential. We also continually review our portfolio of assets and businesses to assess their fit with our strategy and will from time to time decide to wind down or divest businesses or assets to redeploy capital to our areas of strategic focus. We believe that keeping our team and our capital strategically focused benefits our existing clients and our ability to win new clients.

### **Segment Information**

As a result of the Company's acquisition of Worldpay on July 31, 2019, the Company reorganized its reportable segments in the quarter ended September 30, 2019, into Merchant, Banking, Capital Markets, and Corporate and Other. Reportable segments are organized based on solution offerings and target markets. The Company regularly assesses its portfolio of assets and reclassified certain non-strategic businesses from Merchant, Banking, and Capital Markets into Corporate and Other during the year ended December 31, 2020. These operations represented approximately 3% of 2020 revenue and were recast in all prior-period segment information presented.

Our consolidated results generally do not reflect pronounced seasonality. However, revenue and margins for each segment may reflect stronger or weaker quarters given the nature of our solutions offered. The Merchant business, in particular, is historically subject to seasonal fluctuations in revenue as a result of consumer spending patterns, with Merchant revenue and profitability being strongest in the fourth quarter and weakest in the first quarter. The novel coronavirus and its variants ("COVID-19" or "the pandemic") adversely impacted revenue particularly in Merchant beginning in February 2020 and has had some impact on seasonality seen in past years.

For information about current trends in market demand, see "Item 7. Management's Discussion and Analysis of Financial Condition and Results of Operations - Business Trends and Conditions."

**Revenue by Segment**

The table below summarizes our revenue by reporting segment (in millions):

	2021	2020	2019
Merchant Solutions	\$ 4,496	\$ 3,767	\$ 1,942
Banking Solutions	6,396	5,944	5,592
Capital Market Solutions	2,624	2,440	2,318
Corporate and Other	361	401	481
Total Consolidated Revenue	<u>\$ 13,877</u>	<u>\$ 12,552</u>	<u>\$ 10,333</u>

**Merchant Solutions ("Merchant")**

The Merchant segment is focused on serving merchants of all sizes globally, enabling them to accept, authorize and settle electronic payment transactions. Merchant includes all aspects of payment processing, including value-added services, such as security, fraud prevention, advanced data analytics, foreign currency management and numerous funding options. Merchant serves clients in over 100 countries. Our Merchant clients are highly diversified, including global enterprises, national retailers, and small- to medium-sized businesses ("SMB"). The Merchant segment utilizes broad and varied distribution channels, including direct sales forces and multiple referral partner relationships that provide us with access to new and existing markets.

Our solutions in this segment include the following:

- *Enterprise.* Our enterprise acquiring solutions primarily focus on enabling both card-present and omni-channel payment acceptance for North American clients with more than \$5 million in annual sales volume as well as all international clients.
- *Software-led SMB.* Our software-led SMB acquiring solutions primarily focus on North American clients with less than \$5 million in annual sales volume. These clients typically leverage software to accept payments, and we employ independent software vendor ("ISV") and other partnership models to distribute our solutions and services to these clients. Integrating our merchant acquiring capabilities into software created by partners enables us to serve a diversity of industry verticals and sub-verticals.
- *Global eCommerce.* Our global eCommerce solutions primarily provide card-not-present merchant acquiring capabilities to digitally focused merchants that primarily sell their goods and services online. Our platforms enable both domestic and international capabilities, providing a customizable and scalable solution to our clients with best-in-class authorization rates.

**Banking Solutions ("Banking")**

The Banking segment is focused on serving financial institutions of all sizes with core processing software, transaction processing software and complementary applications and services, many of which interact directly with core processing software. We sell these solutions and services on either a bundled or stand-alone basis. Clients in this segment include global financial institutions, U.S. regional and community banks, credit unions and commercial lenders, as well as government institutions and other commercial organizations. Banking serves clients in more than 100 countries. We provide our clients integrated solutions characterized by multi-year processing contracts that generate highly recurring revenue. The predictable nature of cash flows generated from the Banking segment provides opportunities for further investments in innovation, integration, information and security, and compliance in a cost-effective manner.

Our solutions in this segment include the following:

- *Core Processing and Ancillary Applications.* Our core processing software applications are designed to run banking processes for our financial institution clients, including deposit and lending systems, customer management, and other central management systems. Clients use these applications to maintain the primary records of their customer accounts. Our diverse selection of market-focused core processing software applications enables FIS to compete effectively in a wide range of markets. We continue to invest in our core modernization efforts to further differentiate our offerings for the long term. We also offer a number of services that are ancillary to the primary applications listed above, including branch automation, back-office support systems and compliance support.

- *Digital, including Internet, Mobile and eBanking.* Our comprehensive suite of retail delivery applications enables financial institutions to integrate and streamline customer-facing operations and back-office processes, thereby improving customer interaction across all channels (e.g., branch offices, internet, mobile, ATM, and call centers). FIS' focus on consumer access has driven significant market innovation in this area, with multi-channel and multi-host solutions and a strategy that provides tight integration of services and a seamless customer experience. We have been providing our large regional banking customers in the U.S. with Digital One, an integrated digital banking platform, and are now adding functionality and offering Digital One to our community bank clients. Digital One is integrated into several of the core banking platforms offered by FIS and is also offered to customers of non-FIS core banking systems.
- *Fraud, Risk Management and Compliance.* Our decision solutions offer a spectrum of options that cover the account lifecycle from helping to identify qualified account applicants to managing existing customer accounts and fraud. Our applications enable Know Your Customer, new account decisioning and opening, account and transaction management, fraud management and collections. Our risk management services use our proprietary risk management models and data sources to assist in detecting fraud and assessing the risk of opening a new account. Our systems use a combination of advanced authentication procedures, predictive analytics, artificial intelligence modeling and proprietary and shared databases to assess and detect fraud risk for deposit transactions for financial institutions.
- *Card and Retail Payment.* Our card and retail payment technology and services allow clients to issue VISA®, MasterCard® or other payment network-branded credit and debit cards or other electronic payment cards for use by both consumer and business accounts. Card transactions continue to increase as a percentage of total point-of-sale payments, which fuels continuing demand for card-related services. We offer EMV (Europay, MasterCard and Visa) integrated circuit cards, often referred to as chip cards, as well as a variety of stored-value card types and loyalty programs, including our Premium Payback service that allows our financial institutions' customers to use loyalty points at a variety of merchant point-of-sale systems. Our integrated services range from card production and activation to processing to an extensive range of fraud management services and value-added loyalty programs designed to increase card usage and fee-based revenue for financial institutions and merchants. The majority of our programs are full service, including most of the operations and support necessary for an issuer to operate a credit card program. We do not make credit decisions for our card issuing clients. We are also a leading provider of prepaid card services, which include digital cards, gift cards and reloadable cards, with end-to-end solutions for development, processing and administration of stored-value programs, including government benefit programs. Our closed-loop gift card solutions and loyalty programs provide merchants compelling solutions to drive consumer loyalty.
- *Electronic Funds Transfer and Network.* Our electronic funds transfer and debit card processing businesses offer settlement and card management solutions for financial institution card issuers. We provide traditional ATM-based debit network access through NYCE, other branded networks, and emerging real-time payment alternatives. Our networks connect millions of cards and point-of-sale locations nationwide, providing consumers with secure, real-time access to their money. Also through our networks, clients such as financial institutions, retailers and independent ATM operators can capitalize on the efficiency, consumer convenience and security of electronic real-time payments, real-time account-to-account transfers, and strategic alliances such as surcharge-free ATM network arrangements.
- *Wealth and Retirement.* We provide wealth and retirement solutions that help banks, trust companies, brokerage firms, insurance firms, retirement plan professionals, benefit administrators and independent advisors acquire, service and grow their client relationships. We provide solutions for client acquisition, transaction management, trust accounting and recordkeeping that can be deployed stand-alone or as part of an integrated wealth or retirement platform, or on an outsourced basis.
- *Item Processing and Output Services.* Our item processing services furnish financial institutions with the technology needed to capture data from checks, transaction tickets and other items; image and sort items; process exceptions through keying; and perform balancing, archiving and the production of statements. Our item processing services are performed at one of our multiple item processing centers located throughout the U.S. or on-site at client locations. Our extensive solutions include distributed (i.e., non-centralized) data capture, mobile deposit capture, check and remittance processing, fraud detection, and document and report management. Clients encompass banks and corporations of all sizes, from de novo banks to the largest financial institutions and corporations. We offer a number of output services that are ancillary to the primary solutions we provide, including print and mail capabilities, document composition software and solutions, and card personalization fulfillment services. Our print and mail services offer complete computer output solutions for the creation, management and delivery of print and fulfillment

needs. We provide our card personalization fulfillment services for branded credit cards and branded and non-branded debit and prepaid cards.

### ***Capital Market Solutions ("Capital Markets")***

The Capital Markets segment is focused on serving global financial services clients with a broad array of buy- and sell-side solutions. Clients in this segment operate in more than 100 countries and include asset managers, buy- and sell-side securities brokerage and trading firms, insurers, private equity firms, and other commercial organizations. Our buy- and sell-side solutions include a variety of mission-critical applications for recordkeeping, data and analytics, trading, financing and risk management. Capital Markets clients purchase our solutions and services in various ways including licensing and managing technology "in-house," using consulting and third-party service providers, as well as procuring fully outsourced end-to-end solutions. Our long-established relationships with many of these financial and commercial institutions generate significant recurring revenue. We have made, and continue to make, investments in modern platforms, advanced technologies, open APIs, machine learning and artificial intelligence, and regulatory technology to support our Capital Markets clients.

Our solutions in this segment include the following:

- ***Securities Processing and Finance.*** Our offerings help financial institutions to increase the efficiency, transparency and control of their back-office trading operations, post-trade processing and settlement including derivative solutions, risk management, securities lending, syndicated lending, tax processing, and regulatory compliance. The breadth of our offerings also facilitates advanced business intelligence and market data distribution based on our extensive market data access.
- ***Global Trading.*** Our trading solutions provide trade execution, data and network solutions to financial institutions, corporations and municipalities in North America, Europe and other global markets across a variety of asset classes. Our trade execution and network solutions help both buy- and sell-side firms improve execution quality, decrease overall execution costs and address trade connectivity challenges.
- ***Asset Management and Insurance.*** We offer solutions that help institutional investors, insurance companies, hedge funds, private equity firms, fund administrators and securities transfer agents improve both investment decision-making and operational efficiency, while managing risk and increasing transparency. Our asset management solutions support every stage of the investment process, from research and portfolio management, to valuation, risk management, compliance, investment accounting, transfer agency and client reporting. Our insurance solutions help support front-office and back-office functions including actuarial risk calculations, policy administration and financial and investment accounting and reporting for a variety of insurance lines, including life and health, annuities and pensions, property and casualty, and reinsurance.
- ***Corporate Liquidity.*** Our corporate liquidity solutions help chief financial officers and treasurers manage working capital by reducing risk and improving communication and response time between a company's buyers, suppliers, banks and other stakeholders. Our end-to-end collaborative financial management framework helps bring together receivables, treasury and payments for a single view of cash and risk, which helps our clients optimize business processes for enhanced liquidity management.

### ***Corporate and Other***

The Corporate and Other segment consists of corporate overhead expense, certain leveraged functions and miscellaneous expenses that are not included in the operating segments, as well as certain non-strategic businesses that we plan to wind down or sell. The overhead and leveraged costs relate to corporate marketing, corporate finance and accounting, human resources, legal, and amortization of acquisition-related intangibles and other costs, such as acquisition and integration expenses, that are not considered when management evaluates revenue-generating segment performance.

### **Sales and Marketing**

Our sales personnel have expertise in particular solutions and markets as well as across our various client segments. We believe that focusing our expertise on clients in specific markets and tailoring integrated solution sets to participants in those markets enables us to better serve our clients and makes our offerings more attractive to prospects. We target the majority of our prospects via direct and/or indirect field sales, as well as inbound and outbound lead generation, telesales and virtual sales efforts.

Our global marketing team develops and leads the execution of global, industry-specific and geographic-based strategic marketing plans in support of the segments' reputation and relationship building goals in addition to their revenue and profitability goals. Key components of our strategic plans include brand amplification and digital enablement; market and competitive research; voice of the customer and client engagement; thought leadership; integrated go-to-market programs; internal communications and readiness; journalists and social media engagement, industry analyst relations; client events; trade shows; high-touch client programs; demand generation campaigns; account- and deal-based marketing programs; collateral development and management across digital and online channels; and the launch of new products to market.

### **Patents, Copyrights, Trademarks and Other Intellectual Property**

In general, we own the intellectual property and proprietary rights that are necessary to conduct our business and are important to our future success, including trademarks, trade names, trade secrets, copyrights and patents. We license certain items from third parties under arms-length agreements for varying terms, including some "open source" licenses.

We rely on a combination of contractual restrictions, internal security practices, patents, trade secrets, copyrights and applicable law to establish and protect our software, technology and expertise worldwide. We rely on trademark law to protect our rights in our brands. We intend to continue taking appropriate measures to protect our intellectual property rights, including by legal action when necessary and appropriate.

### **Competition**

The markets for our solutions and services are intensely competitive. Depending on the business line, our primary competitors include, but are not limited to, internal technology or software development departments within financial institutions or other large companies, merchant acquirers, global eCommerce providers, global and regional companies providing payment services, third-party payment processors, securities exchanges, asset managers, card associations, clearing networks or associations, trust companies, independent computer services firms, companies that develop and deploy software applications, companies owned by global banks selling new competitive solutions, companies that provide customized development, implementation and support services, emerging technology innovators, and business process outsourcing companies. Many of these companies compete with us across multiple solutions, markets and geographies. Some of these competitors possess greater financial, sales and marketing resources than we do. Competitive factors impacting the success of our solutions and services include the quality of the technology-based application or service, application features and functions, ease of delivery and integration, the ability to maintain, enhance and support the applications or services, price and overall relationship management. We believe that we compete vigorously in each of these categories. In addition, we believe our domain expertise, combined with our ability to offer multiple applications, services and integrated solutions, enhances our competitiveness against companies with more limited offerings. Our ability to innovate and scale digital payments and services during the COVID-19 pandemic has been a competitive advantage as well.

### **Research and Development**

Our research and development activities primarily relate to the modernization of our proprietary core processing software applications and the design and development of next generation digital solutions, processing systems, software applications and risk management platforms. We expect to continue our practice of investing an appropriate level of resources to maintain, enhance and extend the functionality of our proprietary systems and software applications, to develop new and innovative software applications and systems to address emerging technology trends in response to the needs of our clients and to enhance the capabilities of our outsourcing infrastructure. In addition, we intend to offer services compatible with new and emerging delivery channels.

As part of our research and development process, we evaluate current and emerging technology for compatibility with our existing and future software platforms. To this end, we engage with various hardware and software vendors in the evaluation of various new and existing technologies. Where appropriate, we use third-party technology components in the development of our software applications and service offerings. We typically utilize enterprise license agreements or strive to ensure that either alternative suppliers or transfer rights exist in order to ensure the continuity of supply of third-party technology components used in the development of our software applications and service offerings. As a result, we are not materially dependent upon any third-party technology components. Third-party software may be used for highly specialized business functions depending on our ability to develop the functionality internally within time and budget constraints. Additionally, third-party software may be used for routine, commonplace functions within a technology platform environment. We work with our clients to determine the appropriate timing and approach to introduce technology or infrastructure changes to our applications and services. During

the years ended December 31, 2021, 2020 and 2019, we incurred research and development costs that were non-capitalizable of approximately 2% to 4% of revenue.

## **Government Regulation**

Our services are subject to a broad range of complex federal, state, and international regulations and requirements, as well as requirements under the rules of self-regulatory organizations including, without limitation, federal truth-in-lending and truth-in-savings rules, state money transmission laws, state cybersecurity protection laws, data protection and privacy laws, usury laws, laws governing state trust charters, the Equal Credit Opportunity Act, the Electronic Funds Transfer Act, the Fair Credit Reporting Act, the Fair Debt Collection Practices Act, the Bank Service Company Act, the Bank Secrecy Act, the USA Patriot Act, the Internal Revenue Code, the Employee Retirement Income Security Act, the Health Insurance Portability and Accountability Act, the Community Reinvestment Act and the Dodd-Frank Wall Street Reform and Consumer Protection Act (the "Dodd-Frank Act"), the Securities Exchange Act of 1934, the Investment Advisors Act of 1940 (the "1940 Act"), anti-corruption laws including the U.S. Foreign Corrupt Practices Act and U.K. Bribery Act, the rules and regulations of the Financial Industry Regulatory Authority ("FINRA"), the Securities and Exchange Commission ("SEC"), the Federal Financial Institutions Examination Council ("FFIEC"), the Consumer Financial Protection Bureau ("CFPB"), the Financial Conduct Authority in the U.K. ("FCA") and the Payment Systems Regulator in the U.K. ("PSR"), De Nederlandsche Bank ("DNB") in the Netherlands, the Ministry of Economy, Trade and Industry in Japan ("METI"), Bank Negara in Malaysia and state financial services regulators (including enforcement of state cybersecurity laws). The compliance of our services and applications with these and other applicable laws and regulations depends on a variety of factors, including the manner in which our clients use them. In some cases, we are directly subject to regulatory oversight and examination. In other cases, our clients are contractually responsible for determining what is required of them under applicable laws and regulations and utilize our solutions and services to achieve compliance with those laws and regulations. In either case, the failure of our services to comply with applicable laws and regulations may result in suspension or revocation of the permission-based regulatory licenses, restrictions on our ability to provide those services, the imposition of civil fines and/or criminal penalties, and/or reputational damage. Further, regulatory authorities have the power to, among other things, enjoin "unsafe or unsound" practices, require affirmative actions to correct any violation or practice, issue administrative orders that can be judicially enforced and direct the sale of subsidiaries or other assets. We may be adversely affected by increased regulatory scrutiny or related negative publicity.

The principal areas of regulation impacting our business are the following:

- *Oversight by Banking Regulators.* As a provider of electronic data processing and back-office services to financial institutions, FIS is subject to regulatory oversight and examination by the FFIEC, an interagency body of federal banking regulators including the Federal Deposit Insurance Corporation ("FDIC"), the Office of the Comptroller of the Currency ("OCC"), the Board of Governors of the Federal Reserve System ("FRB"), the National Credit Union Administration ("NCUA") (collectively, the Federal Banking Agencies or "FBA") and the CFPB, as part of the Multi-Regional Data Processing Servicer ("MDPS") program. The MDPS program includes technology suppliers that provide mission-critical applications for a large number of financial institutions that are regulated by multiple regulatory agencies. Periodic information technology examination assessments are performed using FFIEC Interagency guidelines to identify potential risks that could adversely affect serviced financial institutions, determine compliance with applicable laws and regulations that affect the services provided to financial institutions and ensure the services we provide to financial institutions do not create systemic risk to the banking system or impact the safe and sound operation of the financial institutions we process. In addition, independent auditors annually review several of our operations to provide reports on internal controls for our clients. We are also subject to review and examination by state and international regulatory authorities under state and foreign laws and rules that regulate many of the same activities that are described above, including electronic data processing, payments and back-office services for financial institutions and the use of consumer information.

Our U.S.-based wealth and retirement business holds a charter in the state of Georgia which makes us subject to the regulatory compliance requirements of the Georgia Department of Banking and Finance. As a result, we are also authorized to provide trust services in various additional states subject to additional applicable state regulations.

- *Oversight by Securities Regulators.* Our subsidiary that conducts our broker-dealer business in the U.S. is registered as a broker-dealer with the SEC, is a member of FINRA, and is registered as a broker-dealer in numerous states. Our broker-dealer is subject to regulation and oversight by the SEC. In addition, FINRA, a self-regulatory organization that is subject to oversight by the SEC, adopts and enforces rules governing the conduct, and examines the activities, of its member firms, including our broker-dealer. State securities regulators and various exchanges, including the New York

Stock Exchange, also have regulatory or oversight authority over our broker-dealer. Broker-dealers are subject to regulations that cover all aspects of the securities business, including sales methods, trade practices among broker-dealers, public and private securities offerings, use and safekeeping of customers' funds and securities, capital structure, record keeping, the financing of customers' purchases and the conduct and qualifications of directors, officers and employees. In particular, as a registered broker-dealer and member of a self-regulatory organization, we are subject to the SEC's uniform net capital rule, Rule 15c3-1. Rule 15c3-1 specifies the minimum level of net capital a broker-dealer must maintain and also requires that a significant part of a broker-dealer's assets be kept in relatively liquid form. The SEC and various self-regulatory organizations impose rules that require notification when net capital falls below certain predefined criteria, limit the ratio of subordinated debt to equity in the regulatory capital composition of a broker-dealer and constrain the ability of a broker-dealer to expand its business under certain circumstances. Additionally, the SEC's uniform net capital rule imposes certain requirements that may have the effect of prohibiting a broker-dealer from distributing or withdrawing capital and requiring prior notice to the SEC for certain withdrawals of capital.

Our subsidiaries also include an SEC-registered transfer agent. Our registered transfer agent is subject to the Securities Exchange Act of 1934 and the rules and regulations promulgated thereunder. These laws and regulations generally grant the SEC and other supervisory bodies broad administrative powers to address non-compliance with regulatory requirements. Sanctions that may be imposed for non-compliance with these requirements include the suspension of individual employees, limitations on engaging in certain activities for specified periods of time or for specified types of clients, the revocation of registrations, other censures and significant fines.

Subsidiaries engaged in activities outside the U.S. are regulated by various government agencies in the particular jurisdiction where they are chartered, incorporated and/or conduct their business activity. For example, pursuant to the U.K. Financial Services and Markets Act 2000 ("FSMA"), certain of our subsidiaries are subject to regulations promulgated and administered by the FCA. The FSMA and rules promulgated thereunder govern all aspects of the U.K. investment business, including sales, research and trading practices, provision of investment advice, use and safekeeping of client funds and securities, regulatory capital, recordkeeping, margin practices and procedures, approval standards for individuals, anti-money laundering, periodic reporting and settlement procedures.

- *Payment Services Oversight.* Our payment services business is a technology service provider to U.S. financial institutions and is, therefore, subject to oversight and examination by the FFIEC. Our payment services businesses are also subject to regulation, supervision, and enforcement authority of numerous governmental and regulatory bodies in the jurisdictions in which they operate, which include the CFPB, the DNB in the Netherlands, the METI in Japan, Bank Negara in Malaysia and the FCA and the PSR in the U.K. These various regulatory regimes require compliance in respect of many aspects of our payment services business including without limitation corporate governance and oversight functions, capital requirements, liquidity, safeguarding, fee regulation adherence, technology and cyber resilience, anti-money laundering and sanctions. Because the PSR is an economic regulator in the U.K., it has the power to apply remedies in relation to the functioning of the card acquiring market in the U.K. The European Commission also has overall authority to enforce and establish new standards or guidance, which may require banks and authorized payments providers in our Merchant business to modify current pricing and fee structures in the European Union ("E.U.").
- *Sanctions/Anti-Money Laundering.* We are subject to certain economic and trade sanctions programs that are administered by the U.S. Treasury's Office of Foreign Assets Control (referred to as "OFAC"), which prohibit or restrict transactions to or from, or dealings with, specified countries, their governments, and in certain circumstances, their nationals, and with individuals and entities that are specially-designated nationals of those countries, narcotics traffickers, and terrorists or terrorist organizations. Similar anti-money laundering laws, including the U.K. Criminal Finances Act, apply to movements of currency and payments through electronic transactions and to dealings with persons specified in lists maintained by the country equivalents to OFAC in several other countries. We have implemented policies, procedures, and internal controls that are designed to comply with the regulations and economic sanctions programs administered by OFAC, as well as all other applicable anti-money laundering laws and regulations. Those policies and procedures require the screening of third parties with which the Company does business, including clients and vendors.
- *Privacy and Data Protection.* The Company is subject to an increasing number of privacy and data protection laws, regulations and directives globally (referred to collectively as "Privacy Laws"), many of which place restrictions on the Company's ability to efficiently transfer, access and use personal data across its business. The legislative and regulatory landscape for privacy and data protection continues to evolve.

Our financial institution clients operating in the U.S. are required to comply with privacy regulations imposed under the Gramm-Leach-Bliley Act (referred to as "GLBA") and numerous similar state laws. GLBA and those state laws place restrictions on the use of non-public personal information. All financial institutions must disclose detailed privacy policies to their customers and offer them the opportunity to direct the financial institution not to share information with third parties. The regulations under GLBA, however, permit financial institutions to share information with non-affiliated parties who perform services for the financial institutions. As a provider of services to financial institutions, we are required to comply with the privacy laws and are bound by the same limitations on disclosure of the information received from our clients as apply to the financial institutions themselves. A determination that there have been violations of privacy laws could expose us to significant damage awards, fines and other penalties that could, individually or in the aggregate, materially harm our business and reputation.

The Company is subject to the E.U.'s General Data Protection Regulation ("GDPR"), which applies to all organizations processing the personal data of individuals in the E.U., regardless of where such organization is based. The GDPR has heightened our data protection compliance obligations, impacted our businesses' collection, processing and retention of personal data and imposed stricter standards for reporting data breaches. In June 2021, the European Commission issued new Standard Contractual Clauses ("SCCs"), and the European Data Protection Board ("EDPB") issued the final version of its recommendations in response to the Court of Justice of the European Union's decision in *Data Protection Commissioner v. Facebook Ireland Ltd, Maximilian Schrems* (known as the "Schrems II" case). These new clauses and guidance require us to update contracts with third parties, to implement new processes, and to undertake supplemental measures for transfers of personal information to certain countries, including the U.S. The U.K. Information Commissioner's Office ("ICO") has announced that the U.K. will issue separate revised SCCs as a result of the breach. Compliance with these new and evolving regulations may require us to change our policies, procedures and operational infrastructure, which could be time-consuming and costly. The GDPR also imposes significant penalties for non-compliance.

Certain operations of the Company are also subject to the California Consumer Privacy Act ("CCPA"), the California Privacy Rights Act ("CPRA"); the Virginia Consumer Data Protection Act ("VCDPA"), and other similar state laws that provide consumers with additional data protection rights, including the right to be informed about the personal information collected by third parties and the use of that personal information, and impose obligations on companies in connection with the use of personal information. Further, certain operations of the Company became subject to the Brazilian General Personal Data Protection Act in August 2020 and the Chinese Personal Information Protection Law in November 2021. The Company has adopted a comprehensive global privacy program to assess and manage these evolving risks and continues to monitor new data privacy laws throughout the jurisdictions in which we do business, including data localization requirements in applicable jurisdictions.

In addition, our businesses are increasingly subject to laws and regulations relating to surveillance, encryption and data onshoring in the jurisdictions in which we operate. Compliance with these laws and regulations may require us to change our technology for information security, operational infrastructure, policies and procedures, which could be time-consuming and costly.

- *Money Transfer.* Elements of our cash access and money transmission businesses are registered as a Money Services Business and are subject to the USA Patriot Act and reporting requirements of the Bank Secrecy Act and U.S. Treasury Regulations. These businesses may also be subject to certain state and local licensing requirements. The Financial Crimes Enforcement Network, state attorneys general, and other agencies have enforcement responsibility over laws relating to money laundering, currency transmission, and licensing. In applicable states, we have obtained money transmitter licenses. However, changes to state money transmission laws and regulations, including changing interpretations and the implementation of new or varying regulatory requirements, may result in the need for additional or expanded money transmitter licenses, additional capital allocations or changes in the way in which we deliver certain services.
- *Consumer Reporting and Protection.* Our decision solutions subsidiary, ChexSystems, maintains a database of consumer information used to provide various account opening services including credit scoring analysis and is subject to the Federal Fair Credit Reporting Act ("FCRA") and similar state laws. The FCRA regulates consumer reporting agencies ("CRAs"), including ChexSystems, and governs the accuracy, fairness, and privacy of information in the files of CRAs that engage in the practice of assembling or evaluating certain information relating to consumers for certain specified purposes. CRAs are required to follow reasonable procedures to assure maximum possible accuracy of information concerning the individual about whom the report relates and, if a consumer disputes the accuracy of any

information in the consumer's file, to conduct a reasonable investigation within statutory timelines. The FCRA imposes many other requirements on CRAs and users of consumer report information. Regulatory enforcement of the FCRA is under the purview of the United States Federal Trade Commission, the CFPB, and state attorneys general, acting alone or in concert with one another. CRAs are also regulated by a number of states, including New York, with consumer reporting laws that are not pre-empted by the FCRA. In furtherance of our objectives of data accuracy, fair treatment of consumers, protection of consumers' personal information, and compliance with these laws, we have made considerable investment to maintain a high level of security for our computer systems in which consumer data resides, and we maintain consumer relations call centers to facilitate accurate and timely handling of consumer requests for information and handling disputes. We also are focused on ensuring our operating environments safeguard and protect consumer's personal information in compliance with these laws.

Our consumer reporting and consumer-facing businesses are subject to CFPB Bulletin 2013-7 (a successor to the former Regulation AA - Unfair Deceptive Acts or Practices), which defines Unfair, Deceptive or Abusive Acts or Practices ("UDAAP"). This specific bulletin states that UDAAPs can cause significant financial injury to consumers, erode consumer confidence, and undermine fair competition in the financial marketplace. Original creditors and other covered persons and service providers under the Dodd-Frank Act involved in collecting debt related to any consumer financial product or service are subject to the prohibition against UDAAPs in the Dodd-Frank Act.

- *Debt Collection.* Our collection services are subject to the Federal Fair Debt Collection Practices Act and various state collection laws and licensing requirements. The Federal Trade Commission, as well as state attorneys general and other agencies, have enforcement responsibility over the collection laws, as well as the various credit reporting laws.
- *Anti-Corruption.* FIS is subject to applicable anti-corruption laws, such as the U.S. Foreign Corrupt Practices Act and the U.K. Bribery Act, in the jurisdictions in which it operates. Anti-corruption laws generally prohibit offering, promising, giving, or authorizing others to give anything of value, either directly or indirectly, to a government official or private party in order to influence official action or otherwise gain an unfair business advantage, such as to obtain or retain business. FIS has implemented policies, procedures, training and internal controls that are designed to comply with such laws, rules and regulations.

The foregoing list of laws and regulations to which our Company is subject is not exhaustive, and the regulatory framework governing our operations changes continuously. Enactment of new laws and regulations may increasingly affect the operations of our business, directly and indirectly, which could result in substantial regulatory compliance costs, litigation expense, adverse publicity, and/or loss of revenue.

### **Information Security**

Globally, attacks on information technology systems continue to grow in frequency, complexity and sophistication. This is a trend we expect to continue. Such attacks have become a point of focus for individuals, businesses and governmental entities. The objectives of these attacks include, among other things, gaining unauthorized access to systems to facilitate financial fraud, disrupt operations, cause denial of service events, corrupt data, and steal non-public information. These circumstances present both a threat and an opportunity for FIS. As part of our business, we electronically receive, process, store and transmit a wide range of confidential information, including sensitive customer information and personal consumer data. We also operate payment, cash access and prepaid card systems.

FIS remains focused on making strategic investments in information security to protect our clients and our information systems. These investments include both capital expenditures and operating expenses related to hardware, software, personnel and consulting services. We also participate in industry and governmental initiatives to improve information security for our clients. Through the expertise we have gained with this ongoing focus and involvement, we have developed fraud, security, risk management and compliance solutions to target this growth opportunity in the financial services industry.

For more information on Information Security, see "Item 7. Management's Discussion and Analysis of Financial Condition and Results of Operations."

## **Human Capital Management**

### ***Employee Population***

As of December 31, 2021, we had more than 65,000 employees, including over 40,000 employees principally employed outside of the U.S. None of our U.S. workforce currently is unionized. Approximately 12,000 of our employees, primarily in Brazil and Europe, are represented by labor unions or works councils.

### ***Health and Safety***

The health and safety of our employees is a key priority. In 2021, we hired our first ever Global Head of Well-Being to lead our efforts related to all aspects of employee wellness. Throughout the COVID-19 pandemic, we have leveraged our company-wide Pandemic Plan and Crisis Management team to ensure we are caring for the needs of our employees. We continue to follow safety protocols and procedures throughout our facilities for employees who continued to work on site. In addition, for employees impacted by COVID-19, we have provided enhanced paid time off to deal with personal illness or to care for family members, and we have expanded FIS Cares globally to assist our colleagues in need. FIS Cares is a colleague-funded giving program designed to help our employees in times of need.

### ***Corporate Culture/Inclusion and Diversity***

Our culture stems from embracing our corporate values as we work together to win as one team, lead with integrity and strive to be the change for our colleagues, clients and communities. The Company believes that inclusion and diversity are at the core of our corporate values. The diversity of our workforce helps us use our collective strengths to innovate and deliver the best products and solutions for our clients. Our Board of Directors and senior leaders are united in championing inclusion and diversity within our workforce through their leadership in prioritizing equality and diversity in our human resource decision making throughout the Company. The Company sponsors Inclusion Networks, which are led by employees who share common backgrounds and experiences. These groups support their members while promoting the Company's overall goal of fostering an inclusive work environment. Current FIS Inclusion Networks include Women, Asian, Black, Latinx, Disability, LGBTQ+, Rising Professionals, Veterans, and Working Families, all governed by an Enterprise Inclusion & Diversity Council which includes participation and leadership of senior executives of the Company. The Chief Executive Officer and the Chief People Officer regularly update the Company's Board of Directors on human capital management and inclusion and diversity initiatives.

### ***Talent Management***

Our colleagues are primary stakeholders in our organization, and we are strategic in attracting talent that adds to our collective strengths to innovate and deliver an exemplary client experience. We have increased our hiring program for recent college graduates who are critical to building our pipeline of future leaders, and for those who remain with us, we have implemented a program to help pay down their college tuition debt. We have an inclusive culture where employees receive the development needed to grow their careers and deliver high-quality outcomes. Our practices include a comprehensive performance feedback culture that includes quarterly performance reviews, access to a variety of online and self-paced learning resources, as well as virtual and face-to-face development offerings, targeted development programs for high-potential and senior management employees, opportunities to apply for open roles to move within the Company and executive-level succession planning.

### **Available Information**

Our website address is [www.fisglobal.com](http://www.fisglobal.com). We make our Annual Reports on Form 10-K, Quarterly Reports on Form 10-Q, and Current Reports on Form 8-K, and any amendments to those reports, available, free of charge, on that website as soon as reasonably practicable after we file or furnish them to the SEC. Our Corporate Governance Policy and Code of Business Conduct and Ethics are also available on our website and are available in print, free of charge, to any shareholder who mails a request to the Corporate Secretary, Fidelity National Information Services, Inc., 601 Riverside Avenue, Jacksonville, FL 32204 USA. Other corporate governance-related documents can be found at our website as well. However, the information found on our website is not a part of this or any other report.

**Item 1A. Risk Factors**

In addition to the normal risks of business, we are subject to significant risks and uncertainties, including those listed below and others described elsewhere in this Annual Report on Form 10-K. Any of the risks described herein could result in a significant adverse effect on our results of operations and financial condition.

**Risks Related to Our Business and Operations**

*The extent to which the COVID-19 pandemic and measures taken in response thereto impact our business, results of operations, liquidity and financial condition will depend on the effectiveness of vaccines and other medical developments to further decrease the spread of COVID-19 and its impact on global and local economies.*

Global health concerns relating to COVID-19 and related government actions taken to reduce the spread of the virus have continued to weigh on the macroeconomic environment, but the impact of COVID-19 on global and local economies has been reduced in areas where such governmental actions, including the distribution of vaccines, have been more widespread. Economic activity increased in many areas throughout 2021, including, most notably, an increase in consumer and business spending by digital methods compared to 2020 when the impact of COVID-19 first arose. In the fourth quarter of 2021, some governmental restrictions were re-imposed based upon a resurgence of COVID-19 in many areas of the U.S. and Europe, which resulted in an adverse impact on payment volumes and transactions compared to those anticipated following the easing of restrictions in the prior two quarters. In addition, we have continued to see adverse impacts on spending in discretionary spending verticals, including travel, airlines and restaurants. These changes in spending affected our business, results of operations and financial condition throughout 2021 and will likely continue to have such an impact in 2022, although the magnitude and duration of their ultimate effect is not possible to predict. The distribution of vaccines against COVID-19 curtailed the impact of the pandemic in 2021 in many of the larger countries in which we do business, but the timing of a complete recovery remains uncertain as new variants of COVID-19 continue to evolve and spread.

We may experience additional pandemic-related financial impacts due to a number of operational factors, including:

- increased risk of merchant and card issuer failures and credit settlement and chargeback risk;
- increased risk of meeting client service contractual obligations due to government lock-down or other orders where it is not possible to provide certain client-facing services from home or to promptly transfer them to other locations, causing potential loss of revenue or contractual penalties due to failure to meet service level requirements as well as potential legal disputes and associated costs regarding force majeure or other related contract defenses;
- increased cyber and payment fraud risk related to COVID-19, as cybercriminals attempt to profit from the disruption, given increased online banking, eCommerce and other online activity;
- challenges to the availability and reliability of our solutions and services due to changes to normal operations, including the possibility of one or more clusters of COVID-19 cases occurring at our data centers, contact centers or operations centers, affecting our employees or affecting the systems or employees of our clients or other third parties on which we depend;
- an increased volume of unanticipated client and regulatory requests for information and support, or additional regulatory requirements, which could require additional resources and costs to address, including, for example, government initiatives to reduce or eliminate payments costs or fees to merchants;
- continued incremental costs directly related to COVID-19, although their magnitude is uncertain; and
- the general impact of recession and instability of markets across the globe.

Additional uncertainty is added in the U.S. by conflicting federal and state laws, regulations and executive orders regarding whether vaccinations for COVID-19 may be required in the workplace. Until challenges to these laws are finally decided by the courts, there is uncertainty as to what businesses may require for employees to return to the workplace. We have modified our business practices to allow for more hybrid schedules as to when employees need to be in the office in an attempt to meet the changes in the workplace in today's world, as well as allowing continued work from home, at least temporarily, where appropriate to accommodate others not taking the vaccine in order to provide a safe workplace. There is no certainty that such measures will be sufficient to mitigate all of the risks posed by the virus or will otherwise be satisfactory to government authorities. Further, the ability of our senior management and employees to get to work has been disrupted across multiple locations, whether in their own offices or at client sites, due, among other things, to government work and travel restrictions, including mandatory shutdowns.

In addition, we have extended at times during the pandemic higher-than-usual levels of credit to our merchant clients as part of funds settlement in connection with payments to their customers, for, among other things, refunds for cancelled trips and events. If the speed of repayments to us by our merchant clients is substantially slower than expected over an extended period

of time, or if our merchant clients cease operations such that we are unable to collect on the credit advanced by us for these payments or for any chargeback liability, it could have a material adverse effect on our liquidity, results of operations and financial condition.

The extent to which COVID-19 impacts our business, results of operations and financial condition will depend on future developments, which remain uncertain and are difficult to predict, including, but not limited to, the duration and spread of the pandemic and its variants, its severity, the actions to contain the virus or treat its impact, and how quickly and to what extent normal economic and operating conditions can resume. We may experience materially adverse impacts to our business as a result of the pandemic's global economic impact, including the availability of credit and our ability to comply with the covenants of our credit agreement, adverse impacts on our liquidity, our ability to meet our deleveraging targets, and any recession that has occurred or may occur in the future. Such impacts may also have a material effect on one or more of the estimates and assumptions used to evaluate goodwill impairment and could result in future goodwill impairment.

There are no comparable recent events that provide guidance as to the effect the spread and duration of COVID-19 as a global pandemic may have, and, as a result, the ultimate impact of the pandemic is highly uncertain and subject to change. We do not yet know the full extent of the impacts on our business, our operations or the global economy as a whole. However, the impacts of the pandemic could have a material adverse effect on our results of operations, liquidity or financial condition and heighten many of our known risks described in the remainder of this "Risk Factors" section.

***Security breaches or attacks, or our failure to comply with information security laws or regulations or industry security requirements, could harm our business by disrupting delivery of services and damaging the reputation of FIS and could result in a breach of one or more client contracts.***

FIS electronically receives, processes, stores and transmits sensitive business information of its clients. In addition, FIS collects personal consumer data, such as names and addresses, social security numbers, driver's license numbers, cardholder data and payment history records. Such information is necessary to support our clients' transaction processing and to conduct our check authorization and collection businesses. The uninterrupted operation of information systems, as well as the confidentiality of the customer/consumer information that resides on such systems, is critical to the successful operation of FIS. For that reason, cybersecurity is one of the principal operational risks FIS faces as a provider of services to financial institutions. If FIS fails to maintain an adequate security infrastructure, adapt to emerging security threats, or implement sufficient security standards and technology to protect against security breaches, the confidentiality of the information FIS secures could be compromised. Unauthorized access to the computer systems or databases of FIS could result in the theft or publication of confidential information, the deletion or modification of records, damages from legal actions from clients and/or their customers, or otherwise cause interruptions in FIS' operations and damage to its reputation. These risks are greater with increased information transmission over the internet, the increasing level of sophistication posed by cyber criminals, nation state-sponsored cyber attacks and the integration of FIS systems with those of acquired companies.

As a provider of services to financial institutions and a provider of card processing services, FIS is bound by the same limitations on disclosure of the information FIS receives from clients as apply to the clients themselves. If FIS fails to comply with these regulations and industry security requirements, it could be exposed to damages from legal actions from clients and/or their customers, governmental proceedings, governmental notice requirements, and the imposition of significant fines or prohibitions on card processing services. In addition, if more restrictive privacy laws, rules or industry security requirements are adopted in the future on the federal or state level, or by a specific industry body, they could have an adverse impact on FIS through increased costs or restrictions on business processes.

Any inability to prevent security or privacy breaches, or the perception that such breaches may occur, could cause existing clients to lose confidence in FIS systems and terminate their agreements with FIS, inhibit FIS' ability to attract new clients, result in increasing regulation, or bring about other adverse consequences from the government agencies that regulate FIS.

***Entity mergers or consolidations and business failures in the banking and financial services industry could adversely affect our business by eliminating some of our existing and potential clients and making us more dependent on a more limited number of clients.***

There has been and continues to be substantial consolidation activity in the banking and financial services industry. In addition, certain financial institutions that experienced negative operating results, including some of our clients, have failed. These consolidations and failures reduce our number of potential clients and may reduce our number of existing clients, which could adversely affect our revenue, even if the events do not reduce the aggregate activities of the consolidated entities. Further, if our clients or our partners across any of our businesses fail and/or merge with or are acquired by other entities that are not our clients or our partners, or that use fewer of our services, they may discontinue or reduce use of our services. It is also possible

that larger financial institutions resulting from consolidations would have greater leverage in negotiating terms or could decide to perform in-house some or all of the services we currently provide or could provide. Any of these developments could have an adverse effect on our business, results of operations and financial condition.

***If we fail to innovate or adapt our services to changes in technology or in the marketplace, or if our ongoing efforts to upgrade or implement our technology are not successful, we could lose clients, or our clients could lose customers, and we could have difficulty attracting new clients for our services.***

The markets for our services are characterized by constant technological changes, frequent introductions of new services and evolving industry standards. Our future success will be significantly affected by our ability to enhance our current solutions and develop and introduce new solutions and services that address the increasingly sophisticated needs of our clients and their customers. In addition, as more of our revenue and market demand shifts to software as a service ("SaaS"), business process as a service ("BPaaS"), cloud, and new emerging technologies, the need to keep pace with rapid technology changes becomes more acute. These initiatives carry the risks associated with any new solution development effort, including cost overruns, delays in delivery and implementation, and performance issues. There can be no assurance that we will be successful in developing, marketing and selling new solutions or enhancements that meet these changing demands. Any of these developments could have an adverse impact on our future revenue and/or business prospects.

***We operate in a competitive business environment; if we are unable to compete effectively, our results of operations and financial condition may be adversely affected.***

The market for our services is intensely competitive. Our competitors in Banking and Capital Markets vary in size and in the scope and breadth of the solutions and services they offer. Some of our competitors have substantial resources. We face direct competition from third parties, and because many of our larger potential clients have historically developed their key applications in-house and therefore view their system requirements from a make-versus-buy perspective, we also often compete against our potential clients' in-house capacities. In addition, the markets in which we compete have recently attracted increasing competition from smaller start-ups with emerging technologies which are receiving increasing investments, global banks (and businesses controlled by combinations of global banks) and global internet companies that are introducing competitive solutions and services into the marketplace, particularly in the payments area. Emerging technologies and increased competition may also have the effect of unbundling bank solutions and result in displacing solutions we are currently providing from our legacy systems. International competitors are also now targeting and entering the U.S. market with greater force. There can be no assurance that we will be able to compete successfully against current or future competitors or that the competitive pressures we face in the markets in which we operate will not materially adversely affect our business, financial condition, and results of operations.

In the Merchant business, our competitors include financial institutions and well-established payment processing companies. In this business, our U.S. competitors that are financial institutions or are affiliated with financial institutions may not incur the sponsorship costs we incur for registration with the payment networks. Accordingly, these competitors may be able to offer more attractive fees to our current and prospective clients or other services that we do not provide. Competition could result in a loss of existing clients and greater difficulty attracting new clients. Furthermore, if competition causes us to reduce the fees we charge in order to attract or retain clients, there is no assurance we can successfully control our costs in order to maintain our profit margins. One or more of these factors could have a material adverse effect on FIS' business, financial condition and results of operations.

As the Merchant industry fragments into new non-traditional payment and asset types, siloed expertise, new geographies and different markets, our competitors in this segment are increasing in number. FIS is currently facing new competitive pressure from non-traditional payment processors and other parties entering the payments industry, which may compete in one or more of these areas. These competitors have significant financial resources and robust networks and are highly regarded by consumers. If these competitors gain a greater share of total electronic payments transactions, or if we are unable to successfully react to changes in the industry spurred by the entry of these new market participants, then it could have a material adverse effect on FIS' business, financial condition and results of operations. See "Item 1. Business, Competition."

***Global economic, political and other conditions, including business cycles and consumer confidence, may adversely affect our clients or trends in consumer spending, which may adversely impact the demand for our services and our revenue and profitability.***

A significant portion of our revenue is derived from transaction processing fees. The global transaction processing industries depend heavily upon the overall level of consumer, business and government spending. Any change in economic

factors, including a sustained deterioration in general economic conditions or consumer confidence, particularly in the U.S., or inflation and increases in interest rates in key countries in which we operate may adversely affect consumer spending, consumer debt levels and credit and debit card usage, and as a result, adversely affect our financial performance by reducing the number or average purchase amount of transactions that we service. Supply chain issues globally, including those caused by the COVID-19 pandemic, can slow down the provision of parts for our products, such as chips in EMV cards, and could adversely impact revenue.

When there is a slowdown or downturn in the economy, a drop in stock market levels or trading volumes, or an event that disrupts the financial markets, our business and financial results, particularly with respect to our Capital Markets segment, may suffer for a number of reasons. Customers may react to worsening conditions by reducing their capital expenditures in general or by specifically reducing their information technology spending. In addition, customers may curtail or discontinue trading operations, delay or cancel information technology projects, or seek to lower their costs by renegotiating vendor contracts. Moreover, competitors may respond to market conditions by lowering prices and attempting to lure away our customers to lower cost solutions. Any further protective trade policies or actions taken by the U.S. may also result in other countries reducing, or making more expensive, services permitted to be provided by U.S.-based companies. If any of these circumstances remain in effect for an extended period of time, there could be a material adverse effect on our financial results.

***Our results may fluctuate from period to period because of the lengthy and unpredictable sales cycle for our software, changes in our mix of licenses and services, activity by competitors, and customer budgeting, operational requirements or renewal cycles.***

Particularly with respect to our Capital Markets segment, our operating results may fluctuate from period to period and be difficult to predict in a particular period due to the timing and magnitude of software license sales and other factors. We offer a decreasing number of our software solutions on a license basis, which means that the customer has the right to run the software on its own or a third party's hardware. We generally recognize license revenue when the license contract is signed, the software is delivered, and the term has begun. The value of the license often depends on a number of customer-specific factors, such as the number of customer locations, users or accounts. The sales cycle for a software license may be lengthy and take unexpected turns. Thus, it is difficult to predict when software sales will occur or how much revenue they will generate. Because there are few incremental costs associated with software sales, our operating results may fluctuate from quarter to quarter and year to year due to the timing and magnitude of software sales. Conversion of clients from licenses to BPaaS solutions, while resulting in longer-term contracts, may result in uneven short-term results as one-time license fees are replaced by recurring revenue. Our results may also vary as a result of pricing pressures, increased cost of equipment, the evolving and unpredictable markets in which our solutions and services are sold, changes in accounting principles, and competitors' new solutions or services.

***Failure to obtain new clients or renew client contracts on favorable terms could adversely affect results of operations and financial condition.***

We may face pricing pressure in obtaining and retaining our clients. Larger clients in particular may use their negotiating leverage to seek price reductions from us when they renew a contract, when a contract is extended, or when the client's business has significant volume changes. Larger clients may also reduce services if they decide to move services in-house. Further, our smaller and mid-size clients may also exert pricing pressure, particularly upon renewal, due to competition or other economic needs or pressures being experienced by the client. On some occasions, this pricing pressure results in lower revenue from a client than we had anticipated based on our previous agreement with that client. This reduction in revenue could adversely affect our business, operating results and financial condition.

***Our business and operating results could be adversely affected if we experience business interruptions, errors or failure in connection with our or third-party information technology and communication systems and other software and hardware used in connection with our business, if we experience defects or design errors in the software solutions we offer, or more generally, if the third-party vendors we rely upon are unwilling or unable to provide the services we need to effectively operate our business.***

Many of our services are based on sophisticated software and computing systems, and we may encounter delays when developing new technology solutions and services. Further, the technology solutions underlying our services have occasionally contained, and may in the future contain, undetected errors or defects when first introduced or when new versions are released. In addition, we may experience difficulties in installing or integrating our technologies on platforms used by our clients, or our clients may cancel a project after we have expended significant effort and resources to complete an installation. Finally, our systems and operations could be exposed to damage or interruption from fire, floods, hurricanes, earthquakes, tornadoes, typhoons, drought, high-winds, severe weather events, other natural disasters, power loss, telecommunications failure,

unauthorized entry and computer viruses. Defects in our technology solutions, errors or delays in the processing of electronic transactions, or other difficulties could result in (i) interruption of business operations; (ii) delay in market acceptance; (iii) additional development and remediation costs; (iv) diversion of technical and other resources; (v) loss of clients; (vi) negative publicity; or (vii) exposure to liability claims. Any one or more of the foregoing could have an adverse effect on our business, financial condition and results of operations. Although we attempt to limit our potential liability through controls, including system redundancies, security controls, application development and testing controls, and disclaimers and limitation-of-liability provisions in our license and client agreements, we cannot be certain that these measures will always be successful in preventing disruption or limiting our liability.

Further, most of the solutions we offer are very complex software systems that are regularly updated. No matter how careful the design and development, complex software often contains errors and defects when first introduced and when major new updates or enhancements are released. If errors or defects are discovered in current or future solutions, then we may not be able to correct them in a timely manner, if at all. In our development of updates and enhancements to our software solutions, we may make a major design error that makes the solution operate incorrectly or less efficiently. The failure of software to properly perform could result in the Company and its clients being subjected to losses or liability, including censures, fines, or other sanctions by the applicable regulatory authorities, and we could be liable to parties who are financially harmed by those errors. In addition, such errors could cause the Company to lose revenue, lose clients or damage its reputation.

In addition, we generally depend on a number of third parties, both in the United States and internationally, to supply elements of our systems, computers, research and market data, connectivity, communication network infrastructure, other equipment and related support and maintenance. We cannot be certain that any of these third parties will be able to continue providing these services to effectively meet our evolving needs. If our vendors, or in certain cases vendors of our customers, fail to meet their obligations, provide poor or untimely service, or we are unable to make alternative arrangements for the provision of these services, then we may in turn fail to provide our services or to meet our obligations to our customers, and our business, financial condition and operating results could be adversely affected.

***The Company is subject to regulation, supervision, and enforcement authority of numerous governmental and regulatory bodies in the jurisdictions in which it operates.***

Because the Company is a technology service provider to U.S. financial institutions, it is subject to regular oversight and examination by the FBA, each of which is a member of the FFIEC, an interagency body of federal banking regulators. The FBA have broad discretion in the implementation, interpretation and enforcement of banking and consumer protection laws and use the FFIEC's uniform principles, standards and report forms in their review of bank service providers like FIS. A failure to comply with these laws, or a failure to meet the supervisory expectations of the banking regulators, could result in adverse action against the Company. The regulators have the power to, among other things, enjoin "unsafe or unsound" practices; require affirmative actions to correct any violation or practice; issue administrative orders that can be judicially enforced; direct the sale of subsidiaries or other assets; and assess civil money penalties.

The Company is also subject to ongoing supervision by regulatory and governmental bodies across the world, including economic and conduct regulators, such as the FCA and PSR in the U.K., the DNB in the Netherlands, and regulatory and governmental bodies responsible for issuing anti-money laundering, anti-bribery, and global economic sanctions regulations. These various regulatory regimes require compliance across many aspects of our merchant activities in respect of capital requirements, safeguarding, training, authorization and supervision of personnel, systems, processes and documentation. As we continue to grow our global eCommerce business around the world, we will become subject to additional countries' regulations governing merchant acquiring and related payments matters.

We also have business operations that store, process or transmit consumer information or have direct relationships with consumers that are obligated to comply with regulations, including, but not limited to, the FCRA, the Federal Fair Debt Collection Practices Act and applicable privacy requirements. In addition, our wealth and retirement business holds a charter in the state of Georgia, which exposes us to further regulatory compliance requirements of the Georgia Department of Banking and Finance. The U.S. wealth and retirement business is required to hold certain levels of regulatory capital as defined by the state banking regulator in Georgia. In the U.K., our Merchant business, as well as our Platform Securities and broker-dealer businesses, are regulated by the FCA and are also subject to further regulatory capital requirements.

The Consumer Financial Protection Bureau ("CFPB") continues to establish rules and regulations for regulating financial and non-financial institutions and providers to those institutions to ensure adequate protection of consumer privacy and to ensure consumers are not impacted by deceptive business practices, as well as provide examination and supervisory authority over consumer reporting agencies, including ChexSystems. These rules and regulations govern our clients or potential clients

and also govern certain of our businesses. These regulations have resulted, and may further result, in the need for FIS to make capital investments to modify our solutions and services to facilitate our clients' and potential clients' compliance, as well as to deploy additional processes or reporting to comply with these regulations. The Biden administration has projected that it may expand the reach of this agency. In the future, we may be subject to additional expense to ensure continued compliance with applicable laws and regulations and to investigate, defend and/or remedy actual or alleged violations. Further, requirements of these regulations have resulted, and could further result, in changes in our business practices, our clients' business practices and those of other marketplace participants that may alter the delivery of services to consumers, which have impacted, and could further impact, the demand for our software and services as well as alter the types or volume of transactions that we process on behalf of our clients. As a result, these requirements, or proposed or future requirements, could have an adverse impact on our financial condition, revenue, results of operations, prospects for future growth and overall business.

The New York Department of Financial Services has enacted rules that require covered financial institutions to establish and maintain cybersecurity programs. These rules subject FIS to additional regulation and require us to adopt additional business practices that could also require additional capital expenditures or impact our operating results. Changes to state money transmission laws and regulations, including changing interpretations and the implementation of new or varying regulatory requirements, may result in the need for additional money transmitter licenses. These changes could result in increased costs of compliance, as well as fines or penalties.

One of our subsidiaries is an SEC registered broker-dealer in the U.S. and is subject to the financial and operational rules of FINRA, and others are authorized by the FCA to conduct certain regulated business in the U.K. Our transfer agent business is also regulated by the SEC and other regulators around the world. Domestic and foreign regulatory and self-regulatory organizations, such as the SEC, FINRA, and the FCA, can, among other things, fine, censure, issue cease-and-desist orders against, and suspend or expel a broker-dealer or its officers or employees for failure to comply with the many laws and regulations that govern brokerage activities. Regulations affecting the brokerage industry may change, which could adversely affect our financial results.

We are exposed to certain risks relating to the execution services provided by our brokerage operations to our customers and counterparties, which include other broker-dealers, active traders, hedge funds, asset managers, and other institutional and non-institutional clients. These risks include, but are not limited to, customers or counterparties failing to pay for or deliver securities, trading errors, the inability or failure to settle trades, and trade execution system failures. As trading in the U.S. securities markets has become more automated, the potential impact of a trading error or a rapid series of errors caused by a computer or human error or a malicious act has become greater. In our other businesses, we generally can disclaim liability for trading losses that may be caused by our software, but in our brokerage operations, we may not be able to limit our liability for trading losses or failed trades even when we are not at fault. As a result, we may suffer losses that are disproportionately large compared to the relatively modest profit contributions of our brokerage operations.

Moreover, the legislative and regulatory landscape continues to evolve, and we expect that it may cover alternative payment types, including cryptocurrency. Any failure to comply with such laws could expose us to liability and/or reputational damage. Financial crimes laws may be interpreted and applied inconsistently from country to country and impose inconsistent or conflicting requirements. Complying with varying jurisdictional requirements could increase the costs and complexity of compliance and associated recordkeeping costs or require us to change our business practices in a manner adverse to our business.

If we fail to comply with relevant regulations, then we risk reputational damage, potential civil and criminal sanctions, fines or other action imposed by regulatory or governmental authorities, including the potential suspension or revocation of the permission-based regulatory licenses which authorize the Company to provide core services to customers. We are also involved, from time to time, in regulatory investigations, reviews and proceedings (both formal and informal) by regulatory authorities regarding our businesses, certain of which may result in adverse settlements, fines, penalties, injunctions or other relief. This could result in an adverse effect on FIS' business, reputation and customer relationships, which in turn could adversely affect its financial position and performance.

***Many of our clients are subject to a regulatory environment and to industry standards that may change in a manner that reduces the types or volume of solutions or services we provide or may reduce the type or number of transactions in which our clients engage, and therefore reduce our revenue.***

Our clients are subject to a number of government regulations and industry standards with which our services must comply. Our clients must ensure that our services and related solutions work within the extensive and evolving regulatory and industry requirements applicable to them. Federal, state, foreign or industry authorities could adopt laws, rules or regulations affecting

our clients' businesses that could lead to increased operating costs and could reduce the convenience and functionality of our services, possibly resulting in reduced market acceptance. In addition, action by regulatory authorities relating to credit availability, data usage, privacy, or other related regulatory developments could have an adverse effect on our clients and, therefore, could have a material adverse effect on our financial condition, revenue, results of operations, prospects for future growth and overall business. Elimination of regulatory requirements could also adversely affect the sales of our solutions designed to help clients comply with complex regulatory environments.

***Our revenue relating to all aspects of the sale of services to members of Visa, MasterCard and other payment networks is dependent upon our continued certification and sponsorship, and the loss or suspension of certification or sponsorship could adversely affect our business.***

In order to provide our card processing services, we must be certified (including applicable sponsorship) by Visa, MasterCard, American Express, Discover and other similar organizations. These certifications are dependent upon our continued adherence to the standards of the issuing bodies and sponsoring member banks. The member financial institutions, some of which are our competitors, set the standards with which we must comply. If we fail to comply with these standards we could be fined, our certifications could be suspended, or our registration could be terminated. The suspension or termination of our certifications, or any changes in, or the enforcement of, the rules and regulations governing or relating to the businesses of Visa, MasterCard or other payment networks, could result in a reduction in revenue or increased costs of operation for us, which in turn could have a material adverse effect on our business.

In order to provide merchant transaction processing services in the U.S. and certain other jurisdictions, we are registered through our bank sponsorships with the Visa, MasterCard and other payment networks as service providers for member institutions. As a result, FIS and many of its clients are subject to payment network rules. If FIS or its associated participants do not comply with the payment network requirements, the payment networks could seek to fine FIS, suspend FIS or terminate its registrations. Our Merchant business has occasionally received notices of noncompliance and fines, which have typically related to excessive chargebacks by a merchant or data security failures on the part of a merchant. If FIS is unable to recover fines from, or pass through costs to, its merchants or other associated participants, then FIS would experience a financial loss. The termination of its registration, or any changes in the payment network rules that would impair FIS' registrations, could require the Company to stop providing payment network services to the Visa, MasterCard or other payment networks, which would have a material adverse effect on FIS' business, financial condition and results of operations.

Outside of the U.S., our Merchant business primarily provides acquiring and processing services directly through international credit and debit card networks run by Visa, MasterCard and other payment networks. In order to access the card networks, the Company must maintain the relevant jurisdictional operating licenses or memberships. In some markets where it is not feasible or possible for the Company to have a direct acquiring license with a card network, we have a relationship with a local financial institution sponsor. As part of the Company's registration with card networks (either directly or indirectly through local sponsors), the Company is subject to operating rules, including mandatory technology requirements, promulgated by the card networks that could subject the Company and its customers to a variety of fines and penalties, as well as suspension and termination of membership or access.

These agreements in the U.S. and elsewhere with bank sponsors give such sponsors substantial discretion in approving certain aspects of our business practices in our Merchant business, including our solicitation, application and qualification procedures for merchants and the terms of our agreements with merchants. Our financial institution sponsors' discretionary actions under these agreements could have a material adverse effect on our business, financial condition and results of operations. We also rely on various financial institutions to provide clearing services in connection with our settlement activities. Without these sponsorships or clearing services agreements in our Merchant business, we would not be able to process Visa, MasterCard and other payment network transactions or settle transactions in relevant markets, including the U.S., which would have a material adverse effect on FIS' business, financial condition and results of operations. Furthermore, FIS' financial results could be adversely affected if the costs associated with such sponsorships or clearing services agreements increase.

***Changes in the contracts, rules or standards of networks, or relevant legal or regulatory scrutiny of pricing practices, could adversely affect FIS' business, financial condition and results of operations.***

From time to time, card and debit networks increase the interchange fees that they charge. At their sole discretion, our financial institution sponsors have the right to pass any increases in interchange and other fees on to us, and they have consistently done so in the past. While we are generally permitted under the contracts with our merchants to pass these fee increases along to our merchants through corresponding increases in our processing fees, if we cannot continue to do so due to

contractual or regulatory requirements or competitive pressures, the inability to pass through such fees could have a material adverse effect on FIS' business, financial condition and results of operations. Additionally, in order to access the card networks directly, as our Merchant business does primarily outside the U.S., we must pay card network membership fees, which are subject to change from time to time, and which we may be unable to pass along to our merchant clients, potentially resulting in FIS absorbing a portion or all of such increases in the future.

Furthermore, the rules and regulations of the various card associations and networks prescribe certain capital requirements. Any increase in the capital level required would further limit our use of capital for other purposes. Moreover, as payment networks become more dependent on proprietary technology, modify their technological approach or operating practices, and/or seek to provide value added services to issuers and merchants, there is heightened risk that rules and standards may be governed by their own self-interest, or the self-interest of third parties with influence over them, which could materially impact FIS' competitive position and operations.

Interchange fees and pricing practices have been receiving significant legal and regulatory scrutiny worldwide. The resulting changes that could occur from proposed regulations or other forms of enforcement could alter the fees charged by us, card associations and debit networks worldwide. Such changes could have an adverse impact on our business or financial condition and results of operations.

***Privacy laws and regulations have required and will further require FIS to adopt new business practices and contractual provisions in existing and new contracts which may require transitional and incremental expenses which may impact our future operating results.***

Privacy laws, such as the GDPR in the E.U., continue to develop in unpredictable ways. The Company is also subject to the California Consumer Privacy Act and laws in various other states, the Brazilian General Personal Data Protection Act, and new privacy laws in India and the Asia Pacific region. Failure to comply with these new laws could result in significant penalties, damage to our brand and loss of business. The Company has incurred, and will continue to incur, costs to comply with these new laws. There are also several additional privacy laws being considered by state legislatures, the federal legislature and countries around the world; as a result, a more substantial compliance effort with varying regimes in different jurisdictions is considered probable in the future, which will increase the costs and complexities of the business. Moreover, privacy laws may be interpreted and applied inconsistently from country to country and impose inconsistent or conflicting requirements. Complying with varying jurisdictional requirements could increase the costs and complexity of compliance and associated recordkeeping costs or require us to change our business practices in a manner adverse to our business and incur additional costs. Data localization requirements in evolving data protection laws could also increase the cost and alter the approach to housing data around the world. In addition, our businesses are increasingly subject to laws and regulations relating to surveillance, encryption and data onshoring in the jurisdictions in which we operate. Compliance with these laws and regulations may require us to change our technology for information security, operational infrastructure, policies and procedures, which could be time-consuming and costly.

***High profile payment card industry or digital banking security breaches could impact consumer payment behavior patterns in the future and reduce our card payment transaction volumes.***

We are unable to predict whether or when high profile card payment or digital banking security breaches will occur and if they occur, whether consumers will transact less on their payment cards or reduce their digital banking service. If consumers transact less on cards issued by our clients or reduce digital banking services and we are not able to adapt to offer our clients alternative technologies, then our revenue and related earnings could be adversely affected.

***Misappropriation of our intellectual property and proprietary rights or a finding that our patents are invalid could impair our competitive position.***

Our ability to compete depends in some part upon our proprietary solutions and technology. Despite our efforts to protect our proprietary rights, unauthorized parties may attempt to copy aspects of our services or to obtain and use information that we regard as proprietary or challenge the validity of our patents with governmental authorities. Policing unauthorized use of our proprietary rights is difficult. We cannot make any assurances that the steps we have taken will prevent misappropriation of technology or that the agreements entered into for that purpose will be enforceable. Effective patent, trademark, service mark, copyright, and trade secret protection may not be available in every country in which our applications and services are made available online. Misappropriation of our intellectual property or potential litigation concerning such matters could have an adverse effect on our results of operations or financial condition. As we increase our international business, we are subject to

further risks of misappropriation of our intellectual property risks in countries which have laws which are less protective of intellectual property or are enforced in a less protective manner.

***If our applications or services are found to infringe the proprietary rights of others, then we may be required to change our business practices and may also become subject to significant costs and monetary penalties.***

As our information technology applications and services develop, we are increasingly subject to infringement claims. Any claims, whether with or without merit, could (i) be expensive and time-consuming to defend; (ii) result in an injunction or other equitable relief which could cause us to cease making, licensing or using applications that incorporate the challenged intellectual property; (iii) require us to redesign our applications, if feasible; (iv) divert management's attention and resources; and (v) require us to enter into royalty or licensing agreements in order to obtain the right to use necessary technologies or pay damages resulting from any infringing use.

***Some of our solutions contain "open source" software, and any failure to comply with the terms of one or more of these open source licenses could adversely affect our business.***

We use a limited amount of software licensed by its authors or other third parties under so-called "open source" licenses and may continue to use such software in the future. Some of these licenses contain requirements that we make available source code for modifications or derivative works we create based upon the open source software and that we license such modifications or derivative works under the terms of a particular open source license or other license granting third parties certain rights of further use. By the terms of certain open source licenses, we could be required to release the source code of our proprietary software if we combine our proprietary software with open source software in a certain manner. Additionally, the terms of many open source licenses have not been interpreted by U.S. or other courts, and there is a risk that these licenses could be construed in a manner that could impose unanticipated conditions or restrictions on our ability to commercialize our solutions. In addition to risks related to license requirements, usage of open source software can lead to greater risks than use of third-party commercial software, as open source licensors generally do not provide warranties or controls on origin of the software. We have established processes to help alleviate these risks, including a review process for screening requests from our development organizations for the use of open source, but we cannot be sure that all open source is submitted for approval prior to use in our solutions. In addition, many of the risks associated with usage of open source cannot be eliminated, and could, if not properly addressed, adversely affect our business.

***Lack of system integrity, fraudulent payments, credit quality, and undetected errors related to funds settlement or the availability of clearing services could result in a financial loss.***

We settle funds on behalf of financial institutions, other businesses and consumers and receive funds from clients, card issuers, payment networks and consumers on a daily basis for a variety of transaction types. Transactions facilitated by us include debit card, credit card, electronic bill payment transactions, banking payments and check clearing that supports consumers, financial institutions and other businesses. These payment activities rely upon the technology infrastructure that facilitates the verification of activity with counterparties, the facilitation of the payment as well as the detection or prevention of fraudulent payments. If our continuity of operations, integrity of processing, or ability to detect or prevent fraudulent payments were compromised, this could result in a financial loss to us. In addition, we rely on various financial institutions to provide Automated Clearing House ("ACH") services in support of funds settlement for certain of our solutions. If we are unable to obtain such ACH services in the future, that could have a material adverse effect on our business, financial position and results of operations. In addition, we may issue credit to consumers, financial institutions or other businesses as part of the funds settlement. A default on this credit by a counterparty could result in a financial loss to us. Furthermore, if one of our clients for which we facilitate settlement suffers a fraudulent event due to a deficiency in their controls, we may suffer a financial loss if the client does not have sufficient capital to cover the loss.

***Fraud by merchants or others could have a material adverse effect on FIS' business, financial condition and results of operations.***

In our Merchant business, we face potential liability for fraudulent electronic payment transactions initiated by merchants, third parties or other associated participants. Examples of merchant fraud include when a merchant or other party knowingly accepts payment by a stolen or counterfeit credit, debit or prepaid card, card number or other credentials; records a false sales transaction utilizing a stolen or counterfeit card or credentials; processes an invalid card; or intentionally fails to deliver the merchandise or services sold in an otherwise valid transaction. In the event a dispute between a cardholder and a merchant is not resolved in favor of the merchant, the transaction is normally charged back to the merchant, and the purchase price is credited or otherwise refunded to the cardholder and FIS is required to collect from the merchant. Failure to effectively manage

risk and prevent fraud or other criminal activity could increase FIS' chargebacks or other liability. Increases in chargebacks or other liabilities due to merchant failures or otherwise could have a material adverse effect on FIS' business, financial condition and results of operations.

***The U.K.'s exit from membership in the E.U. could cause disruption to and create uncertainty surrounding our business.***

Our Merchant business has a significant amount of business in, and services clients in, the U.K. We also have other business and operations in the U.K. and the E.U. The U.K. left the E.U. ("Brexit") on January 31, 2020, pursuant to the terms of a withdrawal agreement concluded between the U.K. Government and the Council of the E.U. The withdrawal agreement included a transition period until December 31, 2020, during which time the U.K. followed the E.U.'s rules and regulations and remained in the single market and customs union while the future terms of the U.K.'s relationship with the E.U. were being negotiated. That transition period has now ended. On December 24, 2020, the U.K. and the E.U. announced they had struck a new bilateral trade and cooperation deal governing the future relationship between the U.K. and the E.U. (the "Trade and Cooperation Agreement"), which sets out the principles of the relationship between the E.U. and the U.K. following the end of the transition period. The Trade and Cooperation Agreement was initially applied on a provisional basis and subsequently entered into force on May 1, 2021. However, the Trade and Cooperation Agreement is only part of the overall package of agreements reached. Other supplementing agreements include a series of joint declarations on a range of important issues where further cooperation is foreseen, including a memorandum of understanding ("MoU") establishing a framework for regulatory cooperation in financial services. The MoU states that the E.U. and the U.K. will discuss how to move forward with equivalence determinations in relation to financial services. The application of the MoU and its effect on our business and the regulatory regime in which we operate is uncertain. It should be noted that even if equivalence arrangements for certain sectors of the financial services industry are agreed, market access is unlikely to be as comprehensive as the market access that the U.K. experienced through its E.U. membership.

As a result, there remains unavoidable uncertainties related to Brexit, and although the potential impact of Brexit on our business cannot be fully assessed until the new relationship between the U.K. and E.U. is developed and defined, and the U.K. negotiates, concludes and implements successor trading arrangements with other countries, Brexit is likely to result in ongoing political, legal and economic uncertainty in the U.K. and wider European markets. Such uncertainty could cause volatility in currency exchange rates, in interest rates, and in E.U., U.K. or worldwide political, regulatory, economic or market conditions and could contribute to instability in political institutions, regulatory agencies, and financial markets, and may cause clients to closely monitor their costs and reduce their spending on our solutions and services.

In particular, the economies of the U.K. and E.U. Member States, and individual businesses operating in one or more of those jurisdictions, may be adversely affected by the restrictions on the ability to provide cross-border services from the U.K. into the E.U. and vice versa, the introduction of non-tariff (and, in the future, potentially tariff) barriers, customs checks and/or duties, changes in tax (including withholding tax), restrictions on the movements of employees and restrictions on the transfer of personal data. In addition, there are likely to be changes in the legal rights and obligations of commercial parties across all industries, particularly in the services sector (including financial services), following the U.K.'s exit from the E.U. despite the Trade and Cooperation Agreement. Any delays with the approval of the Trade and Cooperation Agreement by the European Parliament, its potentially problematic provisions or its potentially uncertain interpretation could adversely and significantly affect European or worldwide economic or market conditions and may contribute to instability in global financial and foreign exchange markets, and could lead to legal uncertainty and divergent national laws and regulations. Any of these effects of Brexit, and others which cannot be anticipated, could adversely affect our business, business opportunities, financial condition, cash flows and operating results.

***Our business is subject to the risks of international operations, including movements in foreign currency exchange rates.***

The international operations of FIS represented approximately 26% of our total 2021 revenue and are largely conducted in currencies other than the U.S. Dollar, including the British Pound Sterling, Euro, Brazilian Real, Indian Rupee and Australian Dollar. FIS continues to expand its international presence by offering merchant acquiring services, including eCommerce, outside of the U.S. Our business and financial results could be adversely affected due to a variety of factors, including the following:

- changes in a specific country or region's political and cultural climate or economic condition, including change in governmental regime;
- unexpected or unfavorable changes in foreign laws, regulatory requirements and related interpretations;
- difficulty of effective enforcement of contractual provisions in local jurisdictions;
- inadequate intellectual property protection in foreign countries;

- trade-protection measures, import or export licensing requirements such as Export Administration Regulations promulgated by the U.S. Department of Commerce and fines, penalties or suspension or revocation of export privileges;
- trade sanctions imposed by the U.S. or other governments with jurisdictional authority over our business operations;
- the effects of applicable and potentially adverse foreign tax law changes;
- significant adverse changes in foreign currency exchange rates;
- lesser enforcement of intellectual property laws and protections internationally;
- longer accounts receivable cycles;
- managing a geographically dispersed workforce;
- trade treaties, tariffs or agreements that could adversely affect our ability to do business in affected countries; and
- compliance with the U.S. Foreign Corrupt Practices Act ("FCPA") and the Office of Foreign Assets Control regulations, particularly in emerging markets.

As we expand our international operations, more of our clients may pay us in foreign currencies. Conducting business in currencies other than the U.S. Dollar subjects us to fluctuations in foreign currency exchange rates that can negatively impact our results, period to period, including relative to analyst estimates or guidance. Our primary exposure to movements in foreign currency exchange rates relates to foreign currencies in Europe, including the U.K., Brazil and parts of Asia. The U.S. Dollar value of our net investments in foreign operations, the periodic conversion of foreign-denominated earnings to the U.S. Dollar (our reporting currency), and our results of operations and, in some cases, cash flows, could be adversely affected in a material manner by movements in foreign currency exchange rates. These risks could cause an adverse effect on the business, financial position and results of operations of the Company.

***Failure to comply with anti-bribery and anti-corruption laws and sanctions laws could subject us to penalties and other adverse consequences.***

We are subject to the FCPA, the U.K. Bribery Act, OFAC and other anti-bribery, anti-corruption and anti-money laundering laws as well as sanctions laws in various countries around the world. The FCPA, the U.K. Bribery Act and similar applicable laws generally prohibit companies, as well as their officers, directors, employees and third-party intermediaries, business partners and agents, from making improper payments or providing other improper things of value to government officials or other persons for the purpose of obtaining or retaining business abroad or otherwise obtaining favorable treatment. The FCPA also requires that U.S. public companies maintain books and records that fairly and accurately reflect transactions and maintain an adequate system of internal accounting controls.

We conduct business in many foreign countries, including a number of countries with developing economies, and many of our employees, third-party intermediaries and agents in such countries may have direct or indirect interactions with officials and employees of government agencies, state owned or affiliated entities and other third parties where we may be held liable if they take actions in violation of these laws, even if we do not explicitly authorize them. Although our policies and procedures require compliance with these laws and are designed to facilitate compliance with these laws, we do business in many countries all over the world and cannot assure that our employees, contractors or agents somewhere in the world will not take actions in violation of applicable laws or our policies, for which we may be ultimately held responsible.

In the event that we believe or have reason to believe that our employees, contractors or agents have or may have violated such laws, we may be required to investigate or to have outside counsel investigate the relevant facts and circumstances. Detecting, investigating and resolving actual or alleged violations can be extensive and require a significant diversion of time, resources and attention from senior management. Further, we cannot assure that any such investigation will successfully uncover all relevant facts and circumstances. Any violation of the FCPA, the U.K. Bribery Act or other applicable anti-bribery or anti-corruption laws could result in whistleblower complaints, adverse media coverage, investigations, loss of export privileges, and criminal or civil sanctions, penalties and fines, any of which could adversely affect our business, results of operations or financial condition.

We are also subject to sanctions laws administered by OFAC, as well as the E.U., the U.N. Security Council and Her Majesty's Treasury of the United Kingdom, among others. These sanctions laws prohibit us from doing certain types of business with prohibited individuals, entities and sanctioned countries around the world. Any violation of these sanctions laws could result in adverse media coverage, investigations, loss of export privileges, and criminal or civil sanctions, penalties and fines, any of which could adversely affect our business, results of operations or financial condition.

***We have businesses in emerging markets that may experience significant economic volatility.***

We have operations in emerging markets, primarily in Latin America, India, Southeast Asia, the Middle East and Africa. These emerging market economies tend to be more volatile than the more established markets we serve in North America and Europe, which could add volatility to our future revenue and earnings.

***Acts of war or terrorism, international conflicts, political instability, natural disasters, or widespread outbreak of an illness could negatively affect various aspects of our business, including our workforce and our business partners, make it more difficult and expensive to meet our obligations to our customers, and result in reduced revenue from our customers.***

Our global operations are susceptible to global events, including acts or threats of war or terrorism, international conflicts, political instability and natural disasters. We are also susceptible to a widespread outbreak of an illness or other health issue, such as the ongoing COVID-19 outbreak. These events can spread to different locations across the globe and can have an adverse effect on the global economy, reducing consumer and corporate spending upon which our revenue depends. Individual employees can become ill, quarantined, or otherwise unable to work and/or travel due to health reasons or governmental restrictions. Some of our operations are in countries where the effects of a widespread illness could be magnified due to health care systems that are less well-developed than in the U.S. The occurrence of any of these events, including the potential future effects of the COVID-19 outbreak, could have an adverse effect on our business results and financial condition.

***Failure to attract and retain talent, including senior management and highly skilled technology personnel, could harm our ability to grow.***

Our future success depends upon our ability to attract and retain talent in a competitive market, including senior management personnel and highly-skilled technology personnel. The competitive nature of this market is also affected by wage inflation, which will generally increase the cost of talent. Because the development of our solutions and services requires knowledge, skills and abilities to create, develop and implement our software solutions in new areas on a continuing basis, we are competing for talented people with such knowledge, skills and abilities in new and developing technologies. Competition for such technical personnel is intense, as is the competition for senior management to lead these efforts, and our failure to hire and retain talented personnel could have a material adverse effect on our business, operating results and financial condition.

Our future growth will also require sales and marketing, financial, legal and administrative personnel to develop and support new solutions and services, to enhance and support current solutions and services and to expand operational and financial systems. There can be no assurance that we will be able to attract and retain the necessary personnel to accomplish our growth strategies, and we may experience constraints that could adversely affect our ability to satisfy client demand in a timely fashion.

Our ability to maintain compliance with applicable laws, rules and regulations and to manage and monitor the risks facing our business relies upon the ability to maintain skilled compliance, legal, security, risk and audit professionals. Competition for such skill sets is intense, and our failure to hire and retain talented personnel could have an adverse effect on our internal control environment and impact our operating results.

Our senior management team has significant experience in the financial services industry and the loss of this leadership could have an adverse effect on our business, operating results and financial condition. Further, the loss of this leadership may have an adverse impact on senior management's ability to provide effective oversight and strategic direction for all key functions within the Company, which could impact our future business, operating results and financial condition.

***We are the subject of various legal proceedings that could have an adverse effect on our revenue and profitability.***

We are involved in various litigation matters in the ordinary course of business, including in some instances class-action cases and patent infringement litigation. If we are unsuccessful in our defense of litigation matters, we may be forced to pay damages and/or change our business practices, any of which could have an adverse effect on our business and results of operations.

***Unfavorable resolution of tax contingencies or unfavorable future tax law changes could adversely affect our tax expense.***

Our tax returns and positions are subject to review and audit by federal, state, local and international taxing authorities. An unfavorable outcome to a tax audit could result in higher tax expense and could negatively impact our effective tax rate, financial position, results of operations and cash flows in the current and/or future periods. Unfavorable future tax law changes could result in negative impacts. In addition, tax-law amendments in the U.S. and other jurisdictions could significantly impact

how U.S. multinational corporations are taxed. Although we cannot predict whether or in what form such legislation will pass, if enacted it could have an adverse effect on our business and financial results.

***A material weakness in our internal controls could have a material adverse effect on us.***

Effective internal controls are necessary for us to provide reasonable assurance with respect to our financial reports and to adequately mitigate risk of fraud. If we cannot provide reasonable assurance with respect to our financial reports and adequately mitigate risk of fraud, our reputation and operating results could be harmed. Internal control over financial reporting may not prevent or detect misstatements because of its inherent limitations, including the possibility of human error, the circumvention or overriding of controls, or fraud. Therefore, even effective internal controls can provide only reasonable assurance with respect to the preparation and fair presentation of financial statements. In addition, projections of any evaluation of effectiveness of internal control over financial reporting to future periods are subject to the risk that the control may become inadequate because of changes in conditions or that the degree of compliance with the policies or procedures may deteriorate.

A material weakness is a deficiency, or combination of deficiencies, in internal control over financial reporting, such that there is a reasonable possibility that a material misstatement of the Company's annual or interim financial statements will not be prevented or detected on a timely basis. A material weakness in our internal control over financial reporting could adversely impact our ability to provide timely and accurate financial information. If we are unable to report financial information timely and accurately or to maintain effective disclosure controls and procedures, we could adversely affect our business prospects.

**Risks Related to Business Combinations and Ventures**

***Strategic transactions, including acquisitions and divestitures, involve significant risks and uncertainties that could adversely affect our business, financial condition, results of operations and cash flows.***

Strategic acquisitions and divestitures we have made in the past, and may make in the future, present significant risks and uncertainties that could adversely affect our business, financial condition, results of operations and cash flows. These risks include the following:

- Difficulty in evaluating potential acquisitions, including the risk that our due diligence does not identify or fully assess valuation issues, potential liabilities or other acquisition risks;
- Difficulty and expense in integrating newly acquired businesses and operations, including combining solution and service offerings, and in entering into new markets in which we are not experienced, in an efficient and cost-effective manner while maintaining adequate standards, controls and procedures, and the risk that we encounter significant unanticipated costs or other problems associated with integration;
- Difficulty and expense in consolidating and rationalizing IT infrastructure and integrating acquired software;
- Challenges in achieving strategic objectives, cost savings and other benefits expected from acquisitions;
- Risk that our markets do not evolve as anticipated and that the strategic acquisitions and divestitures do not prove to be those needed to be successful in those markets;
- Risk that acquired systems expose us to cybersecurity and other data security risks;
- Costs to reach appropriate standards to protect against cybersecurity and other data security risks or timeline to achieve such standards may exceed those estimated in diligence;
- Risk that acquired companies are subject to new regulatory regimes or oversight where we have limited experience that may result in additional compliance costs and potential regulatory penalties;
- Risk that we assume or retain, or that companies we have acquired have assumed or retained or otherwise become subject to, significant liabilities that exceed the limitations of any applicable indemnification provisions or the financial resources of any indemnifying parties;
- Risk that indemnification related to businesses divested or spun-off that we may be required to provide or otherwise bear may be significant and could negatively impact our business;
- Risk of exposure to potential liabilities arising out of applicable state and federal fraudulent conveyance laws and legal distribution requirements from spin-offs in which we or companies we have acquired were involved;
- Risk that we may be responsible for U.S. federal income tax liabilities related to acquisitions or divestitures;
- Risk that we are not able to complete strategic divestitures on satisfactory terms and conditions, including non-competition arrangements applicable to certain of our business lines, or within expected time frames;
- Potential loss of key employees or customers of the businesses acquired or to be divested; and
- Risk of diverting the attention of senior management from our existing operations.

***We have substantial goodwill and other intangible assets recorded as a result of acquisitions, and a severe or extended economic downturn could cause these assets to become impaired, requiring write-downs that would reduce our operating income.***

As of December 31, 2021, goodwill aggregated to \$53.3 billion, or 64% of total assets, and intangible assets aggregated to \$11.5 billion, or 14% of total assets. Current accounting rules require goodwill to be assessed for impairment at least annually or whenever changes in circumstances indicate potential impairment and require intangible assets with finite useful lives to be reviewed for impairment whenever events or changes in circumstances indicate that the carrying amount may not be recoverable. Factors that may be considered a change in circumstance include significant underperformance relative to historical or projected future operating results, a significant decline in our stock price and market capitalization, and negative industry or economic trends. We recorded \$94 million in goodwill impairment related to certain non-strategic businesses in the Corporate and Other segment during the fourth quarter of 2020. No other impairment for goodwill and other intangible assets was identified during the year ended December 31, 2020. There were no goodwill or other intangible asset impairments identified during the year ended December 31, 2021. If worldwide or U.S. economic conditions decline significantly with negative impacts to bank spending and consumer behavior, or if other business or market changes impact our outlook, then the carrying amount of our goodwill and other intangible assets may no longer be recoverable, and we may be required to record an impairment charge, which would have a negative impact on our results of operations. We will continue to monitor the fair value of our goodwill and other intangible assets as well as our market capitalization and the impact of any economic downturn on our business to determine if there is an impairment in future periods.

### **Risks Related to Our Indebtedness**

***Our existing debt levels and future levels under existing facilities and debt service requirements may adversely affect FIS, including our financial condition or business flexibility and prevent us from fulfilling our obligations under our outstanding indebtedness.***

As of December 31, 2021, we had total debt of approximately \$20.4 billion. This level of debt or any increase in our debt level could adversely affect our business, financial condition, operating results and operational flexibility, including the following: (i) the debt level may cause us to have difficulty borrowing money in the future for working capital, capital expenditures, acquisitions or other purposes; (ii) our debt level may limit operational flexibility and our ability to pursue business opportunities and implement certain business strategies; (iii) some of our debt has a variable rate of interest, which exposes us to the risk of increased interest rates; (iv) we have a higher level of debt than some of our competitors or potential competitors, which may cause a competitive disadvantage and may reduce flexibility in responding to changing business and economic conditions, including increased competition and vulnerability to general adverse economic and industry conditions; (v) there are significant maturities on our debt that we may not be able to repay at maturity or that may be refinanced at higher rates; and (vi) if we fail to satisfy our obligations under our outstanding debt or fail to comply with the financial or other restrictive covenants contained in the indenture governing our senior notes, or our credit facility, an event of default could result that could cause all of our debt to become due and payable.

***We may be adversely affected by changes in LIBOR reporting practices or the method in which LIBOR is determined.***

As of December 31, 2021, we had outstanding approximately \$325 million of borrowings under our Revolving Credit Facility, an interest rate swap with a \$1.9 billion notional amount designated as a fair value hedge, and a cross-currency interest rate swap with a \$441 million notional amount designated as a net investment hedge that are indexed to the London Interbank Offered Rate ("LIBOR"). On July 27, 2017, the FCA, which regulates LIBOR, announced that it will no longer persuade or compel banks to submit rates for the calculation of LIBOR after 2021. In March 2021, the ICE Benchmark Administration Limited, the administrator of LIBOR, extended the transition dates of certain LIBOR tenors to June 30, 2023, after which LIBOR reference rates will cease to be provided. Despite this deferral, the LIBOR administrator has advised that no new contracts using U.S. Dollar LIBOR should be entered into after December 31, 2021. It is unknown whether any banks will continue to voluntarily submit rates for the calculation of LIBOR, or whether LIBOR will continue to be published by its administrator based on these submissions, or on any other basis, after such dates.

Regulators, industry groups and certain committees, such as the Alternative Reference Rates Committee ("ARRC") have, among other things, published recommended fallback language for LIBOR-linked financial instruments, identified recommended alternatives for certain LIBOR rates, such as the Secured Overnight Financing Rate ("SOFR") as the recommended alternative to U.S. Dollar LIBOR, and proposed implementations of the recommended alternatives in floating-rate financial instruments. It is currently unknown the extent to which these recommendations and proposals will be broadly

accepted, whether they will continue to evolve, and what the effect of their implementation may be on the markets for floating-rate financial instruments.

At this time, it is not possible to predict the effect that these developments or any discontinuance, modification or other reforms may have on LIBOR, other benchmarks or floating-rate financial instruments, including our floating-rate debt. Any such discontinuance, modification, alternative reference rates or other reforms may materially adversely affect interest rates on our current indebtedness.

***Our Euro- and GBP-denominated indebtedness has increased in recent years; accordingly, we have increased exposure to fluctuations in the Euro-USD and GBP-USD exchange rates, which could negatively affect our cost to service or refinance our Euro- and GBP-denominated debt securities.***

In recent years, our indebtedness denominated in Euro or GBP has significantly increased as a result of our issuance of senior notes of varying maturities and our issuance of Euro-denominated commercial paper. At December 31, 2021, the Company had outstanding approximately €6.8 billion aggregate principal amount of Euro-denominated senior notes, approximately €1.5 billion aggregate principal amount of Euro-denominated commercial paper and approximately £1.2 billion aggregate principal amount of GBP-denominated senior notes, or the combined equivalent of approximately \$11.0 billion aggregate principal amount.

Although we currently have substantial available cash flows in excess of the projected debt service requirements on our existing Euro and GBP-denominated debt, we cannot assure that we will be always be able to continue generating earnings in Euros and GBP in amounts sufficient, taking into account the funding requirements and other needs of our business, to make payments of interest and/or repayment of principal on our Euro and GBP senior debt, or to permit us to economically borrow in those currencies if needed to refinance our existing Euro and GBP debt. If our cash flows in Euros or GBP are insufficient for such purposes, we may need to exchange U.S. Dollars or funds in other currencies to make such payments, which could result in increased costs to us in the event of adverse changes in currency exchange rates. We have utilized and expect to continue to utilize foreign currency forward contracts and other hedges on a limited basis in an effort to mitigate currency risk, but we cannot assure that such hedging arrangements will be effective or will remain available to us on acceptable terms, or at all. In addition, we cannot predict economic and market conditions (including prevailing interest rates and foreign currency exchange rates) at the applicable times when our various series of Euro and GBP senior debt are scheduled to mature, nor can there be any assurance that we would be able to refinance any series of our Euro and GBP senior debt in those currencies on acceptable terms at any such time, all of which could have an adverse financial impact on us.

***Rising interest rates could increase our borrowing costs.***

Our exposure to market risk for changes in interest rates relates to our short-term commercial paper borrowings, Revolving Credit Facility and interest rate derivatives. In the future, we may have additional borrowings under existing or new variable-rate debt. Increases in interest rates on variable-rate debt would increase our interest expense. A rising interest rate environment could increase the cost of refinancing existing debt and incurring new debt, which could have an adverse effect on our financing costs.

***Credit ratings, if lowered below investment grade, would adversely affect our cost of funds and liquidity.***

The Company maintains investment grade credit ratings from the major U.S. rating agencies on its senior unsecured debt (S&P BBB, Moody's Baa2, Fitch BBB), as well as its commercial paper program (S&P A-2, Moody's P-2, Fitch F2). Failure to maintain investment grade rating levels could adversely affect the Company's cost of funds and liquidity and access to certain capital markets but would not have an adverse effect on the Company's ability to access its existing Revolving Credit Facility. Please note that a security rating is not a recommendation to buy, sell or hold securities, that it may be subject to revision or withdrawal at any time by the assigning rating organization, and that each rating should be evaluated independently of any other rating.

#### **Statement Regarding Forward-Looking Information**

The statements contained in this Form 10-K or in our other documents or in oral presentations or other management statements that are not purely historical are forward-looking statements within the meaning of the U.S. federal securities laws. Statements that are not historical facts, including statements about anticipated financial outcomes, including any earnings guidance or projections of the Company, projected revenue or expense synergies, business and market conditions, outlook, foreign currency exchange rates, deleveraging plans, expected dividends and share repurchases, the Company's sales pipeline

and anticipated profitability and growth, as well as other statements about our expectations, beliefs, intentions, or strategies regarding the future, or other characterizations of future events or circumstances, are forward-looking statements. In many cases, forward-looking statements can be identified by terminology such as "may," "will," "should," "expect," "plan," "anticipate," "believe," "estimate," "predict," "potential," or "continue," or the negative of these terms and other comparable terminology. These statements relate to future events and our future results and involve a number of risks and uncertainties. Forward-looking statements are based on management's beliefs as well as assumptions made by, and information currently available to, management.

Actual results, performance or achievement could differ materially from those contained in these forward-looking statements.

The risks and uncertainties to which forward-looking statements are subject include the following, without limitation:

- the outbreak or recurrence of COVID-19 and measures to reduce its spread, including the impact of governmental or voluntary actions such as business shutdowns and stay-at-home orders in certain geographies;
- the duration, including any recurrence, of the COVID-19 pandemic and its impacts, including reductions in consumer and business spending, and instability of the financial markets in heavily impacted areas across the globe;
- the economic and other impacts of COVID-19 on our clients which affect the sales of our solutions and services and the implementation of such solutions;
- the risk of losses in the event of defaults by merchants (or other parties) to which we extend credit in our card settlement operations or in respect of any chargeback liability, either of which could adversely impact liquidity and results of operations;
- changes in general economic, business and political conditions, including those resulting from COVID-19 or other pandemics, intensified international hostilities, acts of terrorism, changes in either or both the United States and international lending, capital and financial markets and currency fluctuations;
- the risk that acquired businesses will not be integrated successfully or that the integration will be more costly or more time-consuming and complex than anticipated;
- the risk that cost savings and other synergies anticipated to be realized from acquisitions may not be fully realized or may take longer to realize than expected;
- the risks of doing business internationally;
- the effect of legislative initiatives or proposals, statutory changes, governmental or other applicable regulations and/or changes in industry requirements, including privacy and cybersecurity laws and regulations;
- the risks of reduction in revenue from the elimination of existing and potential customers due to consolidation in, or new laws or regulations affecting, the banking, retail and financial services industries or due to financial failures or other setbacks suffered by firms in those industries;
- changes in the growth rates of the markets for our solutions;
- the amount, declaration and payment of future dividends is at the discretion of our Board of Directors and depends on, among other things, our investment opportunities, results of operations, financial condition, cash requirements, future prospects, the duration and impact of the COVID-19 pandemic, and other factors that may be considered relevant by our Board of Directors, including legal and contractual restrictions;
- failures to adapt our solutions to changes in technology or in the marketplace;
- internal or external security breaches of our systems, including those relating to unauthorized access, theft, corruption or loss of personal information and computer viruses and other malware affecting our software or platforms, and the reactions of customers, card associations, government regulators and others to any such events;
- the risk that implementation of software, including software updates, for customers or at customer locations or employee error in monitoring our software and platforms may result in the corruption or loss of data or customer information, interruption of business operations, outages, exposure to liability claims or loss of customers;
- the reaction of current and potential customers to communications from us or regulators regarding information security, risk management, internal audit or other matters;
- the risk that policies and resulting actions of the current administration in the U.S. may result in additional regulations and executive orders, as well as additional regulatory and tax costs;
- competitive pressures on pricing related to the decreasing number of community banks in the U.S., the development of new disruptive technologies competing with one or more of our solutions, increasing presence of international competitors in the U.S. market and the entry into the market by global banks and global companies with respect to certain competitive solutions, each of which may have the impact of unbundling individual solutions from a comprehensive suite of solutions we provide to many of our customers;
- the failure to innovate in order to keep up with new emerging technologies, which could impact our solutions and our ability to attract new, or retain existing, customers;
- an operational or natural disaster at one of our major operations centers;
- failure to comply with applicable requirements of payment networks or changes in those requirements;
- fraud by merchants or bad actors; and

## Table of Content

- other risks detailed elsewhere in the "Risk Factors" section and other sections of this report and in our other filings with the SEC.

Other unknown or unpredictable factors also could have a material adverse effect on our business, financial condition, results of operations and prospects. Accordingly, readers should not place undue reliance on these forward-looking statements. These forward-looking statements are inherently subject to uncertainties, risks and changes in circumstances that are difficult to predict. Except as required by applicable law or regulation, we do not undertake (and expressly disclaim) any obligation and do not intend to publicly update or review any of these forward-looking statements, whether as a result of new information, future events or otherwise.

### **Item 1B. *Unresolved Staff Comments***

None.

### **Item 2. *Properties***

FIS' corporate headquarters is located at 601 Riverside Avenue, Jacksonville, Florida. In addition, FIS owns or leases support centers, data processing facilities and other facilities at approximately 120 locations. We believe our facilities and equipment are generally well maintained and are in good operating condition. We believe that the equipment we own and our various facilities are adequate for our present and foreseeable business needs.

### **Item 3. *Legal Proceedings***

In the ordinary course of business, the Company is involved in various pending and threatened litigation matters related to its business and operations, some of which include claims for punitive or exemplary damages. The Company believes no such currently pending or threatened actions are likely to have a material adverse effect on its consolidated financial position. With respect to litigation in which the Company is involved generally, please note the following:

- These matters raise difficult and complicated factual and legal issues and are subject to many uncertainties and complexities.
- The Company reviews all of its litigation on an ongoing basis and follows the authoritative provision for accounting for contingencies when making accrual and disclosure decisions. A liability must be accrued if (a) it is probable that a liability has been incurred and (b) the amount of loss can be reasonably estimated. If one of these criteria has not been met, disclosure is required when there is at least a reasonable possibility that a material loss may be incurred. When assessing reasonably possible and probable outcomes, the Company bases decisions on the assessment of the ultimate outcome following all appeals. Legal fees associated with defending litigation matters are expensed as incurred.

See Note 16 to the consolidated financial statements for information about certain legal matters and indemnifications and warranties.

### **Item 4. *Mine Safety Disclosures***

Not applicable.

## **PART II**

### **Item 5. *Market for Registrant's Common Equity, Related Stockholder Matters and Issuer Purchases of Equity Securities***

Our common stock trades on the New York Stock Exchange under the ticker symbol "FIS."

As of January 31, 2022, there were approximately 10,295 shareholders of record of our common stock.

We currently expect to continue to pay quarterly dividends. In January 2022, the Board of Directors approved a quarterly dividend increase of 21% to \$0.47 per share beginning with the first quarter of 2022. A regular quarterly dividend of \$0.47 per common share is payable on March 25, 2022, to shareholders of record as of the close of business on March 11, 2022. Consistent with our capital allocation strategy, we plan to increase our annual dividend approximately 20% per year over the

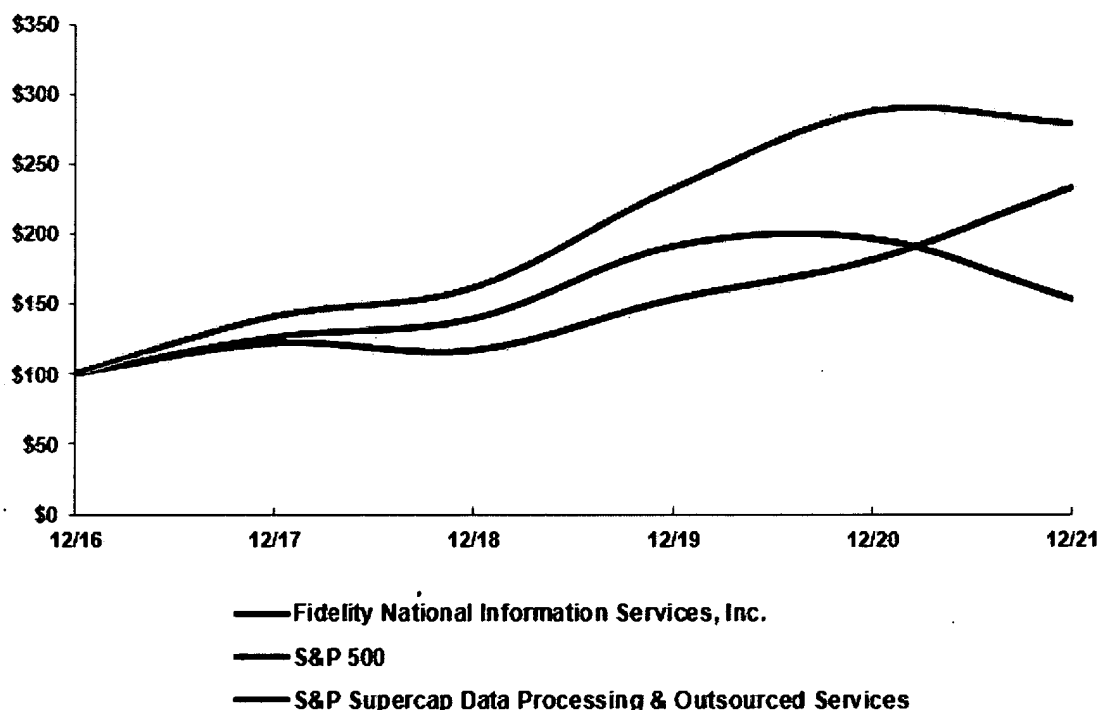
next several years, as compared to approximately 10% per year increases in recent years, to gradually increase our dividend payout ratio, beginning with the quarterly dividend payable in March 2022. However, the amount, declaration and payment of future dividends is at the discretion of the Board of Directors and depends on, among other things, our investment opportunities (including potential mergers and acquisitions), results of operations, financial condition, cash requirements, future prospects, the duration and impact of the COVID-19 pandemic, and other factors that may be considered relevant by our Board of Directors, including legal and contractual restrictions. Additionally, the payment of cash dividends may be limited by covenants in certain debt agreements.

Item 12 of Part III contains information concerning securities authorized for issuance under our equity compensation plans.

The share repurchase plan approved by the Board of Directors in 2017 expired as of December 31, 2020. Management temporarily suspended share repurchases during 2020 as a result of the Worldpay transaction to accelerate debt repayment. In January 2021, our Board of Directors approved a new share repurchase program under which it authorized the Company to repurchase up to 100 million shares of our common stock at management's discretion from time to time on the open market or in privately negotiated transactions and through Rule 10b5-1 plans. The new repurchase program has no expiration date and may be suspended for periods, amended or discontinued at any time.

The graph below compares the cumulative 5-year total return of holders of Fidelity National Information Services, Inc.'s common stock with the cumulative total returns of the S&P 500 index and S&P Supercap Data Processing & Outsourced Services index. The graph assumes that the value of the investment in our common stock and in each index (including reinvestment of dividends) was \$100 on December 31, 2016 and tracks it through December 31, 2021.

**COMPARISON OF 5 YEAR CUMULATIVE TOTAL RETURN\***  
Among Fidelity National Information Services, Inc., the S&P 500 Index,  
and S&P Supercap Data Processing & Outsourced Services



\*\$100 invested on 12/31/16 in stock or index, including reinvestment of dividends.  
Fiscal year ending December 31.

Copyright© 2022 Standard & Poor's, a division of S&P Global. All rights reserved.

	12/16	12/17	12/18	12/19	12/20	12/21
<b>Fidelity National Information Services, Inc.</b>	<b>100</b>	<b>126.03</b>	<b>139.04</b>	<b>190.72</b>	<b>195.98</b>	<b>153.07</b>
<b>S&amp;P 500</b>	<b>100</b>	<b>121.83</b>	<b>116.49</b>	<b>153.17</b>	<b>181.35</b>	<b>233.41</b>
<b>S&amp;P Supercap Data Processing &amp; Outsourced Services</b>	<b>100</b>	<b>140.86</b>	<b>161.14</b>	<b>232.03</b>	<b>287.36</b>	<b>278.22</b>

*The stock price performance included in this graph is not necessarily indicative of future stock price performance.*

**Item 6. Reserved**

**Item 7. Management's Discussion and Analysis of Financial Condition and Results of Operations**

The following section discusses management's view of the financial condition and results of operations of FIS and its consolidated subsidiaries as of December 31, 2021 and 2020, and for the years ended December 31, 2021, 2020 and 2019, unless otherwise noted.

This section should be read in conjunction with our audited consolidated financial statements and related notes included elsewhere in this Annual Report. Management's Discussion and Analysis of Financial Condition and Results of Operations contains forward-looking statements. See "Forward-Looking Information" and "Risk Factors" in Item 1A of this Annual Report for a discussion of the uncertainties, risks and assumptions associated with these forward-looking statements that could cause future results to differ materially from those reflected in this section.

**Business Trends and Conditions**

Our revenue is primarily derived from a combination of technology and processing services, transaction fees, professional services and software license fees. While we are a global company and do business around the world, the majority of our revenue is generated by clients in the U.S. The majority of our international revenue is generated by clients in the U.K., Germany, Australia, Brazil, Canada, and India. In addition, the majority of our revenue has historically been recurring and has been provided under multi-year Banking and Capital Markets contracts that contribute relative stability to our revenue stream. These services, in general, are considered critical to our clients' operations. Although Merchant has a lesser percentage of multi-year contracts, substantially all of our Merchant revenue is recurring, derived from transaction processing fees that fluctuate with the number or value of transactions processed, among other variable measures associated with consumer activity. Professional services revenue is typically non-recurring, though recognition often occurs over time rather than at a point in time. Sales of software licenses are typically non-recurring with point-in-time recognition and are less predictable.

The distribution of vaccines against COVID-19 curtailed the impact of the pandemic in 2021 in many of the larger countries in which we do business, but the timing of a complete recovery remains uncertain as new variants of COVID-19 continue to impact consumer spending. Economic activity increased in many areas throughout 2021, including, most notably, an increase in consumer and business spending by digital methods compared to 2020 when the impact of COVID-19 first arose. In the fourth quarter of 2021, some governmental restrictions were re-imposed based upon a resurgence of variants of COVID-19 in many areas of the U.S. and Europe, which resulted in an adverse impact on payment volumes and transactions over those anticipated following the easing of restrictions in the prior two quarters. In addition, we have continued to see adverse impacts on spending in discretionary spending verticals, including travel, airlines and restaurants, although the impact has lessened compared to 2020. These changes in spending affected our business, results of operations and financial condition throughout 2021 and will likely continue to have an impact in 2022, although the magnitude and duration of their ultimate effect is not possible to predict.

We extended higher-than-usual levels of credit to our merchant clients during the first part of the pandemic as part of funds settlement in connection with payments to their customers, for, among other things, refunds for cancelled trips as cases of COVID-19 spread across the globe. The level of credit extended to our merchant clients has since normalized. We are potentially exposed to losses if our merchant customers are unable to repay the credit we have extended or to fund their liability for chargebacks due to closure, insolvency, bankruptcy or other reasons. Our potential liability for chargebacks did not have a material impact on our liquidity for the three- and twelve-month periods ended December 31, 2021, and we continue to monitor for impact on our liquidity, results of operations and financial condition.

We continue to assist financial institutions in migrating to outsourced integrated technology solutions to improve their profitability and address increasing and ongoing regulatory requirements. As a provider of outsourced solutions, we benefit from multi-year recurring revenue streams, which help moderate the effects of broader year-to-year economic and market

changes that otherwise might have a larger impact on our results of operations. We believe our integrated solutions and outsourced services are well-positioned to address this outsourcing trend across the markets we serve.

Over the last five years, we have moved over 80% of our server compute, primarily in North America, to our FIS cloud located in our strategic data centers. This allows us to further enhance security for our clients' data and increases the flexibility and speed with which we can provide solutions and services to our clients, at lesser cost. We have also completed our data center consolidation program in 2021, generating savings for the Company of over \$250 million in run-rate annual expense since the program's inception in mid-2016.

Following the successful modernization of our IT infrastructure and consolidation of our data centers, we are now accelerating the modernization of our strategic applications and sunsetting of our redundant platforms. Our multi-year platform modernization initiative is designed to create a componentized, cloud-native set of capabilities that can be consumed by clients as end-to-end business applications or as individual components. Although our platform modernization will result in additional near-term costs, we expect it will result in improvements in our operational efficiencies over time.

We continue to invest in modernization, innovation and integrated solutions and services to meet the demands of the markets we serve and compete with global banks, financial and other technology providers, and emerging technology innovators. We invest both organically and through investment opportunities in companies building complementary technologies in the financial services space. Our internal efforts in research and development activities have related primarily to the modernization of our proprietary core systems in each of our segments, design and development of next-generation digital and innovative solutions and development of processing systems and related software applications and risk management platforms. We have increased our investments in these areas in each of the last three years. We expect to continue our practice of investing an appropriate level of resources to maintain, enhance and extend the functionality of our proprietary systems and existing software applications, to develop new and innovative software applications and systems to address emerging technology trends in response to the needs of our clients and to enhance the capabilities of our outsourcing infrastructure. We will also be developing software that will accelerate bringing new capabilities and innovation to market.

In addition, we are investing in the development of new solutions and venture opportunities by establishing FIS Impact Ventures. This group prioritizes development of, and investment in, next-generation technology and innovation.

Since the beginning of the pandemic, the Company has taken several actions to protect its employees while maintaining business continuity, including implementing its comprehensive Pandemic Plan. For example, when the COVID-19 variants impacted India in the second quarter, we rolled out several benefits to help our employees there, including providing vaccines to over 15,000 employees and dependents. The Pandemic Plan includes site-specific plans as well as travel restrictions, medical response protocols, work-from-home strategies and enhanced cleaning within our locations. As a critical infrastructure provider for the global economy, FIS continues to operate around the world to serve our clients.

The spread of COVID-19 has caused us to modify our business practices, and we may take further actions as may be required by government authorities or as we determine are in the best interests of our employees, clients and business partners. While FIS has outfitted employees to provide services from home or transferred work to other locations, we recently began a limited reopening of offices in certain locations where the COVID-19 infection rates have been significantly reduced. In many locations, a hybrid work status will allow employees to work from home and the office.

Consumer preference continues to shift from traditional branch banking services to digital banking solutions, and our clients seek to provide a single integrated banking experience through their branch, mobile, internet and voice banking channels. The COVID-19 pandemic has resulted in accelerating digitization of banking and payment services by requiring, in many cases, banks and bank customers to transact through digital channels. We have been providing our large regional banking customers in the U.S. with Digital One, an integrated digital banking platform, and are now adding functionality and offering Digital One to our community bank clients to provide a consistent, omnichannel experience for consumers of banking services across self-service channels like mobile banking and online banking, as well as supporting channels for bank staff operating in bank branches and contact centers. The uniform customer experience extends to support a broad range of financial services including opening new accounts, servicing of existing accounts, money movement, and personal financial management, as well as other consumer, small business and commercial banking capabilities. Digital One is integrated into several of the core banking platforms offered by FIS and is also offered to customers of non-FIS core banking systems.

We anticipate consolidation within the banking industry will continue, primarily in the form of merger and acquisition activity among financial institutions, which we believe would broadly be detrimental to the profitability of the financial technology industry. However, consolidation resulting from specific merger and acquisition transactions may be beneficial to

our business. When consolidations of financial institutions occur, merger partners often operate systems obtained from competing service providers. The newly formed entity generally makes a determination to migrate its core and payments systems to a single platform. When a financial institution processing client is involved in a consolidation, we may benefit by their expanding the use of our services if such services are chosen to survive the consolidation and to support the newly combined entity. Conversely, we may lose revenue if we are providing services to both entities, or if a client of ours is involved in a consolidation and our services are not chosen to survive the consolidation and to support the newly combined entity. It is also possible that larger financial institutions resulting from consolidation may have greater leverage in negotiating terms or could decide to perform in-house some or all of the services that we currently provide or could provide. We seek to mitigate the risks of consolidations by offering other competitive services to take advantage of specific opportunities at the surviving company.

As of the end of 2021, our achievement of revenue synergies from the Worldpay acquisition have exceeded our targets, driven by successful cross-sell of our heritage FIS solutions into heritage Worldpay clients and leveraging our heritage Worldpay sales and distribution teams, expanding on our existing relationships with financial institutions to establish merchant referral agreements and optimizing our network routing capabilities. We have also exceeded our original target for expense synergies, as we have successfully integrated organizational structures, reduced corporate overhead and achieved cost savings within our operating environment.

We continue to see demand in the payments market for innovative solutions that will deliver faster, more convenient payment options in mobile channels, internet applications, in-store cards, and the growing area of cryptocurrencies. The payment processing industry is adopting new technologies, developing new solutions and services, evolving new business models, and being affected by new market entrants and by an evolving regulatory environment. As merchants and financial institutions respond to these changes by seeking services to help them enhance their own offerings to consumers, including the ability to accept card-not-present ("CNP") payments in eCommerce and mobile environments as well as contactless cards and mobile wallets at the point-of-sale, FIS believes that payment processors will seek to develop additional capabilities in order to serve clients' evolving needs. To facilitate this expansion, we believe that payment processors will need to enhance their technology platforms so they can deliver these capabilities and differentiate their offerings from other providers. The COVID-19 pandemic has accelerated digitization of payment services by requiring, in many cases, businesses and consumers to transact through digital channels.

We believe that these market changes present both an opportunity and a risk for us, and we cannot predict which emerging technologies or solutions will be successful. However, FIS believes that payment processors, like FIS, that have scalable, integrated business models, provide solutions across the payment processing value chain and utilize broad distribution capabilities will be best positioned to enable emerging alternative electronic payment technologies. Further, FIS believes that its depth of capabilities and breadth of distribution will enhance its position as emerging payment technologies are adopted by merchants and other businesses. FIS' ability to partner with non-financial institution enterprises, such as mobile payment providers and internet, retail and social media companies, continues to create attractive growth opportunities as these new entrants seek to become more active participants in the development of alternative electronic payment technologies and to facilitate the convergence of retail, online, mobile and social commerce applications.

Globally, attacks on information technology systems continue to grow in frequency, complexity and sophistication. This is a trend we expect to continue. Such attacks have become a point of focus for individuals, businesses and governmental entities. The objectives of these attacks include, among other things, gaining unauthorized access to systems to facilitate financial fraud, disrupt operations, cause denial of service events, corrupt data, and steal non-public information. These circumstances present both a threat and an opportunity for FIS. As part of our business, we electronically receive, process, store and transmit a wide range of confidential information, including sensitive customer information and personal consumer data. We also operate payment, cash access and prepaid card systems.

FIS remains focused on making strategic investments in information security to protect our clients and our information systems. These investments include both capital expenditures and operating expense related to hardware, software, personnel and consulting services. We also participate in industry and governmental initiatives to improve information security for our clients. Through the expertise we have gained with this ongoing focus and involvement, we have developed fraud, security, risk management and compliance solutions to target this growth opportunity in the financial services industry.

### **Critical Accounting Policies and Estimates**

The accounting policies and estimates described below are those we consider critical in preparing our consolidated financial statements. These policies require management to make estimates, judgments and assumptions that affect the reported

amounts of assets and liabilities and disclosures with respect to contingent assets and liabilities at the date of the consolidated financial statements and the reported amounts of revenue and expenses during the reporting periods. Actual amounts could differ from those estimates. See Note 2 to the consolidated financial statements for a more detailed description of the significant accounting policies that have been followed in preparing our consolidated financial statements.

### ***Revenue Recognition***

The most critical judgments required in applying ASC 606, *Revenue Recognition from Customers*, and our revenue recognition policy relate to the determination of whether we are the principal or the agent with respect to transactions involving third parties, the determination of distinct performance obligations and the evaluation of the standalone selling price for each performance obligation.

The Company generates revenue in a number of ways, including from the delivery of account- or transaction-based processing, SaaS, BPaaS, cloud offerings, software licensing, software-related services and professional services. Certain contracts contain non-standard terms that require judgment to determine the appropriate impact on revenue recognition.

Technology or services from third parties are frequently embedded in or combined with our applications or service offerings. Whether we recognize revenue based on the gross amount billed to a customer as a principal or the net amount retained as an agent involves judgment that depends on the relevant facts and circumstances, including whether the Company has control of the technology or service prior to it being transferred to the customer and the level of contractual responsibilities and obligations for delivering the application or service.

Contracts containing multiple promised solutions or services require judgment to determine whether individual promised solutions or services can be considered distinct or should instead be combined with other promised solutions or services in the contract. We assess the solutions and services promised in our contracts with customers and identify a performance obligation for each promise to transfer to the customer a solution or service (or bundle of solutions or services) that is distinct - i.e., if a solution or service is separately identifiable from other items in the bundled package and if a customer can benefit from it on its own or with other resources that are readily available to the customer.

The transaction price (including any discounts or rebates) is allocated among distinct goods and services in a contract that includes multiple performance obligations based on their relative standalone selling prices. Judgment may be required to determine standalone selling prices for each performance obligation and whether it depicts the amount we expect to receive in exchange for the related good or service. For performance obligations that are not sold separately, we estimate the standalone selling prices considering all reasonably available information and maximizing observable inputs using various approaches including historical pricing, cost plus margin, adjusted market and residual approaches. The cost-plus-margin approach, in particular, requires judgment, including the estimation of the costs required to complete the performance obligation. These estimates are based primarily on the scope and complexity of the obligation, platform migration timelines, expected account or transaction volumes, and internal and external labor rates. We have not made significant changes in our cost estimates under this approach in the reporting period. For significant contracts for which the cost-plus-margin approach was used to estimate the standalone selling price, a 10% change in our cost assumptions would not have a significant impact on the amount reported during the period.

Due to the large number, broad nature and average size of our individual customer contracts, the impact of judgments and assumptions that we apply in recognizing revenue for any single contract is not likely to have a material effect on our consolidated operations or financial position. However, the accounting policies that we apply across similar contracts, products or classes of clients could significantly influence the timing and amount of revenue recognized in our historical and future results of operations or financial position.

### ***Purchase Accounting***

We allocate the purchase price of acquired businesses to the assets acquired and liabilities assumed in the transaction at their estimated fair values. The estimates used to determine the fair value of long-lived assets, such as intangible assets and software, are complex and require a significant amount of management judgment. We typically engage third-party valuation specialists to assist us in making fair value determinations. The third-party valuation specialists generally use discounted cash flow models, which require internally-developed assumptions, to determine the acquisition fair value of customer relationship intangible assets and developed technology software assets. Assumptions for customer relationship asset valuations typically include forecasted revenue attributable to existing customer contracts and relationships, estimated annual attrition, forecasted EBITDA margin, and estimated weighted average cost of capital and discount rates. Assumptions for software asset valuations

typically include forecasted revenue attributable to the software assets, obsolescence rates, estimated royalty rates and estimated weighted average cost of capital and discount rates. The forecasted revenue and EBITDA margins used in the discounted cash flow models are critical estimates in determining the fair value of customer relationships and developed technology software assets as these estimates are influenced by many factors including historical financial information and management's expectation for future operating results as a combined company.

While we use our best estimates and assumptions to determine the fair values of the assets acquired and the liabilities assumed, our estimates are inherently uncertain and subject to refinement. As a result, during the measurement period, which may be up to one year from the acquisition date, we record adjustments to the assets acquired and liabilities assumed. Upon the conclusion of the measurement period, any subsequent adjustments are recorded to our consolidated statements of earnings.

See Note 3 to the consolidated financial statements for discussion of the Payrix acquisition in 2021, the Virtus acquisition in 2020 and Worldpay acquisition in 2019. The Payrix acquisition in the current year is not considered material to warrant additional disclosure regarding estimation uncertainty.

### ***Goodwill Impairment***

The Company assesses goodwill for impairment by reporting unit on an annual basis during the fourth quarter or more frequently if circumstances indicate potential impairment. Our reporting units are the same as our primary operating segments, with additional reporting units for certain non-strategic businesses within the Corporate and Other segment. Goodwill impairment assessments require a significant amount of management judgment, and a meaningful change in one or more of the underlying forecasts, estimates, or assumptions used in testing goodwill for impairment could result in a material impact on the Company's results of operations and financial position. Based on the results of our assessments, \$94 million of goodwill related to certain non-strategic businesses within the Corporate and Other segment was impaired in 2020. For all other reporting units for all periods presented, goodwill was not impaired.

Our impairment test may first consider qualitative factors to determine whether it is more likely than not that a reporting unit's carrying amount exceeds its fair value. Qualitative factors include macroeconomic conditions, industry and market conditions, cost factors, overall financial performance and events affecting the reporting unit or Company as a whole, including a sustained decrease in stock price. If we conclude that it is more likely than not that the reporting unit's fair value is less than its carrying amount as a result of the qualitative assessment, or we elect to bypass the qualitative assessment for a reporting unit, then we must perform the quantitative assessment for that reporting unit.

When a quantitative assessment is triggered, we typically engage third-party valuation specialists to assist us in determining the fair value of the reporting unit based on a weighted average of multiple valuation techniques, typically a combination of an income approach and a market approach. The income approach calculates a value based upon the present value of estimated future cash flows, while the market approach uses earnings multiples of similarly situated guideline public companies. The income approach involves the use of significant estimates and assumptions regarding forecasted revenue, growth rates, operating margins, capital expenditures, and other factors used to calculate estimated future cash flows. In addition, risk-adjusted discount rates and future economic and market conditions and other assumptions are applied. The market approach involves the selection of guideline public companies and earnings multiples considering factors such as markets of operation, solutions offered, and risk profiles. The income approach used to assess goodwill for impairment is a critical estimate because the forecasted growth rate assumption (including long-term growth assumption) underlying the estimated future cash flows is subject to management's judgment based upon the best available market information, internal forecasts and operating plans. A deterioration in this assumption could adversely impact our results.

For each of 2021 and 2019, we began our annual assessment with the qualitative assessment and concluded that it remained more likely than not that the fair value of each of our reporting units continued to exceed their respective carrying amounts. For 2020, we began our annual assessment for the Banking Solutions and Capital Market Solutions reporting units with qualitative assessments and concluded that it remained more likely than not that the fair value of each of the reporting units continued to exceed their respective carrying amounts. Based on the qualitative assessments performed for the Banking Solutions and Capital Market Solutions reporting units and the substantial excess of fair value over carrying amount in our previous third-party valuations performed in 2015 for the related businesses, we believe the likelihood of obtaining materially different results based on a change of assumptions is low.

For Merchant Solutions, we began our 2020 annual assessment with a quantitative assessment due to the economic impact of the COVID-19 pandemic on our Merchant Solutions business and its primary operations being recently acquired as part of the Worldpay acquisition. As a result of the assessment, the fair value of the reporting unit was estimated to be in excess of its

carrying amount by approximately 4%. The fair value was determined with the assistance of third-party valuation specialists, using an equal weighting of the income and market approaches based on an evaluation of the availability and relevance of guideline public companies having similar risks, participating in similar markets, and providing similar solutions for their customers. Under the income approach for the Merchant Solutions reporting unit, management estimated the fair value by forecasting future cash flows using internal forecasts, which were developed considering historical operating performance, expected economic conditions and industry and market trends, including the impact of the COVID-19 global pandemic and expected impact of planned business initiatives. At the end of the forecast period, we used a long-term growth rate to determine the terminal value based on an evaluation of the minimum expected terminal growth rate of the Merchant Solutions reporting unit, as well as broader economic considerations such as inflation and foreign exchange rates. In computing the present value of estimated future cash flows, we used a risk-adjusted discount rate based on an assessment of the weighted average cost of capital for the Merchant Solutions reporting unit and relevant guideline public companies. We believe the discount rate used was commensurate with the risks and uncertainties inherent in the Merchant Solutions business and in our internally developed forecasts, though the rate is subject to change in future periods based on changes in the U.S. Treasury rate, inflation, and other factors.

For Merchant Solutions in 2021, we performed a qualitative assessment for our annual assessment. In addition to the factors noted above that are considered when performing such an assessment, we considered actual results for 2021 and updated internal forecasts as compared to prior internal forecasts and other assumptions used in the 2020 quantitative annual assessment. As a result of the assessment, we determined that the indicated fair value of the reporting unit was estimated to be in excess of carrying amount by a similar percentage as determined by the prior year's quantitative assessment. We concluded for 2021 that it remained more likely than not that the fair value of the Merchant Solutions reporting unit continued to exceed its carrying amount; however, given the results of the 2020 quantitative and 2021 qualitative annual assessments, the reporting unit is at risk for future goodwill impairment as it is reasonably possible that future developments related to the economic impact of the COVID-19 pandemic on our Merchant Solutions business, such as an extended duration of the pandemic and/or government-imposed shutdowns, prolonged economic downturn or recession, or lack of governmental support for recovery, could have a material impact on one or more of the estimates and assumptions used to evaluate goodwill impairment and could result in future goodwill impairment.

#### Related-Party Transactions

We are a party to certain historical related-party agreements as discussed in Note 18 to the consolidated financial statements.

#### Consolidated Results of Operations

This section generally discusses fiscal year 2021 compared to 2020. Discussions of fiscal year 2020 compared to 2019 not included herein can be found in Part II, "Item 7. *Management's Discussion and Analysis of Financial Condition and Results of Operations*" of our Annual Report on Form 10-K for fiscal year 2020, filed with the Securities and Exchange Commission on February 18, 2021.

	Year ended December 31,		\$ Change	% Change
	2021	2020		
	(In millions)			
Revenue	\$ 13,877	\$ 12,552	\$ 1,325	11
Cost of revenue	(8,682)	(8,348)	(334)	4
Gross profit	5,195	4,204	991	24
Gross profit margin	37 %	33 %		
Selling, general and administrative expenses	(3,938)	(3,516)	(422)	12
Asset impairments	(202)	(136)	(66)	49
Operating income	1,055	552	503	91
Operating margin	8 %	4 %		

#### Revenue

Revenue increased primarily due to the continued global economic recovery from the COVID-19 pandemic leading to increased Merchant volumes, increased demand for our newly developed offerings in Banking, and strong new sales driving Capital Markets managed services and other recurring revenue growth. Revenue also benefited from a favorable foreign

currency impact, which was primarily related to a weaker U.S. Dollar versus the Euro and the British Pound Sterling. See Segment Results of Operations below for more detailed explanation.

***Cost of Revenue, Gross Profit and Gross Profit Margin***

Cost of revenue increased primarily due to the revenue variances noted above and benefited from a positive shift in revenue mix. Gross profit and gross profit margin increased primarily due to revenue growth, a positive shift in revenue mix and continued expense management. This increase was partially offset by \$183 million of incremental amortization expense associated with shortened estimated useful lives and accelerated amortization methods for certain software and deferred contract cost assets driven by the Company's platform modernization.

***Selling, General and Administrative Expenses***

Selling, general and administrative expenses increased primarily due to higher compensation expense, including incentive compensation, and accelerated stock compensation expense recorded during the first quarter of 2021 associated with the establishment of the Qualified Retirement Equity Program that modified our existing stock compensation plans as described in Note 17 to the consolidated financial statements. These increases were partially offset by lower discretionary spending during the COVID-19 pandemic.

***Asset Impairments***

During 2021, the Company recorded \$202 million of asset impairments for certain software and deferred contract cost assets driven by the Company's platform modernization. During 2020, the Company recorded asset impairments totaling \$136 million related to goodwill for certain non-strategic businesses and to certain long-lived assets related to reducing office space.

***Operating Income and Operating Margin***

The annual change in operating income resulted from the revenue and cost variances noted above. The operating margin during 2021 increased primarily due to a positive shift in revenue mix and continued expense management, partially offset by asset impairments of \$202 million, accelerated amortization expense, and higher compensation expense discussed above as compared to prior year. The operating margin during 2020 was negatively impacted by higher acquired intangible asset amortization expense, higher acquisition, integration and other costs and asset impairments of \$136 million.

***Total Other Income (Expense), Net***

	Year ended December 31,		\$ Change	% Change
	2021	2020		
	(In millions)			
Other income (expense):				
Interest expense, net	\$ (214)	\$ (334)	\$ 120	(36)%
Other income (expense), net	(52)	48	(100)	NM
Total other income (expense), net	<u>\$ (266)</u>	<u>\$ (286)</u>	20	(7)

The decrease in interest expense, net is primarily due to lower outstanding debt and lower weighted average interest rate on the outstanding debt throughout the year.

Other income (expense), net for 2021 includes net gains on equity security investments without readily determinable fair values of \$218 million (see Note 11 to the consolidated financial statements), a gain on the sale of our equity ownership interest in Cardinal Holdings of approximately \$225 million (see Note 18 to the consolidated financial statements) and a loss on extinguishment of debt of approximately \$528 million relating to tender premiums, make-whole amounts, and fees; the write-off of unamortized bond discounts and debt issuance costs; and losses on related derivative instruments. The foregoing loss resulted from the debt refinancing activity we undertook in the first quarter of 2021 (see Note 12 to the consolidated financial statements), which will substantially reduce our ongoing interest expense. Other income (expense), net also includes fair value adjustments on certain other non-operating assets and liabilities and foreign currency transaction remeasurement gains.

Other income (expense), net for 2020 primarily includes the fair value adjustment on certain non-operating assets and liabilities, foreign currency transaction remeasurement gains and losses and the settlement recorded for the Reliance Trust claims, which is further described in Note 16 to the consolidated financial statements.

**Provision (Benefit) for Income Taxes**

	Year ended December 31,		\$ Change	% Change
	2021	2020		
	(In millions)			
Provision (benefit) for income taxes	\$ 371	\$ 96	\$ 275	NM
Effective tax rate	47 %	36 %		

The effective tax rate for the 2021 period includes the one-time net remeasurement of certain deferred tax liabilities due to the increase in the U.K. corporate statutory tax rate from 19% to 25% effective April 1, 2023, enacted on June 10, 2021. The effective tax rate for the 2020 period includes the one-time net remeasurement of certain deferred tax liabilities due to the increase in the U.K. corporate statutory tax rate from 17% to 19% enacted on July 22, 2020.

**Segment Results of Operations**

This section generally discusses fiscal year 2021 compared to 2020. Discussions of fiscal year 2020 compared to 2019 not included herein can be found in Part II, "Item 7. *Management's Discussion and Analysis of Financial Condition and Results of Operations*" of our Annual Report on Form 10-K for fiscal year 2020, filed with the Securities and Exchange Commission on February 18, 2021.

FIS reports its financial performance based on the following segments: Merchant Solutions, Banking Solutions, Capital Market Solutions, and Corporate and Other. The Company reclassified certain non-strategic businesses from Merchant Solutions, Banking Solutions, and Capital Market Solutions into Corporate and Other during the year ended December 31, 2020, and recast all prior-period segment information presented.

Adjusted EBITDA is defined as net earnings (loss) before net interest expense, net other income (expense), income tax provision (benefit), equity method investment earnings (loss), depreciation and amortization, and excludes certain costs and other transactions that management deems non-operational in nature. This measure is reported to the chief operating decision maker for purposes of making decisions about allocating resources to the segments and assessing their performance. For this reason, Adjusted EBITDA, as it relates to our segments, is presented in conformity with FASB ASC Topic 280, *Segment Reporting*. The non-operational items affecting the segment profit measure generally include purchase price amortization of acquired intangible assets as well as acquisition, integration and certain other costs and asset impairments. Adjusted EBITDA also excludes incremental and direct costs resulting from the COVID-19 pandemic. These costs and adjustments are recorded in the Corporate and Other segment for the periods discussed below. Adjusted EBITDA for the respective segments excludes the foregoing costs and adjustments. Financial information, including details of Adjusted EBITDA, for each of our segments is set forth in Note 21 to the consolidated financial statements.

**Merchant Solutions**

	Years ended December 31,		\$ Change 2021 vs 2020	% Change 2021 vs 2020
	2021	2020		
	(In millions)			
Revenue	\$ 4,496	\$ 3,767	\$ 729	19 %
Adjusted EBITDA	\$ 2,262	\$ 1,752	510	29
Adjusted EBITDA margin	50.3 %	46.5 %		
Adjusted EBITDA margin basis points change	380			

Revenue increased primarily due to easing lockdown restrictions and the continued global economic recovery from the COVID-19 pandemic. For 2021, revenue increased due to higher card-present volumes contributing 12% to growth and card-not-present volumes contributing 5% to growth. Revenue also benefited from a favorable foreign currency impact contributing 2% to growth and was primarily related to a weaker U.S. Dollar versus the British Pound Sterling.

Adjusted EBITDA increased primarily due to the revenue impacts noted above. Adjusted EBITDA margin increased primarily due to revenue growth, higher-margin revenue mix and continued expense management.

**Banking Solutions**

	Years ended December 31,		\$ Change	% Change
	2021	2020	2021 vs 2020	2021 vs 2020
(In millions)				
Revenue	\$ 6,396	\$ 5,944	\$ 452	8 %
Adjusted EBITDA	\$ 2,874	\$ 2,556	318	12
Adjusted EBITDA margin	44.9 %	43.0 %		
Adjusted EBITDA margin basis points change	190			

Revenue increased primarily due to recurring revenue contributing 6% to growth, driven by strong new sales, including newly developed offerings, and increased volumes due to the continued global economic recovery from the COVID-19 pandemic. Non-recurring revenue also contributed 2% to growth, primarily due to the timing of termination fees.

Adjusted EBITDA increased primarily due to the revenue impacts noted above. Adjusted EBITDA margin increased primarily due to higher-margin revenue mix and continued expense management.

**Capital Market Solutions**

	Years ended December 31,		\$ Change	% Change
	2021	2020	2021 vs 2020	2021 vs 2020
(In millions)				
Revenue	\$ 2,624	\$ 2,440	\$ 184	8 %
Adjusted EBITDA	\$ 1,271	\$ 1,147	124	11
Adjusted EBITDA margin	48.4 %	47.0 %		
Adjusted EBITDA margin basis points change	140			

Revenue increased primarily due to recurring revenue contributing 4% and non-recurring revenue contributing 3% to growth driven by strong new sales driving outsourced solutions and services, as well as favorable timing of license renewals. The growth of recurring revenue led to an increase in professional services revenue, with much of the services being delivered in a virtual capacity given the ongoing COVID-19 pandemic. Revenue also benefited from a favorable foreign currency impact contributing 1% to growth and was primarily related to a weaker U.S. Dollar versus the British Pound Sterling.

Adjusted EBITDA increased primarily due to the revenue impacts noted above. Adjusted EBITDA margin increased primarily due to higher-margin revenue mix and continued expense management.

**Corporate and Other**

	Years ended December 31,		\$ Change	% Change
	2021	2020	2021 vs 2020	2021 vs 2020
(In millions)				
Revenue	\$ 361	\$ 401	\$ (40)	(10)%
Adjusted EBITDA	\$ (290)	\$ (195)	(95)	49

The Corporate and Other segment results consist of selling, general and administrative expenses and depreciation and intangible asset amortization not otherwise allocated to the reportable segments. Corporate and Other also includes operations from certain non-strategic businesses.

Revenue decreased primarily due to client attrition in our non-strategic businesses.

Adjusted EBITDA decreased primarily due to the revenue impact noted above as well as higher compensation expense compared to prior year.

## **Liquidity and Capital Resources**

### ***Cash Requirements***

Our ongoing cash requirements include operating expenses, income taxes, tax receivable obligations, mandatory debt service payments, capital expenditures, stockholder dividends, regulatory requirements, working capital and timing differences in settlement-related assets and liabilities and may include discretionary debt repayments, share repurchases and business acquisitions. Our principal sources of funds are cash generated by operations and borrowings, including the capacity under our Revolving Credit Facility, the U.S. commercial paper program and the Euro-commercial paper program discussed in Note 12 to the consolidated financial statements.

As of December 31, 2021, the Company had \$3,375 million of available liquidity, including \$2,010 million of cash and cash equivalents and \$1,365 million of capacity available under its Revolving Credit Facility. Approximately \$900 million of cash and cash equivalents is held by our foreign entities, including amounts related to regulatory requirements. The majority of our domestic cash and cash equivalents relates to settlement payables and net deposits-in-transit, which are typically settled within a few business days. Debt outstanding totaled \$20.4 billion, with an effective weighted average interest rate of 0.9%.

The Company's liquidity has improved during 2021 as compared to at the onset of the COVID-19 pandemic. However, our liquidity could be impacted if economic conditions deteriorate or as a result of governmental measures that might be imposed in response to the COVID-19 pandemic or any recurrence or related variants thereof.

The Company remains committed to reducing its leverage incurred in the Worldpay acquisition while ensuring ample liquidity and expects to reach its target leverage by the end of the second quarter of 2022.

We believe that our current level of cash and cash equivalents plus cash flows from operations will be sufficient to fund our operating cash requirements, capital expenditures and mandatory debt service payments for the next 12 months and the foreseeable future.

We currently expect to continue to pay quarterly dividends. In January 2022, the Board of Directors approved a quarterly dividend increase of 21% to \$0.47 per share beginning with the first quarter of 2022. A regular quarterly dividend of \$0.47 per common share is payable on March 25, 2022, to shareholders of record as of the close of business on March 11, 2022. Consistent with our capital allocation strategy, we plan to increase our annual dividend approximately 20% per year over the next several years, as compared to approximately 10% per year increases in recent years, to gradually increase our dividend payout ratio, beginning with the quarterly dividend payable in March 2022. However, the amount, declaration and payment of future dividends is at the discretion of the Board of Directors and depends on, among other things, our investment opportunities (including potential mergers and acquisitions), results of operations, financial condition, cash requirements, future prospects, the duration and impact of the COVID-19 pandemic, and other factors that may be considered relevant by our Board of Directors, including legal and contractual restrictions. Additionally, the payment of cash dividends may be limited by covenants in certain debt agreements.

The share repurchase plan approved by the Board of Directors in 2017 expired as of December 31, 2020. Management temporarily suspended share repurchases during 2020 as a result of the Worldpay transaction to accelerate debt repayment. In January 2021, our Board of Directors approved a new share repurchase program under which it authorized the Company to repurchase up to 100 million shares of our common stock at management's discretion from time to time on the open market or in privately negotiated transactions and through Rule 10b5-1 plans. The new share repurchase program has no expiration date and may be suspended for periods, amended or discontinued at any time. Under the new share repurchase program, the Company repurchased approximately 15 million shares for \$2.0 billion during 2021. Approximately 85 million shares remain available for repurchase as of December 31, 2021. In 2020, there were no share repurchases, and in 2019, we repurchased approximately 4 million shares for \$400 million.

### ***Cash Flows from Operations***

Cash flows from operations were \$4,810 million, \$4,442 million and \$2,410 million in 2021, 2020 and 2019, respectively. Our net cash provided by operating activities consists primarily of net earnings, adjusted to add back depreciation and amortization and other non-cash items. Cash flows from operations increased \$368 million in 2021 and \$2,032 million in 2020. The 2021 increase in cash flows from operations is primarily due to an increase in operating income, partially offset by working capital and settlement timing. The 2020 increase in cash flows from operations is primarily due to increased cash flow from the Worldpay operations, including the timing of settlement activity, partially offset by Worldpay integration-related expenses and lower net earnings from the COVID-19 pandemic.

### **Capital Expenditures and Other Investing Activities**

Our principal capital expenditures are for software (purchased and internally developed) and additions to property and equipment. We invested approximately \$1,251 million, \$1,129 million and \$828 million in capital expenditures (excluding other financing obligations for certain hardware and software) during 2021, 2020 and 2019, respectively. We expect to continue investing in property and equipment, purchased software and internally developed software to support our business.

In 2021, we received approximately \$367 million of cash for the net proceeds from the sale of our equity ownership interest in Cardinal Holdings. We used approximately \$767 million, \$469 million and \$6,629 million of cash (net of cash acquired, including restricted cash) during 2021, 2020, and 2019 for the Payrix, Virtus, and Worldpay acquisitions, respectively. See Note 3 to the consolidated financial statements.

### **Financing**

For more information regarding the Company's debt and financing activity, see Note 12 to the consolidated financial statements.

### **Contractual Obligations**

FIS' long-term contractual obligations generally include its long-term debt, interest on long-term debt, lease payments on certain of its property and equipment and payments for certain purchase commitments and other obligations. See Notes 12, 14 and 16 to the consolidated financial statements for information on our long-term debt, operating leases and Tax Receivable Agreement obligations, respectively. The following table summarizes FIS' other significant contractual obligations and commitments as of December 31, 2021 (in millions):

	Total	Payments Due in			
		Less than 1 Year	1-3 Years	3-5 Years	More than 5 Years
Interest (1)	\$ 2,478	\$ 220	\$ 392	\$ 411	\$ 1,455
Purchase commitments (2)	795	388	361	46	—
Total	<u>\$ 3,273</u>	<u>\$ 608</u>	<u>\$ 753</u>	<u>\$ 457</u>	<u>\$ 1,455</u>

- (1) The calculations above assume that (a) applicable margins and commitment fees remain constant; (b) all floating-rate debt is priced at the rates in effect as of December 31, 2021; (c) no refinancing occurs at debt maturity; (d) only mandatory debt repayments are made; (e) no new hedging transactions are effected; and (f) there are no currency effects.
- (2) Includes obligations principally related to software, maintenance support, and telecommunication and network services as well as to third-party processors to provide gateway authorization and other processing services. Also includes the capital obligation related to the construction of our new headquarters.

### **Recent Accounting Pronouncements**

No new accounting pronouncement adopted, issued or effective during the fiscal year had or is expected to have a material impact on our consolidated financial statements or disclosures.

### **Item 7A. Quantitative and Qualitative Disclosure About Market Risks**

#### **Market Risk**

We are exposed to market risks primarily from changes in interest rates and foreign currency exchange rates. Such risks may be exacerbated by the effects of the COVID-19 pandemic. We periodically use certain derivative financial instruments, including interest rate swaps and foreign currency forward contracts, to manage interest rate and foreign currency risk. We do not use derivatives for trading purposes, to generate income or to engage in speculative activity.

#### **Interest Rate Risk**

In addition to existing cash balances and cash provided by operating activities, we use fixed-rate and variable-rate debt to finance our operations. We are exposed to interest rate risk on these debt obligations and related interest rate swaps.

Our fixed-rate senior notes (as included in Note 12 to the consolidated financial statements) represent the majority of our fixed-rate long-term debt obligations as of December 31, 2021. The carrying value, excluding the fair value of the interest rate swaps described below and unamortized discounts, of our senior notes was \$16.2 billion as of December 31, 2021. The fair value of our senior notes was approximately \$16.8 billion as of December 31, 2021. The potential reduction in fair value of the senior notes from a hypothetical 10 percent increase in market interest rates would not be material to the overall fair value of the debt.

Our variable-rate risk principally relates to borrowings under our U.S. commercial paper program, Euro-commercial paper program, and Revolving Credit Facility (as included in Note 12 to the consolidated financial statements) and interest rate swaps on our fixed-rate long-term debt (collectively, "variable-rate debt"). At December 31, 2021, our weighted-average cost of debt was 0.9% with a weighted-average maturity of 5.4 years; 62% of our debt was fixed rate, and the remaining 38% was variable-rate debt. A 100 basis-point increase in the weighted-average interest rate on our variable-rate debt would have increased our 2021 annual interest expense by \$78 million. We performed the foregoing sensitivity analysis based solely on the principal amount of our variable-rate debt as of December 31, 2021. This sensitivity analysis does not take into account any changes that occurred in the prior 12 months or that may take place in the next 12 months in the amount of our outstanding debt. Further, this sensitivity analysis assumes the change in interest rates is applicable for an entire year. For comparison purposes, based on principal amounts of variable-rate debt outstanding as of December 31, 2020, and calculated in the same manner as set forth above, an increase of 100 basis points in the weighted-average interest rate would have increased our annual interest expense by approximately \$51 million.

As of December 31, 2021, the following interest rate swaps converting the interest rate exposure on certain of our senior notes from fixed to variable are outstanding (in millions):

Notional Amount by Currency	Maturities	Weighted Average Receive Rate	Weighted Average Pay Rate
\$ 1,854	2029 - 2031	2.74 %	1.70 %
£ 925	2029 - 2031	3.00 %	2.47 %
€ 500	2024	1.10 %	0.33 %

By entering into the aforementioned swap agreements, we have assumed risks associated with variable interest rates based upon LIBOR. Changes in the overall level of interest rates affect the interest expense that we recognize. We designated the interest rate swaps as fair value hedges for accounting purposes as described in Note 13 to the consolidated financial statements. A 100 basis-point increase in the 3-month USD LIBOR rate, 6-month GBP LIBOR rate, and 3-month Euribor rate, as applicable, for the interest rate swaps outstanding as of December 31, 2021 and 2020, would increase our annual interest expense by approximately \$37 million and \$6 million, respectively.

#### Foreign Currency Risk

We are exposed to foreign currency risks that arise from normal business operations. These risks include the translation of local currency balances of foreign subsidiaries, transaction gains and losses associated with intercompany loans with foreign subsidiaries and transactions denominated in currencies other than a location's functional currency. We manage the exposure to these risks through a combination of normal operating activities and the use of foreign currency forward contracts and non-derivative and derivative investment hedges.

Our exposure to foreign currency exchange risks generally arises from our non-U.S. operations, to the extent they are conducted in local currency. Changes in foreign currency exchange rates affect translations of revenue denominated in currencies other than the U.S. Dollar. During the years ended December 31, 2021, 2020 and 2019, we generated approximately \$2,833 million, \$2,432 million and \$1,852 million, respectively, in revenue denominated in currencies other than the U.S. Dollar. The major currencies to which our revenue is exposed are the British Pound Sterling, Euro, Brazilian Real, Indian Rupee and Australian Dollar. A 10% movement in average exchange rates for these currencies (assuming a simultaneous and immediate 10% change in all of such rates for the relevant period) would have resulted in the following increase or decrease in our reported revenue for the years ended December 31, 2021, 2020 and 2019 (in millions):

Table of Content

<b>Currency</b>	<b>2021</b>	<b>2020</b>	<b>2019</b>
Pound Sterling	\$ 177	\$ 141	\$ 87
Euro	34	35	31
Real	14	12	16
Rupee	11	10	11
Australian Dollar	8	7	7
Total increase or decrease	<u>\$ 244</u>	<u>\$ 205</u>	<u>\$ 152</u>

While our results of operations have been impacted by the effects of currency fluctuations, our international operations' revenue and expenses are generally denominated in local currency, which reduces our economic exposure to foreign exchange risk in those jurisdictions.

Our foreign exchange risk management policy permits the use of derivative instruments, such as forward contracts and options, to reduce volatility in our results of operations and/or cash flows resulting from foreign exchange rate fluctuations. We do not enter into foreign currency derivative instruments for trading purposes or to engage in speculative activity. We do periodically enter into foreign currency forward contracts to hedge foreign currency exposure to intercompany loans and other balance sheet items. The Company also utilizes foreign currency-denominated debt and cross-currency interest rate swaps designated as net investment hedges in order to reduce the volatility of the net investment value of certain of its Euro and Pound Sterling functional subsidiaries (see Note 13 to the consolidated financial statements).

**Item 8. Financial Statements and Supplementary Data**

**FIDELITY NATIONAL INFORMATION SERVICES, INC.  
AND SUBSIDIARIES**

**INDEX TO FINANCIAL INFORMATION**

	<u>Page Number</u>
<u>Report of Independent Registered Public Accounting Firm on Internal Control over Financial Reporting KPMG LLP, Jacksonville, Florida, Auditor Firm ID: 185</u>	<u>45</u>
<u>Report of Independent Registered Public Accounting Firm on the Consolidated Financial Statements KPMG LLP, Jacksonville, Florida, Auditor Firm ID: 185</u>	<u>46</u>
<u>Consolidated Balance Sheets as of December 31, 2021 and 2020</u>	<u>48</u>
<u>Consolidated Statements of Earnings for the years ended December 31, 2021, 2020 and 2019</u>	<u>49</u>
<u>Consolidated Statements of Comprehensive Earnings for the years ended December 31, 2021, 2020 and 2019</u>	<u>50</u>
<u>Consolidated Statements of Equity for the years ended December 31, 2021, 2020 and 2019</u>	<u>51</u>
<u>Consolidated Statements of Cash Flows for the years ended December 31, 2021, 2020 and 2019</u>	<u>52</u>
<u>Notes to Consolidated Financial Statements</u>	<u>53</u>

**REPORT OF INDEPENDENT REGISTERED PUBLIC ACCOUNTING FIRM**

To the Stockholders and Board of Directors  
Fidelity National Information Services, Inc.:

*Opinion on Internal Control Over Financial Reporting*

We have audited Fidelity National Information Services, Inc. and subsidiaries' (the Company) internal control over financial reporting as of December 31, 2021, based on criteria established in *Internal Control – Integrated Framework (2013)* issued by the Committee of Sponsoring Organizations of the Treadway Commission. In our opinion, the Company maintained, in all material respects, effective internal control over financial reporting as of December 31, 2021, based on criteria established in *Internal Control – Integrated Framework (2013)* issued by the Committee of Sponsoring Organizations of the Treadway Commission.

We also have audited, in accordance with the standards of the Public Company Accounting Oversight Board (United States) (PCAOB), the consolidated balance sheets of the Company as of December 31, 2021 and 2020, the related consolidated statements of earnings, comprehensive earnings, equity, and cash flows for each of the years in the three-year period ended December 31, 2021, and the related notes (collectively, the consolidated financial statements), and our report dated February 23, 2022 expressed an unqualified opinion on those consolidated financial statements.

*Basis for Opinion*

The Company's management is responsible for maintaining effective internal control over financial reporting and for its assessment of the effectiveness of internal control over financial reporting, included in the accompanying Management's Report on Internal Control over Financial Reporting. Our responsibility is to express an opinion on the Company's internal control over financial reporting based on our audit. We are a public accounting firm registered with the PCAOB and are required to be independent with respect to the Company in accordance with the U.S. federal securities laws and the applicable rules and regulations of the Securities and Exchange Commission and the PCAOB.

We conducted our audit in accordance with the standards of the PCAOB. Those standards require that we plan and perform the audit to obtain reasonable assurance about whether effective internal control over financial reporting was maintained in all material respects. Our audit of internal control over financial reporting included obtaining an understanding of internal control over financial reporting, assessing the risk that a material weakness exists, and testing and evaluating the design and operating effectiveness of internal control based on the assessed risk. Our audit also included performing such other procedures as we considered necessary in the circumstances. We believe that our audit provides a reasonable basis for our opinion.

*Definition and Limitations of Internal Control Over Financial Reporting*

A company's internal control over financial reporting is a process designed to provide reasonable assurance regarding the reliability of financial reporting and the preparation of financial statements for external purposes in accordance with generally accepted accounting principles. A company's internal control over financial reporting includes those policies and procedures that (1) pertain to the maintenance of records that, in reasonable detail, accurately and fairly reflect the transactions and dispositions of the assets of the company; (2) provide reasonable assurance that transactions are recorded as necessary to permit preparation of financial statements in accordance with generally accepted accounting principles, and that receipts and expenditures of the company are being made only in accordance with authorizations of management and directors of the company; and (3) provide reasonable assurance regarding prevention or timely detection of unauthorized acquisition, use, or disposition of the company's assets that could have a material effect on the financial statements.

Because of its inherent limitations, internal control over financial reporting may not prevent or detect misstatements. Also, projections of any evaluation of effectiveness to future periods are subject to the risk that controls may become inadequate because of changes in conditions, or that the degree of compliance with the policies or procedures may deteriorate.

/s/ KPMG LLP

Jacksonville, Florida  
February 23, 2022

**REPORT OF INDEPENDENT REGISTERED PUBLIC ACCOUNTING FIRM**

To the Stockholders and Board of Directors  
Fidelity National Information Services, Inc.:

*Opinion on the Consolidated Financial Statements*

We have audited the accompanying consolidated balance sheets of Fidelity National Information Services, Inc. and subsidiaries (the Company) as of December 31, 2021 and 2020, the related consolidated statements of earnings, comprehensive earnings, equity, and cash flows for each of the years in the three-year period ended December 31, 2021, and the related notes (collectively, the consolidated financial statements). In our opinion, the consolidated financial statements present fairly, in all material respects, the financial position of the Company as of December 31, 2021 and 2020, and the results of its operations and its cash flows for each of the years in the three-year period ended December 31, 2021, in conformity with U.S. generally accepted accounting principles.

We also have audited, in accordance with the standards of the Public Company Accounting Oversight Board (United States) (PCAOB), the Company's internal control over financial reporting as of December 31, 2021, based on criteria established in *Internal Control – Integrated Framework (2013)* issued by the Committee of Sponsoring Organizations of the Treadway Commission, and our report dated February 23, 2022 expressed an unqualified opinion on the effectiveness of the Company's internal control over financial reporting.

*Basis for Opinion*

These consolidated financial statements are the responsibility of the Company's management. Our responsibility is to express an opinion on these consolidated financial statements based on our audits. We are a public accounting firm registered with the PCAOB and are required to be independent with respect to the Company in accordance with the U.S. federal securities laws and the applicable rules and regulations of the Securities and Exchange Commission and the PCAOB.

We conducted our audits in accordance with the standards of the PCAOB. Those standards require that we plan and perform the audit to obtain reasonable assurance about whether the consolidated financial statements are free of material misstatement, whether due to error or fraud. Our audits included performing procedures to assess the risks of material misstatement of the consolidated financial statements, whether due to error or fraud, and performing procedures that respond to those risks. Such procedures included examining, on a test basis, evidence regarding the amounts and disclosures in the consolidated financial statements. Our audits also included evaluating the accounting principles used and significant estimates made by management, as well as evaluating the overall presentation of the consolidated financial statements. We believe that our audits provide a reasonable basis for our opinion.

*Critical Audit Matter*

The critical audit matter communicated below is a matter arising from the current period audit of the consolidated financial statements that was communicated or required to be communicated to the audit committee and that: (1) relates to accounts or disclosures that are material to the consolidated financial statements and (2) involved our especially challenging, subjective, or complex judgments. The communication of a critical audit matter does not alter in any way our opinion on the consolidated financial statements, taken as a whole, and we are not, by communicating the critical audit matter below, providing a separate opinion on the critical audit matter or on the accounts or disclosures to which it relates.

*Sufficiency of audit evidence over revenue*

As discussed in Note 4 to the consolidated financial statements, the Company's revenue consists of the following types of revenue streams: i) transaction processing and services, ii) professional services, iii) software maintenance, iv) software license, and v) other recurring and non-recurring.

We identified the sufficiency of audit evidence over revenue as a critical audit matter. Evaluating the sufficiency of audit evidence required subjective auditor judgment because of the number of revenue streams, related revenue recognition processes, and the number of information technology (IT) applications utilized in the revenue recognition process to capture and aggregate the data.

Table of Content

The following are the primary procedures we performed to address this critical audit matter. Based on our knowledge of the Company, we applied auditor judgment to determine the nature and extent of procedures to be performed over revenue. Specifically, we:

- evaluated the design and tested the operating effectiveness of certain internal controls within relevant revenue recognition processes, including general IT controls and IT application controls
- involved IT professionals, who assisted in the identification and testing of certain IT systems and related controls that are used by the Company in its revenue recognition process
- selected certain individual contracts and read the underlying contract and other documents that were part of the contract for each selection and evaluated the consistency of the revenue recognition determinations with the Company's accounting policies and revenue recognition requirements
- assessed the recorded revenue by selecting a sample of transactions and comparing the amounts recognized for consistency with the Company's accounting policies and underlying documentation, including contracts with customers and other relevant and reliable third-party data
- evaluated the sufficiency of the audit evidence obtained by assessing the results of procedures performed over revenue.

/s/ KPMG LLP

We have served as the Company's auditor since 2004.

Jacksonville, Florida  
February 23, 2022

**FIDELITY NATIONAL INFORMATION SERVICES, INC.  
AND SUBSIDIARIES**  
**Consolidated Balance Sheets**  
**December 31, 2021 and 2020**  
**(In millions, except per share amounts)**

	2021	2020
<b>ASSETS</b>		
Current assets:		
Cash and cash equivalents	\$ 2,010	\$ 1,959
Settlement assets	4,020	3,914
Trade receivables, net of allowance for credit losses of \$76 and \$82, respectively	3,772	3,314
Other receivables	355	317
Prepaid expenses and other current assets	551	394
Total current assets	10,708	9,898
Property and equipment, net	949	887
Goodwill	53,330	53,268
Intangible assets, net	11,539	13,928
Software, net	3,299	3,370
Other noncurrent assets	2,137	1,574
Deferred contract costs, net	969	917
Total assets	\$ 82,931	\$ 83,842
<b>LIABILITIES, REDEEMABLE NONCONTROLLING INTEREST AND EQUITY</b>		
Current liabilities:		
Accounts payable, accrued and other liabilities	\$ 2,864	\$ 2,482
Settlement payables	5,295	4,934
Deferred revenue	779	881
Short-term borrowings	3,911	2,750
Current portion of long-term debt	1,617	1,314
Total current liabilities	14,466	12,361
Long-term debt, excluding current portion	14,825	15,951
Deferred income taxes	4,193	4,017
Other noncurrent liabilities	1,915	2,026
Total liabilities	35,399	34,355
Redeemable noncontrolling interest	174	174
Equity:		
FIS stockholders' equity:		
Preferred stock, \$0.01 par value, 200 shares authorized, none issued and outstanding as of December 31, 2021 and 2020	—	—
Common stock, \$0.01 par value, 750 shares authorized, 625 and 621 shares issued as of December 31, 2021 and 2020, respectively	6	6
Additional paid in capital	46,466	45,947
Retained earnings	2,889	3,440
Accumulated other comprehensive earnings (loss)	252	57
Treasury stock, \$0.01 par value, 16 and 1 common shares as of December 31, 2021 and 2020, respectively, at cost	(2,266)	(150)
Total FIS stockholders' equity	47,347	49,300
Noncontrolling interest	11	13
Total equity	47,358	49,313
Total liabilities, redeemable noncontrolling interest and equity	\$ 82,931	\$ 83,842

See accompanying notes, which are an integral part of these consolidated financial statements.

**FIDELITY NATIONAL INFORMATION SERVICES, INC.  
AND SUBSIDIARIES**  
**Consolidated Statements of Earnings**  
**Years Ended December 31, 2021, 2020 and 2019**  
**(In millions, except per share amounts)**

	<u>2021</u>	<u>2020</u>	<u>2019</u>
Revenue	\$ 13,877	\$ 12,552	\$ 10,333
Cost of revenue	<u>8,682</u>	<u>8,348</u>	<u>6,610</u>
Gross profit	5,195	4,204	3,723
Selling, general and administrative expenses	3,938	3,516	2,667
Asset impairments	<u>202</u>	<u>136</u>	<u>87</u>
Operating income	<u>1,055</u>	<u>552</u>	<u>969</u>
Other income (expense):			
Interest income	2	5	52
Interest expense	(216)	(339)	(389)
Other income (expense), net	<u>(52)</u>	<u>48</u>	<u>(219)</u>
Total other income (expense), net	<u>(266)</u>	<u>(286)</u>	<u>(556)</u>
Earnings (loss) before income taxes and equity method investment earnings (loss)	789	266	413
Provision (benefit) for income taxes	371	96	100
Equity method investment earnings (loss)	<u>6</u>	<u>(6)</u>	<u>(10)</u>
Net earnings	424	164	303
Net (earnings) loss attributable to noncontrolling interest	<u>(7)</u>	<u>(6)</u>	<u>(5)</u>
Net earnings attributable to FIS common stockholders	<u>\$ 417</u>	<u>\$ 158</u>	<u>\$ 298</u>
Net earnings per share-basic attributable to FIS common stockholders	<u>\$ 0.68</u>	<u>\$ 0.26</u>	<u>\$ 0.67</u>
Weighted average shares outstanding-basic	<u>616</u>	<u>619</u>	<u>445</u>
Net earnings per share-diluted attributable to FIS common stockholders	<u>\$ 0.67</u>	<u>\$ 0.25</u>	<u>\$ 0.66</u>
Weighted average shares outstanding-diluted	<u>621</u>	<u>627</u>	<u>451</u>

See accompanying notes, which are an integral part of these consolidated financial statements.

**FIDELITY NATIONAL INFORMATION SERVICES, INC.  
AND SUBSIDIARIES**

**Consolidated Statements of Comprehensive Earnings  
Years Ended December 31, 2021, 2020 and 2019**

(In millions)

	2021	2020	2019
Net earnings	\$ 424	\$ 164	\$ 303
Other comprehensive earnings (loss), before tax:			
Unrealized gain (loss) on derivatives	\$ 10	\$ 2	\$ (15)
Foreign currency translation adjustments	465	(78)	646
Other adjustments	4	5	(38)
Other comprehensive earnings (loss), before tax	479	(71)	593
Provision for income tax (expense) benefit related to items of other comprehensive earnings	(284)	161	(196)
Other comprehensive earnings (loss), net of tax	\$ 195	\$ 90	\$ 397
Comprehensive earnings (loss)	619	254	700
Net (earnings) loss attributable to noncontrolling interest	(7)	(6)	(5)
Comprehensive earnings (loss) attributable to FIS common stockholders	\$ 612	\$ 248	\$ 695

See accompanying notes, which are an integral part of these consolidated financial statements.

**FIDELITY NATIONAL INFORMATION SERVICES, INC.  
AND SUBSIDIARIES**

**Consolidated Statements of Equity  
Years ended December 31, 2021, 2020 and 2019  
(In millions, except per share amounts)**

	Amount								
	FIS Stockholders								
	Number of shares		Additional			Accumulated		Treasury	Noncontrolling
Common	Treasury	Common	paid in	Retained	comprehensive	stock	interest (1)		
	shares	shares	stock	capital	earnings	earnings (loss)			
Balances, December 31, 2018	433	(106)	\$ 4	\$ 10,800	\$ 4,528	\$ (430)	\$ (4,687)	\$ 7	\$10,222
Worldpay acquisition	180	109	2	34,040	—	—	5,042	11	\$39,095
Issuance of restricted stock	1	—	—	—	—	—	2	—	2
Exercise of stock options	1	1	—	117	—	—	46	—	163
Treasury shares held for taxes due upon exercise of stock awards	—	—	—	(1)	—	—	(55)	—	(56)
Purchases of treasury stock	—	(4)	—	—	—	—	(400)	—	(400)
Stock-based compensation	—	—	—	402	—	—	—	—	402
Cash dividends declared (\$1.40 per share) and other distributions	—	—	—	—	(658)	—	—	(7)	(665)
Other	—	—	—	—	(7)	—	—	—	(7)
Net earnings	—	—	—	—	298	—	—	5	303
Other comprehensive earnings (loss), net of tax	—	—	—	—	—	397	—	—	397
<b>Balances, December 31, 2019</b>	<b>615</b>	<b>—</b>	<b>\$ 6</b>	<b>\$ 45,358</b>	<b>\$ 4,161</b>	<b>\$ (33)</b>	<b>\$ (52)</b>	<b>\$ 16</b>	<b>\$49,456</b>
Issuance of restricted stock	2	—	—	(7)	—	—	7	—	—
Exercise of stock options	4	—	—	317	—	—	—	—	317
Treasury shares held for taxes due upon exercise of stock awards	—	(1)	—	(7)	—	—	(105)	—	(112)
Stock-based compensation	—	—	—	283	—	—	—	—	283
Cash dividends declared (\$1.40 per share) and other distributions	—	—	—	—	(873)	—	—	(7)	(880)
Other	—	—	—	3	(6)	—	—	—	(3)
Net earnings	—	—	—	—	158	—	—	4	162
Other comprehensive earnings (loss), net of tax	—	—	—	—	—	90	—	—	90
<b>Balances, December 31, 2020</b>	<b>621</b>	<b>(1)</b>	<b>\$ 6</b>	<b>\$ 45,947</b>	<b>\$ 3,440</b>	<b>\$ 57</b>	<b>\$ (150)</b>	<b>\$ 13</b>	<b>\$49,313</b>
Issuance of restricted stock	4	—	—	2	—	—	—	—	2
Exercise of stock options	—	—	—	128	—	—	—	—	128
Treasury shares held for taxes due upon exercise of stock awards	—	—	—	—	—	—	(120)	—	(120)
Purchases of treasury stock	—	(15)	—	—	—	—	(1,996)	—	(1,996)
Stock-based compensation	—	—	—	383	—	—	—	—	383
Cash dividends declared (\$1.56 per share) and other distributions	—	—	—	—	(968)	—	—	(9)	(977)
Other	—	—	—	6	—	—	—	—	6
Net earnings	—	—	—	—	417	—	—	7	424
Other comprehensive earnings (loss), net of tax	—	—	—	—	—	195	—	—	195
<b>Balances, December 31, 2021</b>	<b>625</b>	<b>(16)</b>	<b>\$ 6</b>	<b>\$ 46,466</b>	<b>\$ 2,889</b>	<b>\$ 252</b>	<b>\$ (2,266)</b>	<b>\$ 11</b>	<b>\$47,358</b>

(1) Excludes redeemable noncontrolling interest that is not considered equity. See Note 3, *Virtus Acquisition*, for additional information.

See accompanying notes, which are an integral part of these consolidated financial statements.

**FIDELITY NATIONAL INFORMATION SERVICES, INC.  
AND SUBSIDIARIES**  
**Consolidated Statements of Cash Flows**  
**Years ended December 31, 2021, 2020 and 2019**  
**(In millions)**

	2021	2020	2019
<b>Cash flows from operating activities:</b>			
Net earnings	\$ 424	\$ 164	\$ 303
Adjustment to reconcile net earnings to net cash provided by operating activities:			
Depreciation and amortization	4,015	3,714	2,444
Amortization of debt issue costs	30	31	24
Acquisition-related financing foreign exchange	—	—	(125)
Asset impairments	202	136	87
Loss (gain) on sale of businesses, investments and other	(227)	9	18
Loss on extinguishment of debt	528	—	217
Stock-based compensation	383	283	402
Deferred income taxes	(81)	(206)	(109)
Net changes in assets and liabilities, net of effects from acquisitions and foreign currency:			
Trade and other receivables	(552)	(75)	(161)
Settlement activity	653	862	(165)
Prepaid expenses and other assets	(526)	(278)	(112)
Deferred contract costs	(453)	(473)	(379)
Deferred revenue	23	58	40
Accounts payable, accrued liabilities, and other liabilities	391	217	(74)
Net cash provided by operating activities	<u>4,810</u>	<u>4,442</u>	<u>2,410</u>
<b>Cash flows from investing activities:</b>			
Additions to property and equipment	(320)	(263)	(200)
Additions to software	(931)	(866)	(628)
Acquisitions, net of cash acquired	(767)	(469)	(6,632)
Net proceeds from sale of businesses and investments	370	—	49
Other investing activities, net	(123)	684	(90)
Net cash provided by (used in) investing activities	<u>(1,771)</u>	<u>(914)</u>	<u>(7,501)</u>
<b>Cash flows from financing activities:</b>			
Borrowings	54,073	47,695	33,352
Repayment of borrowings and other financing obligations	(53,440)	(49,067)	(24,672)
Debt issuance costs	(74)	—	(101)
Net proceeds from stock issued under stock-based compensation plans	121	332	161
Treasury stock activity	(2,114)	(112)	(453)
Dividends paid	(961)	(868)	(656)
Other financing activities, net	(143)	(731)	(50)
Net cash provided by (used in) financing activities	<u>(2,538)</u>	<u>(2,751)</u>	<u>7,581</u>
Effect of foreign currency exchange rate changes on cash	(248)	42	18
Net increase (decrease) in cash, cash equivalents and restricted cash	253	819	2,508
Cash, cash equivalents and restricted cash, beginning of year	4,030	3,211	703
Cash, cash equivalents and restricted cash, end of year	<u>\$ 4,283</u>	<u>\$ 4,030</u>	<u>\$ 3,211</u>
<b>Supplemental cash flow information:</b>			
Cash paid for interest	<u>\$ 491</u>	<u>\$ 428</u>	<u>\$ 332</u>
Cash paid for income taxes	<u>\$ 440</u>	<u>\$ 282</u>	<u>\$ 321</u>

See accompanying notes, which are an integral part of these consolidated financial statements.

**FIDELITY NATIONAL INFORMATION SERVICES, INC.  
AND SUBSIDIARIES  
NOTES TO CONSOLIDATED FINANCIAL STATEMENTS**

*Unless stated otherwise or the context otherwise requires, all references to "FIS," "we," "our," "us," the "Company" or the "registrant" are to Fidelity National Information Services, Inc., a Georgia corporation, and its subsidiaries.*

**(1) Basis of Presentation**

FIS is a leading provider of technology solutions for merchants, banks and capital markets firms globally.

On July 31, 2019, FIS completed the acquisition of Worldpay Inc. ("Worldpay"), and Worldpay's results of operations and financial position are included in the consolidated financial statements from and after the date of acquisition. See Note 3 for additional discussion.

FIS reports its financial performance based on the following segments: Merchant Solutions, Banking Solutions, Capital Market Solutions, and Corporate and Other. The Company regularly assesses its portfolio of assets and reclassified certain non-strategic businesses from the Merchant Solutions, Banking Solutions, and Capital Market Solutions segments into the Corporate and Other segment during the year ended December 31, 2020. These operations represented approximately 3% of 2020 revenue and were recast in all prior-period segment information presented. See Note 21 for a summary of each segment.

Amounts in tables in the financial statements and accompanying footnotes may not sum or calculate due to rounding.

**(2) Summary of Significant Accounting Policies**

The following describes the significant accounting policies of the Company used in preparing the accompanying consolidated financial statements.

**(a) Principles of Consolidation and Management Estimates**

The consolidated financial statements include the accounts of FIS, its wholly-owned subsidiaries and subsidiaries that are majority-owned. All significant intercompany profits, transactions and balances have been eliminated in consolidation.

The preparation of these consolidated financial statements in conformity with U.S. generally accepted accounting principles requires management to make estimates and assumptions that affect the reported amounts of assets and liabilities and disclosure of contingent assets and liabilities at the date of the consolidated financial statements and the reported amounts of revenue and expenses during the reporting periods. Actual results could differ from those estimates. The inputs into management's critical and significant accounting estimates consider the economic impact of the outbreak of the novel coronavirus ("COVID-19") and the subsequently declared COVID-19 pandemic ("the pandemic") by the World Health Organization on March 11, 2020. The extent to which the pandemic further affects our results of operations and financial position will depend on future developments, which are highly uncertain and are difficult to predict, including, but not limited to, the duration and spread of the pandemic and any recurrence or new strain of COVID-19, its severity, the success of vaccines or other actions to contain the virus or treat its impact, and how quickly and to what extent normal economic and operating conditions can resume. Accordingly, our future results could be materially affected by changes in our estimates.

**(b) Cash and Cash Equivalents**

The Company considers all cash on hand, money market funds and other highly liquid investments with original maturities of three months or less to be cash and cash equivalents. As part of the Company's electronic funds transfer and network business, the Company provides cash settlement services to financial institutions and state and local governments. These services involve the movement of funds between the various parties associated with automated teller machines ("ATM"), point-of-sale or electronic benefit transactions ("EBT"), and this activity results in a balance due to the Company at the end of each business day that it recoups over the next few business days. The net in-transit balances due to the Company are included in Cash and cash equivalents on the consolidated balance sheets. The carrying amounts reported in the consolidated balance sheets for these instruments approximate their fair value.

The Company records restricted cash in captions other than Cash and cash equivalents in the consolidated balance sheets. The reconciliation between Cash and cash equivalents in the consolidated balance sheets and Cash, cash equivalents and

**FIDELITY NATIONAL INFORMATION SERVICES, INC.  
AND SUBSIDIARIES  
NOTES TO CONSOLIDATED FINANCIAL STATEMENTS - (Continued)**

restricted cash per the consolidated statements of cash flows is as follows (in millions):

	December 31.	
	2021	2020
Cash and cash equivalents on the consolidated balance sheets	\$ 2,010	\$ 1,959
Merchant float (in Settlement assets) (see Note 2(f))	2,273	2,071
Total Cash, cash equivalents and restricted cash per the consolidated statements of cash flows	\$ 4,283	\$ 4,030

**(c) Fair Value Measurements**

*Fair Value of Assets Acquired and Liabilities Assumed in Business Combinations*

In a business combination transaction, an acquirer recognizes, separately from goodwill, the identifiable assets acquired, liabilities assumed, and any noncontrolling interest in the acquiree and generally measures these items at their acquisition date fair values. Goodwill is recorded as the residual amount by which the purchase price exceeds the fair value of the net assets acquired. Fair values are determined using the framework outlined below under *Fair Value Hierarchy* and the methodologies addressed in the individual subheadings. If the initial accounting for a business combination is incomplete by the end of the reporting period in which the combination occurs, we report provisional amounts in the financial statements for the items for which the accounting is incomplete. Adjustments to provisional amounts initially recorded that are identified during the measurement period are recognized in the reporting period in which the adjustment amounts are determined. This includes any effect on earnings of changes in depreciation, amortization, or other income effects as a result of the change to the provisional amounts, calculated as if the accounting had been completed at the acquisition date. During the measurement period, we also recognize additional assets or liabilities if new information is obtained about facts and circumstances that existed as of the acquisition date that, if known, would have resulted in the recognition of those assets and liabilities as of that date. The measurement period ends the sooner of one year from the acquisition date or when we receive the information we were seeking about facts and circumstances that existed as of the acquisition date or learn that more information is not obtainable. Contingent consideration liabilities or receivables recorded in connection with business acquisitions are also adjusted for changes in fair value until settled.

*Fair Value of Financial Instruments*

The carrying amounts reported in the consolidated balance sheets for settlement assets and payables as well as short-term borrowings approximate their fair values because of their immediate or short-term maturities. The fair value of the Company's long-term debt is based on quoted prices of our senior notes and trades of our debt in close proximity to year end, which are considered Level 2-type measurements. The Company also holds, or has held, certain derivative instruments, specifically interest rate swaps and foreign currency exchange forward contracts, which are also valued using Level 2-type measurements. These estimates are subjective in nature and involve uncertainties and significant judgment in the interpretation of current market data. Therefore, the values presented are not necessarily indicative of amounts the Company could realize or settle currently.

*Fair Value Hierarchy*

The authoritative accounting literature defines fair value, establishes a framework for measuring fair value, and establishes a fair value hierarchy based on the quality of inputs used to measure fair value.

The fair value hierarchy includes three levels that are based on the priority of the inputs to the valuation technique. The fair value hierarchy gives the highest priority to quoted prices in active markets for identical assets or liabilities (Level 1 measurements) and the lowest priority to unobservable inputs (Level 3 measurements). If the inputs used to measure the fair value fall within different levels of the hierarchy, the categorization is based on the lowest level input that is significant to the fair value measurement of the asset or liability. The three levels of the fair value hierarchy are described below.

*Level 1.* Inputs to the valuation methodology are unadjusted quoted prices for identical assets or liabilities in active markets.

*Level 2.* Inputs to the valuation methodology include the following:

- Quoted prices for similar assets or liabilities in active markets;

**FIDELITY NATIONAL INFORMATION SERVICES, INC.  
AND SUBSIDIARIES  
NOTES TO CONSOLIDATED FINANCIAL STATEMENTS - (Continued)**

- Quoted prices for identical or similar assets or liabilities in inactive markets;
- Inputs other than quoted prices that are observable for the asset or liability;
- Inputs that are derived principally from, or corroborated by, observable market data by correlation or other means.

If the asset or liability has a specified (contractual) term, the Level 2 input must be observable for substantially the full term of the asset or liability.

*Level 3.* Inputs to the valuation methodology are unobservable and significant to the fair value measurement. Unobservable inputs are inputs that reflect the reporting entity's own assumptions about the assumptions market participants would use in pricing the asset or liability developed based on the best information available in the circumstances.

**(d) *Derivative Financial Instruments***

The Company records all derivatives, whether designated in hedging relationships or not, on the consolidated balance sheets at fair value. During all periods presented, the Company used cross-currency interest rate swaps to engage in hedging activities relating to its investment in foreign-currency-denominated operations. The Company designated these cross-currency interest rate swaps as net investment hedges. The Company also used interest rate swaps to engage in hedging activities relating to changes in the fair value of its long-term debt. The Company designated these interest rate swaps as fair value hedges. During 2019, the Company entered into foreign currency forward contracts as well as treasury lock and interest rate swap contracts to reduce the volatility in the Company's cash flows during the period leading up to the Company's debt issuances related to the Worldpay acquisition. The Company designated these treasury lock and interest rate swap contracts as cash flow hedges.

Derivative instruments are included in the accompanying consolidated balance sheets in Prepaid expenses and other current assets; Other noncurrent assets; Accounts payable, accrued and other liabilities; or Other noncurrent liabilities, as appropriate. Changes in fair value are recorded as a component of Accumulated other comprehensive earnings (loss), net of tax, for all derivative instruments except the fair value hedges, which are recorded as an adjustment to long-term debt, and the foreign currency forward contracts, which were recorded through Other income (expense), net. The amounts included in Accumulated other comprehensive earnings (loss) for the cash flow hedges are reclassified from comprehensive earnings (loss) as an adjustment to Unrealized gain (loss) on derivatives and into interest expense as yield adjustments over the periods in which the related interest payments that were hedged are made. As of December 31, 2021 and 2020, the Company had no outstanding cash flow hedge contracts. The Company also utilizes foreign-currency-denominated debt as non-derivative net investment hedges in order to reduce the volatility of the net investment value of its foreign currency-denominated operations. The change in fair value of the net investment hedges due to remeasurement of the effective portion, net of tax, is recorded as a component of Accumulated other comprehensive earnings (loss). Any ineffective portion of these hedging instruments impacts net earnings when the ineffectiveness occurs. See Notes 13 and 19 for additional details.

**(e) *Trade Receivables***

*Change in Accounting Policy*

The Company adopted FASB Accounting Standards Codification ("ASC") Topic 326, *Financial Instruments - Credit Losses* ("Topic 326"), with an adoption date of January 1, 2020. As a result, the Company changed its accounting policy for allowance for credit losses. The accounting policy pursuant to Topic 326 for credit losses is disclosed below. The adoption of Topic 326 resulted in an immaterial cumulative effect adjustment recorded in retained earnings as of January 1, 2020.

*Allowance for Credit Losses*

The Company monitors trade receivable balances and contract assets as well as other receivables and estimates the allowance for lifetime expected credit losses. Estimates of expected credit losses are based on historical collection experience and other factors, including those related to current market conditions and events. The allowance for credit losses is separate from the chargeback liability described in Note 16.

While the COVID-19 pandemic did not result in a significant increase in the Company's expected credit loss allowance recorded as of December 31, 2021 and 2020, it is reasonably possible that future developments related to the economic impact of the COVID-19 pandemic could have a material impact on management's estimates.

**FIDELITY NATIONAL INFORMATION SERVICES, INC.  
AND SUBSIDIARIES  
NOTES TO CONSOLIDATED FINANCIAL STATEMENTS - (Continued)**

**(f) Settlement Assets and Payables**

The principal components of the Company's settlement assets and payables on the consolidated balance sheets are as follows (in millions):

	December 31,	
	2021	2020
Settlement assets		
Settlement deposits	\$ 530	\$ 1,181
Merchant float	2,273	2,071
Settlement receivables	1,217	662
<b>Total Settlement assets</b>	<b>\$ 4,020</b>	<b>\$ 3,914</b>
Settlement payables	\$ 5,295	\$ 4,934

The payment solution services that give rise to the settlement balances described below are separate and distinct from those settlement activities referred to under (b) *Cash and Cash Equivalents*, where the services we provide primarily facilitate the movement of funds.

*Banking Solutions*

We manage certain payment services and programs and wealth management processes for our clients that require us to hold and manage client cash balances used to fund their daily settlement activity. Settlement deposits represent funds we hold that were drawn from our clients to facilitate settlement activities. Settlement receivables represent amounts funded by us. Settlement payables consist of settlement deposits from clients, settlement payables to third parties or clients, and outstanding checks related to our settlement activities for which the right of offset does not exist or we do not intend to exercise our right of offset. Our accounting policy for such outstanding checks is to include them in Settlement payables on the consolidated balance sheets and operating cash flows on the consolidated statements of cash flows.

*Merchant Solutions*

Settlement assets and payables represent intermediary balances arising from the settlement process which involves the transferring of funds between card issuers, merchants and various financial institutions ("Sponsoring Members"). Funds are processed under two models, a sponsorship model and a direct member model. In the U.S., the Company operates under the sponsorship model, and outside the U.S., the Company operates under the direct membership model.

Under the sponsorship model, in order for the Company to provide electronic payment processing services, Visa, MasterCard and other payment networks require sponsorship by a member clearing bank. The Company has an agreement with Sponsoring Members to provide sponsorship services to the Company. Under the sponsorship agreements, the Company is registered as a Visa Third-Party Agent and a MasterCard Service Provider. The sponsorship services allow us to route transactions under the Sponsoring Members' membership to clear card transactions through Visa, MasterCard and other networks. Under this model, the standards of the payment networks restrict us from performing funds settlement and, as such, require that these funds be in the possession of the Sponsoring Member until the merchant is funded. Accordingly, settlement receivables and settlement payables resulting from the submission of settlement files to the network or cash received from the network in advance of funding the network are the responsibility of the Sponsoring Member and are not recorded on the Company's consolidated balance sheets.

Settlement receivables and settlement payables are recorded in the U.S. as a result of intermediary balances due to/from the Sponsoring Member. The Company receives funds from certain networks which are owed to the Sponsoring Member for settlement. These funds are recorded in Cash and cash equivalents. In other cases, the Company transfers funds to the Sponsoring Member for settlement in advance of receiving funds from the network. These timing differences result in settlement receivables and settlement payables. The amounts are generally collected or paid the following one to three business days. Additionally, U.S. settlement receivables and settlement payables arise related to interchange expenses, merchant reserves and exception items.

**FIDELITY NATIONAL INFORMATION SERVICES, INC.**  
**AND SUBSIDIARIES**  
**NOTES TO CONSOLIDATED FINANCIAL STATEMENTS - (Continued)**

Under the direct membership model, the Company is a direct member in Visa, MasterCard and other payment networks as third party sponsorship to the networks is not required. This results in the Company performing settlement between the networks and the merchant and requires adherence to the standards of the payment networks in which the Company is a direct member. Merchant float, settlement receivables and settlement payables result when the Company submits the merchant file to the network or when funds are received by the Company in advance of paying the funds to the merchant. The amounts are generally collected or paid the following one to three business days. Merchant float represents cash balances the Company holds on behalf of merchants when the incoming amount from the card networks precedes when the funding to merchants falls due. Merchant float funds held in segregated accounts in a fiduciary capacity are considered restricted cash (see Note 2(b)).

**(g) Contract Related Balances**

The payment terms and conditions in our customer contracts may vary. In some cases, customers pay in advance of our delivery of solutions or services; in other cases, payment is due as services are performed or in arrears following the delivery of the solutions or services. Differences in timing between revenue recognition and invoicing result in accrued trade receivables, contract assets, or deferred revenue on our consolidated balance sheets. Trade receivables are accrued when revenue is recognized prior to invoicing but the right to payment is unconditional (i.e., only the passage of time is required). This occurs most commonly when software term licenses recognized at a point in time are paid for periodically over the license term. Contract assets result when amounts allocated to distinct performance obligations are recognized when or as control of a solution or service is transferred to the customer but invoicing is contingent on performance of other performance obligations or on completion of contractual milestones. Contract assets are transferred to trade receivables when the rights become unconditional, typically upon invoicing of the related performance obligations in the contract or upon achieving the requisite project milestone. Deferred revenue results from customer payments in advance of our satisfaction of the associated performance obligation(s) and relates primarily to prepaid maintenance or other recurring services. Deferred revenue is relieved as revenue is recognized. Contract assets and deferred revenue are reported on a contract-by-contract basis at the end of each reporting period. At December 31, 2021 and 2020, contract assets of \$238 million and \$186 million, respectively, are included in Prepaid expenses and other current assets and Other noncurrent assets on the consolidated balance sheets, and noncurrent deferred revenue is included in Other noncurrent liabilities as detailed in Note 11. Changes in the contract assets and deferred revenue balances for the years ended December 31, 2021 and 2020, were not materially impacted by any factors other than those described above. In some cases, signing bonuses are paid, or credits are offered, to customers in connection with the origination or renewal of customer contracts. These incentives are recorded as Other noncurrent assets on our consolidated balance sheets and amortized on a straight-line basis as a reduction of revenue over the lesser of the useful life of the solution or the expected customer relationship period for new contracts or over the contract period for renewal contracts.

**(h) Goodwill**

Goodwill represents the excess of cost over the fair value of identifiable assets acquired and liabilities assumed in business combinations. Goodwill is not amortized but is assessed for impairment by reporting unit. The Company assesses goodwill for impairment on an annual basis during the fourth quarter or more frequently if circumstances indicate potential impairment. An impairment charge is recognized when and to the extent a reporting unit's carrying amount is determined to exceed its fair value. Our reporting units are the same as our primary operating segments, with additional reporting units for certain non-strategic businesses within the Corporate and Other segment.

The Company has the option to first assess qualitatively whether it is more likely than not that a reporting unit's carrying amount exceeds its fair value. The option of whether to perform the qualitative assessment is made annually and may vary by reporting unit. Events and circumstances that are considered in performing the qualitative assessment include macroeconomic conditions, industry and market conditions, cost factors, overall financial performance, events affecting the reporting unit or Company as a whole, including a sustained decrease in stock price. When performing the qualitative assessment, we examine those factors most likely to affect each reporting unit's fair value. If we conclude that it is more likely than not that the reporting unit's fair value is less than its carrying amount (that is, a likelihood of more than 50 percent) as a result of the qualitative assessment, or we elect to bypass the qualitative assessment for a reporting unit, then we must perform the quantitative assessment for that reporting unit.

In applying the quantitative assessment, we typically engage third-party valuation specialists to assist us in determining the fair value of a reporting unit based on a weighted average of multiple valuation techniques, principally a combination of an income approach and a market approach, which are Level 3-type measurements. The income approach calculates a value based upon the present value of estimated future cash flows, while the market approach uses earnings multiples of similarly situated

**FIDELITY NATIONAL INFORMATION SERVICES, INC.**  
**AND SUBSIDIARIES**  
**NOTES TO CONSOLIDATED FINANCIAL STATEMENTS - (Continued)**

guideline public companies. If the fair value of the reporting unit determined using the quantitative analysis exceeds the carrying amount of the reporting unit's net assets, goodwill is not impaired.

For each of 2021 and 2019, we began our annual assessment with the qualitative assessment and concluded that it remained more likely than not that the fair value of each of our reporting units continued to exceed the carrying amounts. For 2020, we began our annual assessment for the Banking Solutions and Capital Market Solutions reporting units with qualitative assessments and concluded that it remained more likely than not that the fair value of each of the reporting units continued to exceed their respective carrying amounts. For Merchant Solutions, we began our 2020 annual assessment with a quantitative assessment due to the economic impact of the COVID-19 pandemic on our Merchant Solutions business and its primary operations being recently acquired as part of the Worldpay acquisition. As a result of the assessment, the fair value of the reporting unit was estimated to be in excess of its carrying amount by approximately 4%. Based on the results of our assessments, \$94 million of goodwill related to certain non-strategic businesses within the Corporate and Other segment was impaired in 2020. For all other reporting units for all periods presented, goodwill was not impaired.

In addition, due to the continued economic impact of the COVID-19 pandemic, we evaluated if events and circumstances as of December 31, 2021, indicated potential impairment. We performed a qualitative assessment by examining factors most likely to affect our reporting units' fair values and considered the impact to our business from the COVID-19 pandemic. The factors examined involve significant use of management judgment and included, among others, (1) forecasted revenue, growth rates, operating margins, and capital expenditures used to calculate estimated future cash flows, (2) future economic and market conditions and (3) FIS' market capitalization. Based on our impairment assessment as of December 31, 2021, we concluded that it remained more likely than not that the fair value continues to exceed the carrying amount for each of our reporting units; therefore, goodwill was not impaired.

However, it is reasonably possible that future developments related to the economic impact of the COVID-19 pandemic on our Merchant Solutions business, such as an extended duration of the pandemic and/or government-imposed shutdowns, prolonged economic downturn or recession, or lack of governmental support for recovery, could have a material impact on one or more of the estimates and assumptions used to evaluate goodwill impairment and could result in future goodwill impairment.

**(i) Long-Lived Assets**

Long-lived assets and intangible assets with finite useful lives are reviewed for impairment whenever events or changes in circumstances indicate that the carrying amount of an asset may not be recoverable. Recoverability of assets to be held and used is measured by comparison of the carrying amount of an asset to estimated undiscounted future cash flows expected to be generated by the asset, which are Level 3-type measurements. If the carrying amount of an asset exceeds its estimated future cash flows, an impairment charge is recognized in the amount by which the carrying amount of the asset exceeds the fair value of the asset. During 2020, the Company recognized impairment losses totaling \$42 million on certain long-lived assets related to reducing office space, including \$30 million for operating lease right-of-use assets. There were no significant long-lived asset impairment losses recognized during 2021 and 2019.

**(j) Intangible Assets**

The Company has intangible assets that consist primarily of customer relationships and trademarks (i.e., a collective term for trademarks, trade names, and related intellectual property rights) that are recorded in connection with acquisitions at their fair value based on the results of valuation analyses. Customer relationships and trademarks acquired in business combinations are generally valued using the multi-period excess earnings method and relief-from-royalty method, respectively, which are Level 3-type measurements. Customer relationships are amortized over their estimated useful lives using an accelerated method that takes into consideration expected customer attrition rates up to a 10-year period. Trademarks with finite lives are amortized over periods ranging up to five years. Intangible assets with finite lives are reviewed for impairment following the same approach as long-lived assets.

**(k) Software**

Software includes software acquired in business combinations, purchased software and capitalized software development costs. Software acquired in business combinations is generally valued using the relief-from-royalty method, a Level 3-type measurement. Purchased software is recorded at cost and amortized using the straight-line method over its estimated useful life, and software acquired in business combinations is recorded at its fair value and amortized using straight-line or accelerated methods over its estimated useful life, typically ranging from one to 10 years.

**FIDELITY NATIONAL INFORMATION SERVICES, INC.  
AND SUBSIDIARIES  
NOTES TO CONSOLIDATED FINANCIAL STATEMENTS - (Continued)**

The capitalization of software development costs is based on whether the software is to be sold, leased or otherwise marketed, or if the software is for internal use. After the technological feasibility of the software has been established (for software to be marketed) or at the beginning of application development (for internal-use software), software development costs, which primarily include salaries and related payroll costs and costs of independent contractors incurred during development, are capitalized. Research and development costs incurred prior to the establishment of technological feasibility (for software to be marketed) or prior to application development (for internal-use software), are expensed as incurred. Software development costs are amortized on a solution-by-solution basis commencing on the date of general release (for software to be marketed) or the date placed in service (for internal-use software). Software development costs for software to be marketed are amortized using the greater of (1) the straight-line method over its estimated useful life, which typically ranges from three to 10 years, or (2) the ratio of current revenue to total anticipated revenue over its useful life. The Company assesses the recorded value of software to be marketed for impairment on a regular basis by comparing the carrying value to the estimated future cash flows to be generated by the underlying software asset (i.e., a net realizable value analysis) and reviews internal-use software for recoverability pursuant to long-lived asset guidance discussed above.

See Note 8 for software asset impairment losses recognized during 2021 and 2019, and incremental software amortization expense recognized during 2021. There were no material software asset impairment losses recognized during 2020.

**(l) Deferred Contract Costs**

The Company incurs costs as a result of both the origination and fulfillment of our contracts with customers. Origination costs relate primarily to the payment of sales commissions that are directly related to sales transactions. Fulfillment costs include the cost of implementation services related to software as a service ("SaaS") and other cloud-based arrangements when the implementation service is not distinct from the ongoing service. When origination costs and fulfillment costs that will be used to satisfy future performance obligations are directly related to the execution of our contracts with customers, and the costs are recoverable under the contract, the costs are capitalized as a deferred contract cost. Impairment losses are recognized if the carrying amounts of the deferred contract costs are not recoverable.

Origination costs for contracts that contain a distinct software license recognized at a point in time are allocated between the license and all other performance obligations of the contract and amortized according to the pattern of performance for the respective obligations. Otherwise, origination costs are capitalized as a single asset for each contract or portfolio of similar contracts and amortized using an appropriate single measure of performance considering all of the performance obligations in the contracts. The Company amortizes origination costs over the expected benefit period to which the deferred contract cost relates. Origination costs related to initial contracts with a customer are amortized over the lesser of the useful life of the solution or the expected customer relationship period. Commissions paid on renewals are amortized over the renewal period. Capitalized fulfillment costs are amortized over the lesser of the useful life of the solution or the expected customer relationship period.

See Note 9 for deferred contract cost asset impairment losses and incremental amortization expense recognized during 2021. There were no significant deferred contract cost asset impairment losses recognized during 2020 or 2019.

**(m) Property and Equipment**

Property and equipment is recorded at cost, less accumulated depreciation and amortization. Depreciation and amortization are computed primarily using the straight-line method based on the estimated useful lives of the related assets typically as follows: 30 years for buildings and three to seven years for furniture, fixtures and computer equipment. Leasehold improvements are amortized using the straight-line method over the lesser of the initial term of the applicable lease or the estimated useful lives of such assets.

**(n) Income Taxes**

The Company recognizes deferred income tax assets and liabilities for temporary differences between the financial reporting basis and the tax basis of the Company's assets and liabilities and expected benefits of using net operating loss and credit carryforwards. Deferred income tax assets and liabilities are measured using enacted tax rates expected to apply to taxable income in the years in which those temporary differences are expected to be recovered or settled. The impact on deferred income taxes of changes in tax rates and laws, if any, is reflected in the consolidated financial statements in the period enacted. A valuation allowance is established for any portion of a deferred income tax asset for which management believes it is

**FIDELITY NATIONAL INFORMATION SERVICES, INC.**  
**AND SUBSIDIARIES**  
**NOTES TO CONSOLIDATED FINANCIAL STATEMENTS - (Continued)**

more likely than not that the Company will not be able to realize the benefits of all or a portion of that deferred income tax asset. Certain of the Company's earnings are indefinitely reinvested offshore and could be subject to additional income tax if repatriated. It is not practicable to determine the unrecognized deferred tax liability on a hypothetical distribution of those earnings.

**(o) Operating Leases**

The Company leases certain of its property, primarily real estate, under operating leases. Operating lease right-of-use ("ROU") assets are included in Other noncurrent assets, and operating lease liabilities are included in Accounts payable, accrued and other liabilities and Other noncurrent liabilities on the consolidated balance sheets. ROU assets represent the Company's right to use an underlying asset for the lease term, and lease liabilities represent the Company's obligation to make lease payments arising from the lease. Operating lease ROU assets and liabilities are recognized at commencement date based on the present value of fixed lease payments over the lease term. Operating lease ROU assets also include any prepaid lease payments and exclude lease incentives received. The Company uses an incremental borrowing rate based on information available at commencement date in determining the present value of lease payments. Lease term for accounting purposes may include options to extend (generally ranging from one to five years) or to terminate the lease when it is reasonably certain that the Company will exercise that option. For certain equipment leases, the Company applies a portfolio approach to effectively account for the operating lease ROU assets and liabilities. Lease agreements may include lease and related non-lease components, which are accounted for as a single lease component. Fixed costs included in the measurement of ROU assets are recognized as operating lease cost generally on a straight-line basis over the lease term. Certain leases require the Company to pay taxes, insurance, maintenance and other operating expenses associated with the leased asset. Such amounts are not included in the measurement of the ROU assets and lease liabilities to the extent they are variable in nature; instead, they are recognized as variable lease cost when incurred.

**(p) Revenue Recognition**

The Company generates revenue in a number of ways, including from the delivery of account- or transaction-based processing, SaaS, business process as a service ("BPaaS"), cloud offerings, software licensing, software-related services and professional services.

The Company enters into arrangements with customers to provide services, software and software-related services such as maintenance, implementation and training either individually or as part of an integrated offering of multiple services. The Company assesses the solutions and services promised in its contracts with customers and identifies a performance obligation for each promise to transfer to the customer a solution or service (or bundle of solutions or services) that is distinct - i.e., if a solution or service is separately identifiable from other items in the bundled package and if a customer can benefit from it on its own or with other resources that are readily available to the customer. To identify its performance obligations, the Company considers all of the solutions or services promised in the contract regardless of whether they are explicitly stated or are implied by customary business practices. The Company recognizes revenue when or as it satisfies a performance obligation by transferring control of a solution or service to a customer.

Revenue is measured based on the consideration that the Company expects to receive in a contract with a customer. The Company's contracts with its customers frequently contain variable consideration. Variable consideration exists when the amount which the Company expects to receive in a contract is based on the occurrence or non-occurrence of future events, such as processing services performed under usage-based pricing arrangements or professional services billed on a time-and-materials basis. Variable consideration is also present in certain transactions in the form of discounts, credits, price concessions, penalties, and similar items. If the amount of a discount or rebate in a contract is fixed and not contingent, that discount or rebate is not variable consideration. The Company estimates variable consideration in its contracts primarily using the expected value method. In some contracts, the Company applies the most likely amount method by considering the single most likely amount in a limited range of possible consideration amounts. The Company develops estimates of variable consideration on the basis of both historical information and current trends. Variable consideration included in the transaction price is constrained such that a significant revenue reversal is not probable.

Taxes collected from customers and remitted to governmental authorities are not included in revenue. Postage costs associated with print and mail services are accounted for as a fulfillment cost and are included in cost of revenue.

Technology or service components from third parties are frequently embedded in or combined with our applications or service offerings. We are often responsible for billing the client in these arrangements and transmitting the applicable fees to the

**FIDELITY NATIONAL INFORMATION SERVICES, INC.**  
**AND SUBSIDIARIES**  
**NOTES TO CONSOLIDATED FINANCIAL STATEMENTS - (Continued)**

third party. The Company determines whether it is responsible for providing the third-party solution or service as a principal or for arranging for the solution or service to be provided by the third party as an agent. Judgment is applied to determine whether we are the principal or the agent by evaluating whether the Company has control of the solution or service prior to it being transferred to the customer. The principal versus agent assessment is performed at the performance obligation level. Indicators that the Company considers in determining if it has control include whether the Company is primarily responsible for fulfilling the promise to provide the specified solution or service to the customer, the Company has inventory risk and the Company has discretion in establishing the price the customer ultimately pays for the solution or service. Depending upon the level of our contractual responsibilities and obligations for delivering solutions to end customers, we have arrangements where we are the principal and recognize the gross amount billed to the customer and other arrangements where we are the agent and recognize the net amount retained.

The total transaction price of a contract is allocated to each performance obligation in a manner depicting the amount of consideration to which the Company expects to be entitled in exchange for transferring the solution(s) or service(s) to the customer (the "allocation objective"). If the allocation objective is met at contractual prices, no allocation adjustments from contract prices are made. Otherwise, the Company reallocates the transaction price to each performance obligation identified in the contract on a relative standalone selling price basis, except when the criteria are met for allocating variable consideration to one or more, but not all, performance obligations in the contract. The Company allocates variable consideration to one or more, but not all, performance obligations when the terms of the variable payment relate specifically to the Company's efforts to satisfy the performance obligation (or transfer the distinct solution or service) and when such allocation is consistent with the allocation objective when considering all performance obligations in the contract. Determining whether the criteria for allocating variable consideration to one or more, but not all, performance obligations in the contract requires significant judgment and may affect the timing and amount of revenue recognized.

To determine the standalone selling price of its promised solutions or services, the Company conducts a regular analysis to determine whether various solutions or services have an observable standalone selling price. If the Company does not have an observable standalone selling price for a particular solution or service, then the standalone selling price for that particular solution or service is estimated using all information that is reasonably available and maximizing observable inputs using approaches including historical pricing, cost plus a margin, adjusted market assessment, and a residual approach.

The following describes the nature of the Company's primary types of revenue and the revenue recognition policies and significant payment terms as they pertain to the types of transactions the Company enters into with its customers.

*Transaction Processing and Services Revenue*

Transaction processing and services revenue is primarily comprised of payment processing, data processing, application management, and outsourced services, including our SaaS, BPaaS and cloud offerings. Revenue from transaction processing and services is recurring and is typically volume or activity based depending on factors such as the number of payments, transactions, accounts or trades processed, number of users, number of hours of services or amount of computer resources used. Fees may include tiered pricing structures with the base tier representing a minimum monthly usage fee. Pricing within the tiers typically resets on a monthly basis, and minimum monthly volumes are generally met or exceeded. Contract lengths for processing services typically span one or more years; however, when distinct hosting services are offered, they are often cancelable without a significant penalty with 30-days' notice. Payment is generally due in advance or in arrears on a monthly or quarterly basis and may include fixed or variable payment amounts depending on the specific payment terms and activity in the period.

For processing services revenue, the nature of the Company's promise to the customer is to stand ready to provide continuous access to the Company's processing platforms and perform an unspecified quantity of outsourced and transaction processing services for a specified term or terms. Accordingly, processing services are generally viewed as a stand-ready performance obligation comprised of a series of distinct daily services. The Company typically satisfies its processing services performance obligations over time as the services are provided. A time-elapsed output method is used to measure progress because the Company's efforts are expended evenly throughout the period given the nature of the promise is a stand-ready service. The Company has evaluated its variable payment terms related to its processing services revenue accounted for as a series of distinct days of service and concluded that they generally meet the criteria for allocating variable consideration entirely to one or more, but not all, performance obligations in a contract. Accordingly, when the criteria are met, variable amounts based on the number and type of services performed during a period are allocated to, and recognized on, the day in which the Company performs the related services. Fixed fees for processing services are generally recognized ratably over the contract period.

**FIDELITY NATIONAL INFORMATION SERVICES, INC.  
AND SUBSIDIARIES  
NOTES TO CONSOLIDATED FINANCIAL STATEMENTS - (Continued)**

Processing revenue also includes network, interchange, and other pass-through fees. Pass-through fees generally represent variable consideration and are allocated to, and recognized on, the day on which the related services are performed. Pass-through fees are billed monthly. Network and interchange fees are presented on a net basis; other pass through fees may be recorded on either a gross or a net basis depending on whether the Company is acting as a principal or an agent.

*Software Maintenance Revenue*

Software maintenance is comprised of technical support services and unspecified software updates and upgrades provided on a when-and-if-available basis. Software maintenance revenue is generally based on fixed fees. Payment terms are typically annually, quarterly, or monthly in advance. Contract terms vary and can span multiple years. The Company generally satisfies its maintenance-related performance obligations evenly using a time-elapsed output method over the contract term given there is no discernible pattern of performance.

*Other Recurring Revenue*

Other recurring revenue is comprised primarily of services provided by dedicated personnel resources who work full time at client sites and under the client's direction. Revenue from dedicated resource agreements is generally based on fixed monthly fees per resource. Payment terms are typically annually, quarterly, or monthly in advance. Contract terms vary and can span multiple years. The Company generally satisfies its dedicated resource obligations evenly using a time-elapsed output method over the contract term given there is no discernible pattern of performance.

*Software License Revenue*

The Company's software licenses generally have significant stand-alone functionality to the customer upon delivery and are considered to be functional intellectual property. Additionally, the nature of the Company's promise in granting these software licenses to a customer is typically to provide the customer a right to use the Company's intellectual property. The Company's software licenses are generally considered distinct performance obligations. Revenue allocated to software licenses is typically recognized at a point in time upon delivery of the license and is non-recurring. Contracts that contain software licenses often have non-standard terms that require significant judgments that may affect the amount and timing of revenue recognized.

When a software license requires frequent updates that are integral to maintaining the utility of the license to the customer, the Company combines the software license and the maintenance into a single performance obligation, and revenue for the combined performance obligation is recognized in Other recurring revenue as the maintenance is provided, consistent with the treatment described for maintenance above. When a software license contract also includes professional services that provide significant modification or customization of the software license, the Company combines the software license and professional services into a single performance obligation, and revenue for the combined performance obligation is recognized as the professional services are provided, consistent with the methods described below for professional services revenue.

The Company has contracts where the licensed software is offered in conjunction with hosting services. The licensed software may be considered a separate performance obligation from the hosting services if the customer can take possession of the software during the contractual term without incurring a significant penalty and if it is feasible for the customer to run the software on its own infrastructure or hire a third party to host the software. If the licensed software and hosting services are separately identifiable, license revenue is recognized when the hosting services commence and it is within the customer's control to obtain a copy of the software. If the software license is not separately identifiable from the hosting service, then the related revenue for the combined performance obligation is recognized ratably over the hosting period and classified as processing revenue.

Occasionally, the Company offers extended payment terms on its license transactions and evaluates whether any potential significant financing components exist. For certain of its business units, the Company will provide a software license through a rental model wherein the customer generally pays for the software license and maintenance in monthly or quarterly installments as opposed to an upfront software license fee. Revenue recognition under these arrangements follows the same recognition pattern as the arrangements outlined above. Judgment is required to determine whether these arrangements contain a significant financing component. The Company evaluates whether there is a significant difference between the amount of promised consideration over the rental term and the cash selling price of the software license, the degree to which financing is the reason for any such difference, and the overall impact of the time value of money on the transaction. If we conclude a significant financing component exists, then the transaction price is adjusted for the time value of money at the Company's incremental

**FIDELITY NATIONAL INFORMATION SERVICES, INC.**  
**AND SUBSIDIARIES**  
**NOTES TO CONSOLIDATED FINANCIAL STATEMENTS - (Continued)**

borrowing rate by recording a contract asset and interest income. The Company does not adjust the promised amount of consideration for the effects of the time value of money if the difference between the promised consideration and the cash selling price arises for reasons other than the provision of finance or it is expected, at contract inception, that the period between when the Company transfers a promised solution or service to a customer and when the customer pays for that solution or service will be one year or less.

*Professional Services Revenue*

Professional services revenue is comprised of implementation, conversion, and programming services associated with the Company's data processing and application management agreements and implementation or installation services related to licensed software. Although this revenue is non-recurring in nature, it is generally recognized over time, with service durations spanning from several weeks to several years, depending on the scope and complexity of the work. Payment terms for professional services may be based on an upfront fixed fee, fixed upon the achievement of milestones, or on a time-and-materials basis.

In assessing whether implementation services provided on data processing, application management or software agreements are a distinct performance obligation, the Company considers whether the services are both capable of being distinct (i.e., the customer can benefit from the services alone or in combination with other resources that are readily available to the customer) and distinct within the context of the contract (i.e., the services are separately identifiable from the other performance obligations in the contract). Implementation services and other professional services are typically considered distinct performance obligations. However, when these services involve significant customization or modification of an underlying solution or offering, or if the services are complex and not available from a third-party provider and must be completed prior to a customer having the ability to benefit from a solution or offering, then such services and the underlying solution or offering will be accounted for as a combined performance obligation.

The Company's professional services that are accounted for as distinct performance obligations and that are billed on a fixed fee basis are typically satisfied as services are rendered; thus, the Company uses a cost-based input method, such as cost-to-cost or efforts expended (labor hours), to provide a faithful depiction of the transfer of those services. For professional services that are distinct and billed on a time-and-materials basis, revenue is generally recognized using an output method that corresponds with the time and materials billed and delivered, which is reflective of the transfer of the services to the customer. Professional services that are not distinct from an associated solution or offering are recognized over the common measure of progress for the overall performance obligation (typically a time-elapsed output measure that corresponds to the period over which the solution or offering is made available to the customer).

*Other Non-recurring Revenue*

Other non-recurring revenue is comprised primarily of hardware, one-time card production, and early termination fees. The Company typically does not stock in inventory the hardware solutions sold but arranges for delivery of hardware from third-party suppliers. The Company determines whether hardware delivered from third-party suppliers should be recognized on a gross or net basis by evaluating whether the Company has control of the solution or service prior to it being transferred to the customer. Equipment and one-time card production revenue is generally recognized at a point in time upon delivery. Early contract terminations are treated as contract modifications. Early termination fees are added to a contract's transaction price once it becomes likely that liquidated damages will be charged to a customer, typically upon notification of early termination. Early termination fees are recognized over the remaining period of the related performance obligation(s).

*Material Rights*

Some of the Company's contracts with customers include options for the customer to acquire additional solutions or services in the future, including options to renew existing services. Options may represent a material right to acquire solutions or services if the discount is incremental to the range of discounts typically given for those solutions or services to that class of customer in that geographical area or market and if the customer would not have obtained the option without entering into the contract. If deemed to be a material right, the Company will account for the material right as a separate performance obligation and determine the standalone selling price based on directly observable prices when available. If the standalone selling price is not directly observable, then the Company estimates the standalone selling price to be equal to the discount that the customer would obtain by exercising the option, as adjusted for any discount that the customer would receive without exercising the option and for the likelihood that the option will be exercised.

**FIDELITY NATIONAL INFORMATION SERVICES, INC.  
AND SUBSIDIARIES  
NOTES TO CONSOLIDATED FINANCIAL STATEMENTS - (Continued)**

**(q) Cost of Revenue and Selling, General and Administrative Expenses**

Cost of revenue includes payroll, employee benefits, occupancy costs and other costs associated with personnel employed in customer service and service delivery roles, including program design and development and professional services. Cost of revenue also includes data processing costs, amortization of software, customer relationship and trademark intangible assets, and depreciation on operating assets.

Selling, general and administrative expenses include payroll, employee benefits, occupancy and other costs associated with personnel employed in sales, marketing, human resources, finance, risk management and other administrative roles. Selling, general and administrative expenses also include depreciation on non-operating corporate assets as well as advertising and other marketing-related program costs.

**(r) Stock-Based Compensation Plans**

The Company accounts for stock-based compensation plans using the fair value method. Thus, compensation cost is measured based on the fair value of the award at the grant date and is recognized over the service period. Certain of our stock awards also contain performance conditions. In those circumstances, compensation cost is recognized over the service period when it is probable the outcome of that performance condition will be achieved. If the Company concludes at any point prior to completion of the requisite service period that it is not probable that the performance condition will be met, any previously recorded expense is reversed. Certain of our stock awards contain market conditions. In those circumstances, compensation cost is recognized over the service period and is not reversed even if the award does not become exercisable because the market condition is not achieved.

**(s) Foreign Currency Translation**

The functional currency for the foreign operations of the Company is either the U.S. Dollar or the local foreign currency. For foreign operations where the local currency is the functional currency, the translation into U.S. Dollars for consolidation is performed for balance sheet accounts using exchange rates in effect at the balance sheet date and for revenue and expense accounts using the average exchange rate during the period. The adjustments resulting from the translation are included in Accumulated other comprehensive earnings (loss) in the consolidated statements of equity and consolidated statements of comprehensive earnings and are excluded from net earnings.

Gains or losses resulting from measuring foreign currency transactions into the respective functional currency are included in Other income (expense), net in the consolidated statements of earnings.

**(t) Net Earnings per Share**

The basic weighted average shares and common stock equivalents for the years ended December 31, 2021, 2020 and 2019 are computed using the treasury stock method.

Net earnings and earnings per share for the years ended December 31, 2021, 2020 and 2019 are as follows (in millions, except per share data):

	Year ended December 31,		
	2021	2020	2019
Net earnings attributable to FIS common stockholders	\$ 417	\$ 158	\$ 298
Weighted average shares outstanding-basic	616	619	445
Plus: Common stock equivalent shares	5	8	6
Weighted average shares outstanding-diluted	621	627	451
Net earnings per share-basic attributable to FIS common stockholders	\$ 0.68	\$ 0.26	\$ 0.67
Net earnings per share-diluted attributable to FIS common stockholders	\$ 0.67	\$ 0.25	\$ 0.66

Options to purchase approximately 2 million, 1 million and 1 million shares of our common stock for the years ended December 31, 2021, 2020 and 2019, respectively, were not included in the computation of diluted earnings per share because they were anti-dilutive.

**FIDELITY NATIONAL INFORMATION SERVICES, INC.  
AND SUBSIDIARIES  
NOTES TO CONSOLIDATED FINANCIAL STATEMENTS - (Continued)**

**(u) Certain Reclassifications**

Certain reclassifications have been made in the 2020 and 2019 consolidated financial statements to conform to the classifications used in 2021.

**(3) Acquisitions**

***Payrix Acquisition***

On December 23, 2021, FIS acquired 100% of the equity of Payrix Holdings, LLC, and subsidiaries ("Payrix"), previously a privately held fintech company that specializes in embedding and monetizing payments in SaaS platforms to serve the eCommerce needs of small- to medium-sized businesses through a global card-not-present offering. The acquisition was accounted for as a business combination. We recorded a provisional allocation of the \$777 million purchase price, primarily paid in cash, to tangible and identifiable intangible assets acquired and liabilities assumed based on their estimated fair values, consisting primarily of \$132 million in software assets. We also recorded \$620 million in goodwill. Our purchase price allocation is provisional as of December 31, 2021, and we expect to finalize as soon as practicable, but no later than one year from the date of acquisition.

***Virtus Acquisition***

On January 2, 2020, FIS acquired a majority interest in Virtus Partners ("Virtus"), previously a privately held company that provides high-value managed services and technology to the credit and loan market. FIS acquired a 70% voting and financial interest in Virtus with 30% interest retained by the founders of Virtus ("Founders"). The acquisition was accounted for as a business combination. We recorded an allocation of the \$404 million cash purchase price and the \$173 million fair value of redeemable noncontrolling interest to tangible and identifiable intangible assets acquired and liabilities assumed based on their fair values, consisting primarily of \$254 million in customer relationships and \$51 million in software assets. We also recorded \$253 million in goodwill. The Company completed its assessment of the fair value of assets acquired and liabilities assumed within the one-year period from the date of acquisition.

We recorded the 30% interest retained by the Founders at the acquisition date as redeemable noncontrolling interest, which is reflected outside of stockholders' equity on the consolidated balance sheet, given the agreement between FIS and the Founders that provides FIS with a call option and the Founders with a put option requiring FIS to purchase all of the Founders' retained interest in Virtus at a redemption value determined pursuant to performance goals stated in the agreement. The call option and put option are exercisable at any time after two years and three years, respectively, following the acquisition date. Changes in the estimated redemption value are accreted through equity from the acquisition date to the date the call option becomes exercisable, to the extent the estimated redemption value is greater than the initial redeemable noncontrolling interest value recorded, as adjusted for the Founders' share of the cumulative impact of net earnings (loss).

***Worldpay Acquisition***

On July 31, 2019, FIS completed the acquisition of Worldpay by acquiring 100 percent of Worldpay's equity. The Worldpay acquisition brought an integrated technology platform with a comprehensive suite of solutions and services serving merchants and financial institutions and provided FIS with enhanced global payment capabilities, robust risk and fraud solutions and advanced data analytics. The \$48,245 million purchase price for the Worldpay acquisition was accounted for as a business combination.

***Unaudited Supplemental Pro Forma Results Giving Effect to the Worldpay Acquisition***

Worldpay's revenues and pre-tax loss of \$1,880 million and \$436 million, respectively, which include the impact of purchase accounting adjustments, are included in the consolidated statements of earnings for the period from July 31, 2019 through December 31, 2019.

**FIDELITY NATIONAL INFORMATION SERVICES, INC.  
AND SUBSIDIARIES  
NOTES TO CONSOLIDATED FINANCIAL STATEMENTS - (Continued)**

Unaudited supplemental pro forma results of operations for the years ended December 31, 2019, assuming the acquisition had occurred as of January 1, 2018, are presented below (in millions, except per share amounts):

	Year ended December 31, 2019
Revenue	\$ 12,724
Net earnings (loss) attributable to FIS common stockholders	\$ 254
Net earnings (loss) per share-basic attributable to FIS common stockholders	\$ 0.41
Net earnings (loss) per share-diluted attributable to FIS common stockholders	\$ 0.41

The unaudited pro forma results include certain pro forma adjustments to revenue and net earnings that were directly attributable to the acquisition, assuming the acquisition had occurred on January 1, 2018, including the following:

- additional amortization expense that would have been recognized relating to the acquired intangible assets;
- adjustment to interest expense to reflect the removal of Worldpay debt and the addition of borrowings of FIS in conjunction with the acquisition; and
- a reduction in expenses for the year ended December 31, 2019, of \$260 million for acquisition-related transaction costs and other one-time non-recurring costs.

**(4) Revenue**

***Disaggregation of Revenue***

In the following tables, revenue is disaggregated by primary geographical market and type of revenue. The tables also include a reconciliation of the disaggregated revenue with the Company's reportable segments. Prior-period amounts have been recast to conform to the reportable segment presentation changes made during the year ended December 31, 2020, as discussed in Note 21.

For the year ended December 31, 2021 (in millions):

	Reportable Segments				
	Merchant Solutions	Banking Solutions	Capital Market Solutions	Corporate and Other	Total
<b>Primary Geographical Markets:</b>					
North America	\$ 3,161	\$ 5,454	\$ 1,490	\$ 228	\$ 10,333
All others	1,335	942	1,134	133	3,544
<b>Total</b>	<b>\$ 4,496</b>	<b>\$ 6,396</b>	<b>\$ 2,624</b>	<b>\$ 361</b>	<b>\$ 13,877</b>
<b>Type of Revenue:</b>					
<b>Recurring revenue:</b>					
Transaction processing and services	\$ 4,370	\$ 4,778	\$ 1,183	\$ 317	\$ 10,648
Software maintenance	2	359	510	1	872
Other recurring	83	170	96	11	360
<b>Total recurring</b>	4,455	5,307	1,789	329	11,880
Software license	8	129	374	—	511
Professional services	1	591	451	5	1,048
Other non-recurring	32	369	10	27	438
<b>Total</b>	<b>\$ 4,496</b>	<b>\$ 6,396</b>	<b>\$ 2,624</b>	<b>\$ 361</b>	<b>\$ 13,877</b>

**FIDELITY NATIONAL INFORMATION SERVICES, INC.  
AND SUBSIDIARIES  
NOTES TO CONSOLIDATED FINANCIAL STATEMENTS - (Continued)**

For the year ended December 31, 2020 (in millions):

	Reportable Segments				
	Merchant Solutions	Banking Solutions	Capital Market Solutions	Corporate and Other	Total
<b>Primary Geographical Markets:</b>					
North America	\$ 2,719	\$ 5,105	\$ 1,453	\$ 274	\$ 9,551
All others	1,048	839	987	127	3,001
<b>Total</b>	<b>\$ 3,767</b>	<b>\$ 5,944</b>	<b>\$ 2,440</b>	<b>\$ 401</b>	<b>\$ 12,552</b>
<b>Type of Revenue:</b>					
<b>Recurring revenue:</b>					
Transaction processing and services	\$ 3,680	\$ 4,443	\$ 1,091	\$ 374	\$ 9,588
Software maintenance	2	352	493	1	848
Other recurring	77	165	99	2	343
<b>Total recurring</b>	<b>3,759</b>	<b>4,960</b>	<b>1,683</b>	<b>377</b>	<b>10,779</b>
Software license	2	89	328	6	425
Professional services	1	605	427	5	1,038
Other non-recurring	5	290	2	13	310
<b>Total</b>	<b>\$ 3,767</b>	<b>\$ 5,944</b>	<b>\$ 2,440</b>	<b>\$ 401</b>	<b>\$ 12,552</b>

For the year ended December 31, 2019 (in millions):

	Reportable Segments				
	Merchant Solutions	Banking Solutions	Capital Market Solutions	Corporate and Other	Total
<b>Primary Geographical Markets:</b>					
North America	\$ 1,409	\$ 4,738	\$ 1,398	\$ 314	\$ 7,859
All others	533	854	920	167	2,474
<b>Total</b>	<b>\$ 1,942</b>	<b>\$ 5,592</b>	<b>\$ 2,318</b>	<b>\$ 481</b>	<b>\$ 10,333</b>
<b>Type of Revenue:</b>					
<b>Recurring revenue:</b>					
Transaction processing and services	\$ 1,890	\$ 4,056	\$ 993	\$ 420	\$ 7,359
Software maintenance	2	360	482	—	844
Other recurring	37	177	106	—	320
<b>Total recurring</b>	<b>1,929</b>	<b>4,593</b>	<b>1,581</b>	<b>420</b>	<b>8,523</b>
Software license	8	150	328	13	499
Professional services	1	581	406	6	994
Other non-recurring	4	268	3	42	317
<b>Total</b>	<b>\$ 1,942</b>	<b>\$ 5,592</b>	<b>\$ 2,318</b>	<b>\$ 481</b>	<b>\$ 10,333</b>

**Contract Balances**

The Company recognized revenue of approximately \$680 million, \$764 million and \$762 million, during the years ended December 31, 2021, 2020 and 2019, respectively, that was included in the corresponding deferred revenue balance at the beginning of the periods.

**FIDELITY NATIONAL INFORMATION SERVICES, INC.  
AND SUBSIDIARIES  
NOTES TO CONSOLIDATED FINANCIAL STATEMENTS - (Continued)**

***Transaction Price Allocated to the Remaining Performance Obligations***

As of December 31, 2021, approximately \$23.0 billion of revenue is estimated to be recognized in the future primarily from the Banking Solutions and Capital Market Solutions segments' remaining unfulfilled performance obligations, which are primarily comprised of recurring account- and volume-based processing services. This excludes the amount of anticipated recurring renewals not yet contractually obligated. The Company expects to recognize approximately 30% of the Banking Solutions and Capital Market Solutions segments' remaining performance obligations over the next 12 months, approximately another 21% over the next 13 to 24 months, and the balance thereafter.

As permitted by ASC 606, *Revenue from Contracts with Customers*, the Company has elected to exclude from this disclosure an estimate for the Merchant Solutions segment, which is primarily comprised of contracts with an original duration of one year or less or variable consideration that meet specific criteria. This segment's core performance obligations consist of variable consideration under a stand-ready series of distinct days of service, and revenue from the segment's products and service arrangements are generally billed and recognized as the services are performed. The aggregate fixed consideration portion of customer contracts with an initial contract duration greater than one year is not material.

**(5) Property and Equipment**

Property and equipment as of December 31, 2021 and 2020, consist of the following (in millions):

	2021	2020
Land	\$ 46	\$ 48
Buildings	397	295
Leasehold improvements	162	157
Computer equipment	1,754	1,622
Furniture, fixtures, and other equipment	161	170
	<u>2,520</u>	<u>2,292</u>
Accumulated depreciation and amortization	(1,571)	(1,405)
Total Property and equipment, net	<u>\$ 949</u>	<u>\$ 887</u>

During the years ended December 31, 2021 and 2020, the Company entered into other financing obligations of \$35 million and \$21 million, respectively, for certain hardware and software. The assets are included in property and equipment and software and the other financing obligations are classified as long-term debt on our consolidated balance sheets. Periodic payments are included in repayment of borrowings on the consolidated statements of cash flows.

Depreciation and amortization expense on property and equipment totaled \$257 million, \$252 million and \$201 million for the years ended December 31, 2021, 2020 and 2019, respectively.

**(6) Goodwill**

Changes in goodwill during the years ended December 31, 2021 and 2020, are summarized below (in millions). Prior-period amounts have been recast to conform to the reportable segment presentation changes made during the year ended

**FIDELITY NATIONAL INFORMATION SERVICES, INC.  
AND SUBSIDIARIES  
NOTES TO CONSOLIDATED FINANCIAL STATEMENTS - (Continued)**

December 31, 2020, as discussed in Note 21.

	Merchant Solutions	Banking Solutions	Capital Market Solutions	Corporate and Other	Total
Balance, December 31, 2019	\$ 35,553	\$ 12,217	\$ 4,358	\$ 114	\$ 52,242
Goodwill attributable to acquisitions	(11)	57	253	—	299
Foreign currency adjustments	725	5	91	—	821
Asset impairments	—	—	—	(94)	(94)
Balance, December 31, 2020	36,267	12,279	4,702	20	53,268
Goodwill attributable to acquisitions	620	—	—	—	620
Foreign currency adjustments	(484)	(35)	(39)	—	(558)
Balance, December 31, 2021	<u>\$ 36,403</u>	<u>\$ 12,244</u>	<u>\$ 4,663</u>	<u>\$ 20</u>	<u>\$ 53,330</u>

**(7) Intangible Assets**

Intangible assets as of December 31, 2021, consist of the following (in millions):

	Cost	Accumulated Amortization	Net
Customer relationships	\$ 18,410	\$ (7,141)	\$ 11,269
Trademarks and other	509	(239)	270
Total Intangible assets, net	<u>\$ 18,919</u>	<u>\$ (7,380)</u>	<u>\$ 11,539</u>

Intangible assets as of December 31, 2020, consist of the following (in millions):

	Cost	Accumulated Amortization	Net
Customer relationships	\$ 18,586	\$ (5,024)	\$ 13,562
Trademarks and other	555	(189)	366
Total Intangible assets, net	<u>\$ 19,141</u>	<u>\$ (5,213)</u>	<u>\$ 13,928</u>

Amortization expense for intangible assets with finite lives was \$2,383 million, \$2,400 million and \$1,444 million for the years ended December 31, 2021, 2020 and 2019, respectively.

Estimated amortization of intangible assets for the next five years is as follows (in millions):

2022	\$	2,232
2023		2,042
2024		1,843
2025		1,675
2026		1,214

**(8) Software**

Software as of December 31, 2021 and 2020, consists of the following (in millions):

	2021	2020
Software from acquisitions	\$ 2,181	\$ 2,077
Capitalized software development costs	3,286	2,826
Purchased software	728	632
	<u>6,195</u>	<u>5,535</u>
Accumulated amortization	(2,896)	(2,165)
Total Software, net	<u>\$ 3,299</u>	<u>\$ 3,370</u>

**FIDELITY NATIONAL INFORMATION SERVICES, INC.  
AND SUBSIDIARIES  
NOTES TO CONSOLIDATED FINANCIAL STATEMENTS - (Continued)**

During the year ended December 31, 2021, the Company recorded \$144 million of software asset impairments and \$145 million of incremental software amortization expense driven by the Company's platform modernization. Platform modernization includes sunsetting certain technology platforms, which resulted in shortened estimated useful lives and accelerated amortization methods primarily impacting the associated assets over approximately the next three years, beginning in the third quarter of 2021. During the year ended December 31, 2019, the Company recorded asset impairments of \$87 million, primarily related to certain software resulting from the Company's net realizable value analysis.

Amortization expense for software was \$1,041 million, \$837 million and \$616 million for the years ended December 31, 2021, 2020 and 2019, respectively.

**(9) Deferred Contract Costs**

Origination and fulfillment costs from contracts with customers capitalized as of December 31, 2021 and 2020, consist of the following (in millions):

	2021	2020
Contract costs on implementations in progress	\$ 218	\$ 245
Contract origination costs on completed implementations, net	553	470
Contract fulfillment costs on completed implementations, net	198	202
Total Deferred contract costs, net	<u>\$ 969</u>	<u>\$ 917</u>

For the years ended December 31, 2021, 2020 and 2019, amortization of deferred contract costs on completed implementations was \$335 million, \$225 million and \$184 million.

During the year ended December 31, 2021, the Company recorded \$58 million of impairments and \$38 million of incremental amortization expense related to deferred contract costs driven by the Company's platform modernization, also discussed in Note 8.

**(10) Accounts Payable, Accrued and Other Liabilities**

Accounts payable, accrued and other liabilities as of December 31, 2021 and 2020, consists of the following (in millions):

	2021	2020
Trade accounts payable and other accrued liabilities	\$ 1,829	\$ 1,576
Salaries and incentives	403	261
Taxes other than income tax	299	236
Accrued benefits and payroll taxes	134	155
Operating lease liabilities	146	152
Accrued interest payable	53	102
Total Accounts payable, accrued and other liabilities	<u>\$ 2,864</u>	<u>\$ 2,482</u>

**(11) Other Noncurrent Assets and Liabilities**

Other noncurrent assets as of December 31, 2021 and 2020, consist of the following (in millions):

	2021	2020
Operating lease ROU assets (1)	\$ 462	\$ 534
Equity security investments	358	81
Visa Europe and contingent value rights ("CVR") related assets	197	70
Other	1,120	889
Total Other noncurrent assets	<u>\$ 2,137</u>	<u>\$ 1,574</u>

**FIDELITY NATIONAL INFORMATION SERVICES, INC.  
AND SUBSIDIARIES  
NOTES TO CONSOLIDATED FINANCIAL STATEMENTS - (Continued)**

Other noncurrent liabilities as of December 31, 2021 and 2020, consist of the following (in millions):

	2021	2020
Operating lease liabilities (1)	\$ 378	\$ 453
Tax Receivable Agreement liability (2)	267	447
CVR liability	478	401
Deferred revenue	175	59
Other	617	666
Total Other noncurrent liabilities	<u>\$ 1,915</u>	<u>\$ 2,026</u>

(1) See Note 14, **Operating Leases**

(2) See Note 16, **Commitments and Contingencies**

***Visa Europe and Contingent Value Rights***

As part of the Worldpay acquisition, the Company acquired certain assets and liabilities related to the June 2016 Worldpay Group plc (Legacy Worldpay) disposal of its ownership interest in Visa Europe to Visa Inc. As part of the disposal, Legacy Worldpay received proceeds from Visa Inc. in the form of cash ("cash consideration") and convertible preferred stock ("preferred stock"), the value of which may be reduced by losses incurred relating to ongoing interchange-related litigation involving Visa Europe. The preferred stock becomes convertible into Visa Inc. Class A common stock ("common stock") in stages as determined by Visa Inc. in accordance with the relevant transaction documents pertaining to the aforementioned disposal of the Visa Europe ownership interest. The preferred stock becomes fully convertible no later than 2028 (subject to a holdback to cover any pending claims). Also in connection with the disposal and pursuant to the terms of an amendment discussed further below, Legacy Worldpay agreed to pay former Legacy Worldpay owners 90% of the net-of-tax proceeds from the disposal, known as contingent value rights, which is recorded as a liability ("CVR liability") on the consolidated balance sheets.

On September 17, 2020, the Company executed an amendment with the former Legacy Worldpay owners to pay approximately one-third of the cash consideration component of the CVR liability, or \$185 million, to the former Legacy Worldpay owners upon amendment execution and to pay the remaining approximately two-thirds of the cash consideration on October 12, 2027, subject to reduction due to losses incurred by Visa Inc. relating to the litigation. The partial payment of the cash consideration was reflected as Other financing activities, net, on the consolidated statement of cash flows for the year ended December 31, 2020.

In the fourth quarter of 2020, Visa Inc. released a portion of the preferred stock that was converted into common stock. The Company sold the common stock for \$552 million and paid 90% of the net-of-tax proceeds of \$403 million to the former Legacy Worldpay owners. The sale of stock and related payment to the former Legacy Worldpay owners was reflected as Other investing activities, net and Other financing activities, net, respectively on the consolidated statement of cash flows for the year ended December 31, 2020.

The Company has elected the fair value option under ASC 825, *Financial Instruments* ("ASC 825"), for measuring its preferred stock asset and CVR liability. The fair value of the preferred stock was \$197 million and \$70 million at December 31, 2021 and 2020, respectively, recorded in Other noncurrent assets on the consolidated balance sheets. The fair value of the CVR liability was \$478 million and \$401 million at December 31, 2021 and 2020, respectively, recorded in Other noncurrent liabilities on the consolidated balance sheets. Pursuant to ASC 825, the Company remeasures the fair value of the preferred stock and CVR liability each reporting period. The net change in fair value was \$53 million, \$78 million and \$5 million for the years ended December 31, 2021, 2020 and 2019, respectively, recorded in Other income (expense), net on the consolidated statements of earnings.

The estimated fair value of the preferred stock and related component of the CVR liability are determined using Level 3-type measurements. Significant inputs into the valuation of the preferred stock include the Visa Inc. Class A common stock price per share and the conversion ratio, which are observable, as well as the expected timing of future preferred stock releases for conversion into common stock and an estimate of the potential losses that will result from the ongoing litigation involving Visa Europe, which are unobservable. The estimated fair value of the cash consideration component of the CVR liability is determined using Level 3-type measurements, utilizing a discount rate based on the bond yield for the Company's credit rating and remaining payment term as the significant unobservable input.

**FIDELITY NATIONAL INFORMATION SERVICES, INC.  
AND SUBSIDIARIES  
NOTES TO CONSOLIDATED FINANCIAL STATEMENTS - (Continued)**

**Equity Security Investments**

The Company holds various equity securities without readily determinable fair values that primarily represent strategic investments made through our FIS Impact Ventures program as well as investments obtained through acquisitions. Such investments totaled \$358 million and \$81 million at December 31, 2021 and 2020, respectively, and are included within Other noncurrent assets on the consolidated balance sheets. The Company accounts for these investments at cost, less impairment, and adjusts the carrying values for observable price changes from orderly transactions for identical or similar investments of the same issuer. These adjustments are generally considered Level 2-type fair value measurements. The Company records gains and losses on these investments, realized and unrealized, as Other income (expense), net on the consolidated statements of earnings (loss) and recorded net gains of \$218 million for the year ended December 31, 2021, related to these investments.

**(12) Debt**

Long-term debt as of December 31, 2021 and 2020, consists of the following (in millions):

	December 31, 2021			December 31,	
	Interest Rates	Weighted Average Interest Rate (1)	Maturities	2021	2020
Fixed Rate Notes					
Senior USD Notes	0.4% - 4.8%	1.8%	2023 - 2048	\$ 6,909	\$ 4,938
Senior Euro Notes	0.1% - 3.0%	1.3%	2022 - 2039	7,656	8,891
Senior GBP Notes	1.7% - 3.4%	1.6%	2022 - 2031	1,655	2,526
Senior Euro Floating Rate Notes		N/A	2021	—	613
Revolving Credit Facility (2)		1.4%	2026	325	251
Other (3)				(103)	46
Total long-term debt, including current portion				16,442	17,265
Current portion of long-term debt				(1,617)	(1,314)
Long-term debt, excluding current portion				<u>\$ 14,825</u>	<u>\$ 15,951</u>

(1) The weighted average interest rate includes the impact of interest rate swaps (see Note 13).

(2) Interest on the Revolving Credit Facility is generally payable at LIBOR plus an applicable margin of up to 1.625% plus an unused commitment fee of up to 0.225%, each based upon the Company's corporate credit ratings. The weighted average interest rate on the Revolving Credit Facility excludes fees.

(3) Other includes financing obligations for certain hardware and software, the fair value of interest rate swaps (see Note 13), unamortized non-cash bond discounts and unamortized debt issuance costs.

Short-term borrowings as of December 31, 2021 and 2020, consist of the following (in millions):

	December 31, 2021			December 31,	
	Weighted Average Interest Rate	Maturities	December 31,		
			2021	2020	
Euro-commercial paper notes ("ECP Notes")	(0.5)%	Up to 183 days	\$ 1,723	\$ 861	
U.S. commercial paper notes ("USCP Notes")	0.4 %	Up to 397 days	2,087	1,745	
Other			101	144	
Total Short-term borrowings			<u>\$ 3,911</u>	<u>\$ 2,750</u>	

As of December 31, 2021, the weighted average interest rate of the Company's outstanding debt was 0.9%, including the impact of interest rate swaps (see Note 13).

The obligations of FIS under the Revolving Credit Facility, ECP Notes and USCP Notes, and all of its outstanding senior notes rank equal in priority and are unsecured.

**FIDELITY NATIONAL INFORMATION SERVICES, INC.  
AND SUBSIDIARIES  
NOTES TO CONSOLIDATED FINANCIAL STATEMENTS - (Continued)**

The following summarizes the aggregate maturities of our long-term debt, including other financing obligations for certain hardware and software, based on stated contractual maturities, excluding the fair value of the interest rate swaps (see Note 13) and net unamortized non-cash bond discounts of \$(126) million as of December 31, 2021 (in millions):

	<b>Total</b>
2022	\$ 1,620
2023	2,193
2024	1,325
2025	715
2026	1,581
Thereafter	9,237
Total principal payments	16,671
Debt issuance costs, net of accumulated amortization	(103)
Total long-term debt	\$ 16,568

There are no mandatory principal payments on the Revolving Credit Facility, and any balance outstanding on the Revolving Credit Facility will be due and payable at its scheduled maturity date, which occurs on March 2, 2026.

**Senior Notes**

FIS may redeem the Senior USD Notes, Senior Euro Notes and Senior GBP Notes (collectively, the "Senior Notes") at its option in whole or in part, at any time and from time to time, at a redemption price equal to the greater of 100% of the principal amount to be redeemed and a make-whole amount calculated as described in the related indenture in each case plus accrued and unpaid interest to, but excluding, the date of redemption, provided no make-whole amount will be paid for redemptions of the Senior Notes during the period described in the related indenture (ranging from one to six months) prior to their maturity.

On May 21, 2021, FIS repaid an aggregate principal amount of €446 million in Senior Euro Floating Rate Notes, on their due date, pursuant to the related indenture.

In March 2021, pursuant to cash tender offers and make-whole redemptions, FIS purchased and redeemed an aggregate principal amount of \$5.1 billion in Senior Notes, comprised of \$3,529 million in Senior USD Notes, \$600 million in Senior Euro Notes, \$871 million in Senior GBP Notes, and \$66 million in Senior Euro Floating Rate Notes, with interest rates ranging from 0.0% to 5.0% and maturities ranging from 2021 to 2029, resulting in a loss on extinguishment of debt of approximately \$528 million, recorded in Other income (expense), net on the consolidated statement of earnings, relating to tender premiums, make-whole amounts, and fees; the write-off of unamortized bond discounts and debt issuance costs; and losses on related derivative instruments. The Company funded the purchase and redemption of the Senior Notes with proceeds on borrowings from the issuance and sale of Senior USD Notes on March 2, 2021.

On March 2, 2021, FIS completed the issuance and sale of Senior USD Notes with an aggregate principal amount of \$5.5 billion with interest rates ranging from 0.4% to 3.1% and maturities ranging from 2023 to 2041 ("new Senior USD Notes"). The proceeds from the debt issuance were subsequently used to purchase and redeem the Senior Notes discussed above with the remainder used to repay a portion of our commercial paper notes.

On December 15, 2020, FIS redeemed an aggregate principal amount of €500 million in Senior Euro Notes, which were due in 2021, one month prior to maturity. The notes were redeemed pursuant to the related indenture allowing redemption without a make-whole payment.

In December 2019, pursuant to cash tender offers, FIS purchased and redeemed an aggregate principal amount of \$3.0 billion in Senior USD Notes, resulting in a pre-tax charge of approximately \$217 million relating to tender premiums and fees as well as the write-off of previously capitalized debt issuance costs.

The Senior Notes are subject to customary covenants, including, among others, customary events of default.

**FIDELITY NATIONAL INFORMATION SERVICES, INC.  
AND SUBSIDIARIES  
NOTES TO CONSOLIDATED FINANCIAL STATEMENTS - (Continued)**

***Commercial Paper***

FIS has a Euro-commercial paper ("ECP") program for the issuance and sale of senior, unsecured commercial paper notes, up to a maximum aggregate amount outstanding at any time of \$4.7 billion (or its equivalent in other currencies). The ECP program will generally be used for general corporate purposes.

FIS has a U.S. commercial paper ("USCP") program for the issuance and sale of senior, unsecured commercial paper notes, up to a maximum aggregate amount outstanding at any time of \$5.5 billion. The USCP program will generally be used for general corporate purposes.

***Revolving Credit Facility***

On March 2, 2021, FIS entered into an amendment to the Revolving Credit Facility agreement to amend certain covenant provisions, revise lender commitments for certain counterparties, and extend the scheduled maturity date to March 2, 2026. On May 29, 2019, FIS entered into an amendment to increase the revolving credit commitments outstanding under the Revolving Credit Facility from \$4.0 billion to \$5.5 billion. Borrowing under the Revolving Credit Facility will generally be used for general corporate purposes, including backstopping any notes that FIS may issue under the USCP and ECP programs described above. As of December 31, 2021, the borrowing capacity under the Revolving Credit Facility was \$1,365 million (net of \$3,810 million of capacity backstopping our commercial paper notes).

The Revolving Credit Facility is subject to customary covenants, including, among others, customary events of default and limitations on the payment of dividends by FIS.

We monitor the financial stability of our counterparties on an ongoing basis. The lender commitments under the undrawn portions of the Revolving Credit Facility are comprised of a diversified set of financial institutions, both domestic and international. The failure of any single lender to perform its obligations under the Revolving Credit Facility would not adversely impact our ability to fund operations.

***Fair Value of Debt***

The fair value of the Company's long-term debt is estimated to be approximately \$570 million and \$1,640 million higher than the carrying value, excluding the fair value of the interest rate swaps and unamortized discounts, as of December 31, 2021 and 2020, respectively.

**(13) Financial Instruments**

***Fair Value Hedges***

The Company holds interest rate swaps with aggregate notional amounts of \$1,854 million, £925 million and €500 million at December 31, 2021, and \$1,000 million and €500 million at December 31, 2020, converting the interest rate exposure on certain of the Company's Senior USD Notes, Senior GBP Notes and Senior Euro Notes, as applicable, from fixed to variable. These swaps are designated as fair value hedges for accounting purposes with a net liability fair value of \$(85) million reflected as a decrease in the long-term debt balance at December 31, 2021, and a net asset fair value of \$10 million reflected as an increase in the long-term debt balance at December 31, 2020 (see Note 12).

***Net Investment Hedges***

The purpose of the Company's net investment hedges, as discussed below, is to reduce the volatility of FIS' net investment value in its Euro- and Pound Sterling-denominated operations due to changes in foreign currency exchange rates.

The Company recorded net investment hedge aggregate gain (loss) for the change in fair value as Foreign currency translation adjustments and related income tax (expense) benefit within Other comprehensive earnings (loss), net of tax, on the consolidated statements of comprehensive earnings (loss) of \$878 million, \$(951) million and \$(229) million, during the years ended December 31, 2021, 2020 and 2019, respectively. No ineffectiveness has been recorded on the net investment hedges.

**FIDELITY NATIONAL INFORMATION SERVICES, INC.  
AND SUBSIDIARIES  
NOTES TO CONSOLIDATED FINANCIAL STATEMENTS - (Continued)**

*Foreign Currency-Denominated Debt Designations*

The Company designates certain foreign currency-denominated debt as net investment hedges of its investment in Euro- and Pound Sterling-denominated operations. As of December 31, 2021 and 2020, an aggregate €8,275 million and €7,466 million, respectively was designated as a net investment hedge of the Company's investment in Euro-denominated operations related to Senior Euro Notes with maturities ranging from 2022 to 2039 and ECP Notes. As of December 31, 2020, an additional €1,000 million was designated as a net investment hedge of the Company's investment in Euro-denominated operations related to the Senior Euro Floating Rate Notes and Senior Euro Notes with a 2021 maturity. As of December 31, 2021 and 2020, an aggregate £1,193 million and £1,850 million, respectively, was designated as a net investment hedge of the Company's Pound Sterling-denominated operations related to the Senior GBP Notes with maturities ranging from 2022 to 2031.

*Cross-Currency Interest Rate Swap Designations*

The Company holds cross-currency interest rate swaps and designates them as net investment hedges of its investment in Euro- and Pound Sterling-denominated operations.

As of December 31, 2021 and 2020, aggregate notional amounts of €5,906 million and €4,508 million, respectively, were designated as net investment hedges of the Company's investment in Euro-denominated operations, and aggregate notional amounts of £2,345 million and £565 million, respectively, were designated as net investment hedges of the Company's Pound Sterling-denominated operations. The cross-currency interest rate swap fair values were net assets of \$258 million and net liabilities of \$(306) million at December 31, 2021 and 2020, respectively.

**(14) Operating Leases**

The classification of the Company's operating lease ROU assets and liabilities in the consolidated balance sheets as of December 31, 2021 and 2020, is as follows (in millions):

	Classification	December 31,	
		2021	2020
Operating lease ROU assets	Other noncurrent assets	\$ 462	\$ 534
Operating lease liabilities	Accounts payable, accrued and other liabilities	\$ 146	\$ 152
	Other noncurrent liabilities	378	453
Total operating lease liabilities		\$ 524	\$ 605

Operating lease cost was \$159 million and \$210 million, and variable lease cost was \$39 million and \$39 million, for the years ended December 31, 2021 and 2020, respectively. Operating lease cost for the year ended December 31, 2020, included \$30 million in ROU assets impairment charges. Cash paid for amounts included in the measurement of operating lease liabilities included in operating cash flows was \$165 million and \$165 million for the years ended December 31, 2021 and 2020, respectively. Operating lease ROU assets obtained in exchange for operating lease liabilities was \$83 million and \$138 million for the years ended December 31, 2021 and 2020, respectively. The weighted average remaining operating lease term was 5.5 years and 5.8 years and the weighted average operating lease discount rate was 3.0% and 3.2% as of December 31, 2021 and 2020, respectively.

**FIDELITY NATIONAL INFORMATION SERVICES, INC.  
AND SUBSIDIARIES  
NOTES TO CONSOLIDATED FINANCIAL STATEMENTS - (Continued)**

Maturities of operating lease liabilities, as of December 31, 2021, are as follows (in millions):

2022	\$	145
2023		121
2024		96
2025		67
2026		58
Thereafter		102
Total lease payments		<u>589</u>
Less: Imputed interest		<u>(65)</u>
Total operating lease liabilities	\$	<u><u>524</u></u>

**(15) Income Taxes**

Income tax expense (benefit) attributable to continuing operations for the years ended December 31, 2021, 2020 and 2019, consists of the following (in millions):

	<u>2021</u>	<u>2020</u>	<u>2019</u>
Current provision (benefit):			
Federal	\$ 220	\$ 81	\$ 53
State	68	50	46
Foreign	172	176	116
Total current provision	<u>\$ 460</u>	<u>\$ 307</u>	<u>\$ 215</u>
Deferred provision (benefit):			
Federal	\$ (118)	\$ (53)	\$ (47)
State	(11)	(28)	7
Foreign	40	(130)	(75)
Total deferred provision	<u>(89)</u>	<u>(211)</u>	<u>(115)</u>
Total provision for income taxes	<u>\$ 371</u>	<u>\$ 96</u>	<u>\$ 100</u>

The provision for income taxes is based on pre-tax income from continuing operations, which is as follows for the years ended December 31, 2021, 2020 and 2019 (in millions):

	<u>2021</u>	<u>2020</u>	<u>2019</u>
United States	\$ 747	\$ 441	\$ 220
Foreign	42	(175)	193
Total	<u>\$ 789</u>	<u>\$ 266</u>	<u>\$ 413</u>

Total income tax expense for the years ended December 31, 2021, 2020 and 2019, is allocated as follows (in millions):

	<u>2021</u>	<u>2020</u>	<u>2019</u>
Tax expense (benefit) per statements of earnings	\$ 371	\$ 96	\$ 100
Unrealized gain (loss) on derivatives	141	(7)	(41)
Foreign currency translation adjustments	143	(154)	240
Other components of other comprehensive earnings (loss)	—	—	(3)
Total income tax expense (benefit) allocated to other comprehensive earnings	<u>284</u>	<u>(161)</u>	<u>196</u>
Total income tax expense (benefit)	<u>\$ 655</u>	<u>\$ (65)</u>	<u>\$ 296</u>

**FIDELITY NATIONAL INFORMATION SERVICES, INC.  
AND SUBSIDIARIES  
NOTES TO CONSOLIDATED FINANCIAL STATEMENTS - (Continued)**

A reconciliation of the federal statutory income tax rate to the Company's effective income tax rate for the years ended December 31, 2021, 2020 and 2019, is as follows:

	2021	2020	2019
Federal statutory income tax rate	21.0 %	21.0 %	21.0 %
State income taxes	6.7	14.6	2.5
Federal benefit of state taxes	(1.4)	(3.1)	(0.5)
Foreign rate differential	(4.5)	(10.1)	(1.7)
U.K. tax rate adjustment	23.6	38.2	—
Non-deductible executive compensation	3.5	9.0	10.6
Withholding tax on actual and estimated remittances	2.9	2.1	—
Foreign-derived intangible income deduction	(2.4)	(7.2)	(3.3)
Tax benefit from stock-based compensation	(2.2)	(18.1)	(8.1)
CVR liability fair value and foreign currency adjustment	2.0	8.2	0.7
Research and development credit	(1.6)	(4.1)	(2.4)
Unrecognized tax benefits	0.6	0.3	(1.4)
Return to provision adjustments	(0.3)	(4.9)	(0.4)
Acquisition-related items	—	(15.9)	1.8
Book basis in excess of tax basis for goodwill impairment and disposition	—	9.2	—
State tax rate adjustment	—	(2.8)	5.1
Cares Act net operating loss adjustment	—	(2.3)	—
Deferred tax and other rate adjustments	—	1.1	0.2
Other	(0.9)	0.8	0.1
Effective income tax rate	<u>47.0 %</u>	<u>36.0 %</u>	<u>24.2 %</u>

The significant components of deferred income tax assets and liabilities as of December 31, 2021 and 2020, consist of the following (in millions):

	2021	2020
Deferred income tax assets:		
Net operating loss carryforwards	\$ 194	\$ 221
Employee benefit accruals	173	155
Other deferred tax assets	154	204
Total gross deferred income tax assets	<u>521</u>	<u>580</u>
Less valuation allowance	(191)	(204)
Total deferred income tax assets	<u>330</u>	<u>376</u>
Deferred income tax liabilities:		
Amortization of goodwill and intangible assets	(3,743)	(3,945)
Foreign currency translation adjustment	(320)	(95)
Deferred contract costs	(196)	(173)
Other deferred tax liabilities	(215)	(140)
Total deferred income tax liabilities	<u>(4,474)</u>	<u>(4,353)</u>
Net deferred income tax liability	<u>\$ (4,144)</u>	<u>\$ (3,977)</u>

**FIDELITY NATIONAL INFORMATION SERVICES, INC.  
AND SUBSIDIARIES  
NOTES TO CONSOLIDATED FINANCIAL STATEMENTS - (Continued)**

Deferred income taxes are classified in the consolidated balance sheets as of December 31, 2021 and 2020, as follows (in millions):

	<b>2021</b>	<b>2020</b>
Noncurrent deferred income tax assets (included in Other noncurrent assets)	\$ 49	\$ 40
Noncurrent deferred income tax liabilities	(4,193)	(4,017)
Net deferred income tax liability	<u>\$ (4,144)</u>	<u>\$ (3,977)</u>

We believe that based on our historical pattern of taxable income, projections of future income, tax planning strategies and other relevant evidence, the Company will produce sufficient income in the future to realize its deferred income tax assets (net of valuation allowance). A valuation allowance is established for any portion of a deferred income tax asset for which we believe it is more likely than not that the Company will not be able to realize the benefits of all or a portion of that deferred income tax asset. We also receive periodic assessments from taxing authorities challenging our positions; these assessments must be taken into consideration in determining our tax accruals. Resolving these assessments, which may or may not result in additional taxes due, may require an extended period of time. Adjustments to the valuation allowance will be made if there is a change in our assessment of the amount of deferred income tax asset that is realizable.

As of December 31, 2021 and 2020, the Company had net income taxes receivable of \$132 million and \$147 million, respectively. These amounts are included in Other receivables in the consolidated balance sheets.

As of December 31, 2021 and 2020, the Company has federal, state and foreign net operating loss carryforwards resulting in deferred tax assets of \$194 million and \$221 million, respectively. The federal and state net operating losses result in deferred tax assets as of December 31, 2021 and 2020, of \$69 million and \$90 million, respectively, which expire between 2022 and 2041. The Company has a valuation allowance related to these deferred tax assets for net operating loss carryforwards in the amounts of \$41 million and \$48 million as of December 31, 2021 and 2020. The Company has foreign net operating loss carryforwards resulting in deferred tax assets as of December 31, 2021 and 2020, of \$125 million and \$131 million, respectively. The Company has a full valuation allowance against the foreign net operating losses as of December 31, 2021 and 2020.

The Company participates in the IRS' Compliance Assurance Process ("CAP"), which is a real-time continuous audit. The IRS has completed its review for years through 2018. Currently, we believe the ultimate resolution of the IRS examinations will not result in a material adverse effect to the Company's financial position or results of operations. Tax years that remain subject to examination by major foreign and state tax jurisdictions are 2014 and forward.

As of December 31, 2021 and 2020, the Company had gross unrecognized tax benefits of \$54 million and \$44 million of which \$47 million and \$38 million, respectively, would favorably impact our income tax rate in the event that the unrecognized tax benefits are recognized.

The following table reconciles the gross amounts of unrecognized tax benefits at the beginning and end of the period (in millions):

	<b>Gross Amount</b>
Amounts of unrecognized tax benefits as of December 31, 2019	\$ 45
Amount of decreases due to lapse of the applicable statute of limitations	(1)
Amount of decreases due to settlements	(9)
Increases as a result of tax positions taken in the current period	9
Amount of unrecognized tax benefit as of December 31, 2020	<u>44</u>
Amount of decreases due to lapse of the applicable statute of limitations	(4)
Amount of decreases due to settlements	(2)
Increases as a result of tax positions taken in prior period	11
Increases as a result of tax positions taken in the current period	6
Foreign currency translation	(1)
Amount of unrecognized tax benefit as of December 31, 2021	<u>\$ 54</u>

**FIDELITY NATIONAL INFORMATION SERVICES, INC.  
AND SUBSIDIARIES  
NOTES TO CONSOLIDATED FINANCIAL STATEMENTS - (Continued)**

The total amount of interest expense recognized in the consolidated statements of earnings for unpaid taxes is \$3 million, \$3 million and \$3 million for the years ended December 31, 2021, 2020 and 2019, respectively. The total amount of interest and penalties included in the consolidated balance sheets is \$16 million and \$15 million as of December 31, 2021 and 2020, respectively. Interest and penalties are recorded as a component of income tax expense in the consolidated statements of earnings.

**(16) Commitments and Contingencies**

***Reliance Trust Claims***

Reliance Trust Company ("Reliance"), the Company's subsidiary, is a defendant in a class action arising out of its provision of services as the discretionary trustee for a 401(k) Plan (the "Plan") for one of its customers. On behalf of the Plan participants, plaintiffs in the action, which was filed in December 2015, sought damages and attorneys' fees, as well as equitable relief, against Reliance and the Plan's sponsor and record-keeper for alleged breaches of fiduciary duty under the Employee Retirement Income Security Act of 1974 ("ERISA"). At a non-jury trial conducted in March 2020, Reliance vigorously defended the action and contended that no breaches of fiduciary duty or prohibited transactions occurred and that Plan participants suffered no damages. At trial, Plaintiffs claimed damages of approximately \$127 million against all defendants. On October 12, 2020, Reliance and plaintiffs entered into a settlement agreement, which was subject to final court approval, to settle all allegations and claims asserted in the action for \$39.8 million without equitable relief. On October 14, 2020, the Court preliminarily approved the settlement agreement. In the settlement agreement, Reliance admitted no wrongdoing or liability with respect to any of the allegations or claims and maintains that the Plan was managed, operated, and administered during its tenure as the Plan's discretionary trustee in full compliance with ERISA and applicable regulations. The Company recorded a liability for the agreed settlement amount of \$39.8 million and a corresponding loss in Other income (expense), net on the consolidated statement of earnings for the year ended December 31, 2020. On March 8, 2021, the Court entered an order approving the settlement and entered a final judgment dismissing the action with prejudice. Reliance paid the full settlement amount in April 2021 and has met its monetary obligations under the settlement agreement.

***Brazilian Tax Authorities Claims***

In 2004, Proservvi Empreendimentos e Servicos, Ltda., the predecessor to Fidelity National Servicos de Tratamento de Documentos e Informatica Ltda. ("Servicos"), a subsidiary of Fidelity National Participacoes Ltda., our former item processing and remittance services operation in Brazil, acquired certain assets and employees and leased certain facilities from the Transpev Group ("Transpev") in Brazil. Transpev's remaining assets were later acquired by Prosegur, an unrelated third party. When Transpev discontinued its operations after the asset sale to Prosegur, it had unpaid federal taxes and social contributions owing to the Brazilian tax authorities. The Brazilian tax authorities brought a claim against Transpev and beginning in 2012 brought claims against Prosegur and Servicos on the grounds that Prosegur and Servicos were successors in interest to Transpev. To date, the Brazilian tax authorities filed 14 claims against Servicos asserting potential tax liabilities of approximately \$11 million. There are potentially 24 additional claims against Transpev/Prosegur for which Servicos is named as a co-defendant or may be named but for which Servicos has not yet been served. These additional claims amount to approximately \$30 million, making the total potential exposure for all 38 claims approximately \$41 million. We do not believe a liability for these 38 total claims is probable and, therefore, have not recorded a liability for any of these claims.

***Tax Receivable Agreement***

The Company assumed in the Worldpay acquisition a Tax Receivable Agreement ("TRA") under which the Company agreed to make payments to Fifth Third Bank ("Fifth Third") of 85% of the federal, state, local and foreign income tax benefits realized by the Company as a result of certain tax deductions. In December 2019, the Company entered into a Tax Receivable Purchase Addendum (the "Amendment") that provides written call and put options (collectively "the options") to terminate certain estimated obligations under the TRA in exchange for fixed cash payments.

The remaining TRA obligations not subject to the Amendment are based on the cash savings realized by the Company by comparing the actual income tax liability of the Company to the amount of such taxes the Company would have been required to pay had there been no deductions related to the tax attributes. Under the TRA, in certain specified circumstances, such as certain changes of control, the Company may be required to make payments in excess of such cash savings.

**FIDELITY NATIONAL INFORMATION SERVICES, INC.  
AND SUBSIDIARIES  
NOTES TO CONSOLIDATED FINANCIAL STATEMENTS - (Continued)**

Obligations recorded in our consolidated financial statements pursuant to the TRA are based on estimates of future deductions and future tax rates and in the case of the obligations subject to the Amendment, reflect management's expectation that the options will be exercised. In January 2022, the Company exercised its second call option pursuant to the Amendment, which results in fixed cash payments to Fifth Third of \$186 million. The timing and/or amount of aggregate payments due under the TRA may vary based on a number of factors, including the exercise of options, the amount and timing of taxable income the Company generates in the future and the tax rate then applicable, the use of loss carryforwards and amortizable basis. Each reporting period, the Company evaluates the assumptions underlying the TRA obligations.

The consolidated balance sheet as of December 31, 2021 and 2020, includes a total liability of \$451 million and \$532 million, respectively, relating to the TRA. The following table summarizes our estimated payment obligation timing under the TRA as of December 31, 2021 (in millions):

	Total	Payments Due in		
		2022	2023	2024 and After
Obligations under TRA	\$ 451	\$ 185	\$ 197	\$ 69

***Chargeback Liability***

Through services offered in our Merchant Solutions segment, the Company is exposed to potential losses from merchant-related chargebacks. A chargeback occurs when a dispute between a cardholder and a merchant, including a claim for non-delivery of the product or service by the merchant, is not resolved in favor of the merchant and the transaction is charged back to the merchant resulting in a refund of the purchase price to the cardholder. If the Company is unable to collect this chargeback amount from the merchant due to closure, bankruptcy or other reasons, the Company bears the loss for the refund paid to the cardholder. The risk of chargebacks is typically greater for those merchants that promise future delivery of goods and services rather than delivering goods or rendering services at the time of payment. The economic impact of the COVID-19 pandemic has not resulted in material chargeback losses as of December 31, 2021; however, it is reasonably possible that the Company has incurred or may incur significant losses related to future chargebacks. Due to the unprecedented nature of the pandemic and the numerous current and future uncertainties that may impact any potential chargeback losses, and considering that the Company has no historical experience with similar uncertainties, a reasonable estimate of the possible accrual for future chargeback losses or range of losses cannot be made.

***Indemnifications and Warranties***

The Company generally indemnifies its clients, subject to certain limitations and exceptions, against damages and costs resulting from claims of patent, copyright, or trademark infringement associated solely with its customers' use of the Company's software applications or services. Historically, the Company has not made any material payments under such indemnifications but continues to monitor the conditions that are subject to the indemnifications to identify whether it is probable that a loss has occurred, in which case it would recognize any such losses when they are estimable. In addition, the Company warrants to customers that its software operates substantially in accordance with the software specifications. Historically, no material costs have been incurred related to software warranties, and no accruals for warranty costs have been made.

***Purchase Commitments***

The Company has agreements with various vendors, generally with one- to five-year terms, principally for software, maintenance support, telecommunication and network services. Additionally, we have agreements with third-party processors to provide gateway authorization and other processing services. The Company's estimated aggregate contractual obligation remaining under these agreements is approximately \$795 million as of December 31, 2021, which is inclusive of the capital obligation related to the construction of our new headquarters. However, this amount could be more or less depending on various factors such as the inflation rate, foreign exchange rates, the introduction of significant new technologies, or changes in the Company's processing needs. The foregoing amounts do not include obligations of the Company under operating leases.

**FIDELITY NATIONAL INFORMATION SERVICES, INC.  
AND SUBSIDIARIES  
NOTES TO CONSOLIDATED FINANCIAL STATEMENTS - (Continued)**

**(17) Employee Benefit Plans**

***Stock Purchase Plan***

FIS employees participate in an Employee Stock Purchase Plan ("ESPP"). Eligible employees may voluntarily purchase, at current market prices, shares of FIS' common stock through payroll deductions. Pursuant to the ESPP, employees may contribute an amount between 3% and 15% of their base salary and certain commissions. Shares purchased are allocated to employees based upon their contributions. The Company contributes a matching amount as specified in the ESPP of 25% of the employee's contribution. The Company recorded expense of \$21 million, \$20 million, and \$15 million, respectively, for the years ended December 31, 2021, 2020 and 2019, relating to the participation of FIS employees in the ESPP.

***401(k) Profit Sharing Plans***

The Company's U.S. employees are covered by a qualified 401(k) plan. Eligible employees may contribute up to 40% of their eligible compensation, up to the annual amount allowed pursuant to the Internal Revenue Code. The Company generally matches 50% of each dollar of employee contribution up to 6% of the employee's total eligible compensation. The Company recorded expense of \$118 million, \$107 million and \$91 million, respectively, for the years ended December 31, 2021, 2020 and 2019, relating to the participation of FIS employees in the 401(k) plan.

***Stock Compensation Plans***

The Company grants equity awards pursuant to shares authorized under the FIS 2008 Omnibus Incentive Plan, as restated and amended in conjunction with certain acquisitions to register additional shares for issuance ("FIS Plan"). The number of shares available for future grants under the FIS Plan is 29 million as of December 31, 2021.

On January 1, 2021, the Company established a Qualified Retirement Equity Program that modified our existing stock compensation plans. The modification implemented a new retirement policy that permits retirees that meet certain eligibility criteria to continue vesting in unvested equity awards in accordance with the terms of the respective grant agreements, resulting in accelerated stock compensation expense for those employees meeting the definition of retirement eligible. The Company recorded \$104 million in accelerated stock compensation expense included in Selling, general, and administrative expenses in the consolidated statement of earnings to reflect the impact of the modification on unvested equity awards outstanding at January 1, 2021.

During 2019, in conjunction with the Worldpay acquisition, the Company converted outstanding Worldpay equity awards into corresponding FIS equity awards, pursuant to the terms of the merger agreement. The converted equity awards are subject to time-based vesting criteria and include change in control provisions allowing for acceleration of unvested awards in the event of termination of employment without cause or for good reason.

***Stock Options***

The Company grants stock options to certain key employees, which typically vest annually over three years. All stock options are non-qualified stock options, the stock options granted by the Company expire on the seventh anniversary of the grant date, and the stock options converted through the Worldpay acquisition expire on the tenth anniversary of the grant date.

**FIDELITY NATIONAL INFORMATION SERVICES, INC.  
AND SUBSIDIARIES  
NOTES TO CONSOLIDATED FINANCIAL STATEMENTS - (Continued)**

The following table summarizes stock option activity for the year ended December 31, 2021 (in millions except for per share amounts):

	Options	Weighted Average Exercise Price	Weighted Average Remaining Contractual Term (Years)	Aggregate Intrinsic Value
Balance, December 31, 2020	8	\$ 88.01	3.8	\$ 464
Granted	2	142.92		
Exercised	(2)	72.67		\$ 107
Cancelled	—	126.64		
Balance, December 31, 2021	<u>8</u>	\$ 99.32	3.6	\$ 143
Options exercisable at December 31, 2021	<u>6</u>	\$ 84.91	2.6	\$ 142

The intrinsic value of options exercised during the years ended December 31, 2021, 2020 and 2019, was \$107 million, \$348 million and \$189 million, respectively. The intrinsic value of the outstanding options and options exercisable is based on a closing stock price as of December 31, 2021, of \$109.15. The Company issues authorized but unissued shares or shares from treasury stock to settle stock options exercised.

The number of options granted for the years ended December 31, 2021, 2020 and 2019, was 2 million, 2 million and 1 million, respectively. The weighted average exercise price was \$142.92, \$120.47 and \$113.48 for the years ended December 31, 2021, 2020 and 2019, respectively.

The weighted average fair value of options granted during the years ended December 31, 2021, 2020 and 2019, was \$29.01, \$21.17 and \$19.25, respectively, using the Black-Scholes option pricing model with the assumptions below:

	2021	2020	2019
Risk free interest rate	0.6 %	0.4 %	2.2 %
Volatility	27.6 %	24.7 %	20.1 %
Dividend yield	1.1 %	1.2 %	1.2 %
Weighted average expected life (years)	4.1	4.1	4.1

The options converted through the Worldpay acquisition on July 31, 2019, had a weighted average fair value of \$71.05, a weighted average risk free interest rate of 1.9%, a weighted volatility of 18.6%, a weighted average dividend yield of 1.0% and a weighted average expected life of 3.9 years.

The Company estimates future forfeitures at the time of grant and revises those estimates in subsequent periods if actual forfeitures differ significantly from those estimates. The Company bases the risk-free interest rate that is used in the Black-Scholes model on U.S. Treasury securities issued with maturities similar to the expected term of the options. The expected stock volatility factor is determined using historical daily price of the common stock and the impact of any expected trends. The dividend yield assumption is based on the current dividend yield at the grant date or management's forecasted expectations. The expected life assumption is determined by calculating the average term from the Company's historical stock option activity and considering the impact of future trends.

*Restricted Stock Units*

The Company issues restricted stock units, which typically vest annually over three years. The grant date fair value of the restricted stock units is based on the fair market value of our common stock on the grant date. The number of restricted stock units granted during the years ended December 31, 2021, 2020 and 2019, was 2 million, 1 million and 2 million, respectively. The weighted average grant date fair value of these awards granted during the years ended December 31, 2021, 2020 and 2019, was \$136.69, \$127.14 and \$124.72, respectively. Certain restricted stock units granted in 2021, 2020 and 2019 are also subject to performance and/or market conditions, in addition to time-based vesting criteria. For the grants with performance conditions, participants typically have the right to earn 0% to 300% of the target number of shares of the Company's common stock,

**FIDELITY NATIONAL INFORMATION SERVICES, INC.  
AND SUBSIDIARIES  
NOTES TO CONSOLIDATED FINANCIAL STATEMENTS - (Continued)**

determined by the level of the financial performance measures achieved during the performance period. The total fair value of restricted stock units that vested was \$298 million, \$293 million and \$169 million in 2021, 2020 and 2019, respectively.

The following table summarizes the restricted stock units activity for the year ended December 31, 2021 (in millions except for per share amounts):

	<u>Quantity</u>	<u>Weighted Average Fair Value</u>
Balance December 31, 2020	5	\$ 127.63
Granted	2	\$ 136.69
Vested	(2)	\$ 127.19
Forfeited	—	\$ 126.34
Balance December 31, 2021	<u>5</u>	<u>\$ 132.60</u>

*Stock Compensation Cost*

The Company recorded total stock compensation expense of \$383 million, \$283 million and \$402 million for the years ended December 31, 2021, 2020 and 2019, respectively, included in Selling, general, and administrative expenses in the consolidated statements of earnings. Stock compensation expense recorded related to the grants with performance conditions is based on management's expected level of achievement of the financial performance measures during the performance period and is adjusted as appropriate throughout the performance period based on the shares expected to be earned at that time. The 2021 stock compensation expense includes \$104 million in accelerated stock compensation expense resulting from the Qualified Retirement Equity Program modification, described further above.

As of December 31, 2021 and 2020, the total unrecognized compensation cost related to non-vested stock awards is \$181 million and \$304 million, respectively, which is expected to be recognized in pre-tax income over a weighted average period of 1.5 years and 1.2 years, respectively.

**(18) Related-Party Transactions**

The Company held a noncontrolling ownership stake in Cardinal Holdings ("Cardinal"), which operated the Capco consulting business, through April 29, 2021, when we sold our ownership stake due to an acquisition transaction of the Capco consulting business by Wipro Ltd. As a result of the transaction, we received net cash proceeds of approximately \$367 million and recorded an approximate \$225 million gain in Other income (expense), net on the consolidated statement of earnings. FIS' ownership stake in Cardinal was 36% at the date of sale and at December 31, 2020. Prior to the sale, the Company recorded the ownership stake in Cardinal as an equity method investment included within Other noncurrent assets on the consolidated balance sheet. The carrying value of this equity method investment was \$137 million at December 31, 2020.

FIS provides ongoing management consulting services and other services to Cardinal. FIS also purchases services and software licenses from Cardinal from time to time. Cardinal was a related party through April 29, 2021. Amounts transacted through these agreements were not significant to the 2021, 2020 and 2019 periods presented when Cardinal was a related party.

**FIDELITY NATIONAL INFORMATION SERVICES, INC.  
AND SUBSIDIARIES  
NOTES TO CONSOLIDATED FINANCIAL STATEMENTS - (Continued)**

**(19) Components of Other Comprehensive Earnings (Loss)**

The following table shows Accumulated other comprehensive earnings (loss) attributable to FIS by component, net of tax, for the years ended December 31, 2021, 2020 and 2019 (in millions):

	Interest Rate Swap Contracts	Foreign Currency Translation Adjustments	Other	Total
Balances, December 31, 2018	\$ —	\$ (391)	\$ (39)	\$ (430)
Other comprehensive earnings (loss) before reclassifications	(127)	578	(56)	395
Amounts reclassified from accumulated other comprehensive earnings	—	—	2	2
Balances, December 31, 2019	(127)	187	(93)	(33)
Other comprehensive earnings (loss) before reclassifications	(21)	106	3	88
Amounts reclassified from accumulated other comprehensive earnings	—	—	2	2
Balances, December 31, 2020	(148)	293	(88)	57
Other comprehensive earnings (loss) before reclassifications	392	(212)	5	185
Amounts reclassified from accumulated other comprehensive earnings	—	—	10	10
Balances, December 31, 2021	<u>\$ 244</u>	<u>\$ 81</u>	<u>\$ (73)</u>	<u>\$ 252</u>

See Note 15 for the tax provision associated with each component of other comprehensive earning (loss).

**(20) Concentration of Risk**

The Company generates a significant amount of revenue from large clients; however, no individual client accounted for 10% or more of total revenue in the years ended December 31, 2021, 2020 and 2019.

Financial instruments that potentially subject the Company to concentrations of credit risk consist primarily of cash equivalents and trade receivables. The Company places its cash equivalents with high credit-quality financial institutions and, by policy, limits the amount of credit exposure with any one financial institution. Concentrations of credit risk with respect to trade receivables are limited because a large number of geographically diverse clients make up the Company's client base, thus spreading the trade receivables credit risk. The Company controls credit risk through monitoring procedures.

**(21) Segment Information**

FIS reports its financial performance based on the following segments: Merchant Solutions, Banking Solutions, Capital Market Solutions and Corporate and Other. The Company regularly assesses its portfolio of assets and reclassified certain non-strategic businesses from the Merchant Solutions, Banking Solutions, and Capital Market Solutions segments into the Corporate and Other segment during the year ended December 31, 2020, and recast all prior-period segment information presented. Below is a summary of each segment.

***Merchant Solutions ("Merchant")***

The Merchant segment is focused on serving merchants of all sizes globally, enabling them to accept, authorize and settle electronic payment transactions. Merchant includes all aspects of payment processing, including value-added services, such as security, fraud prevention, advanced data analytics, foreign currency management and numerous funding options. Merchant serves clients in over 100 countries. Our Merchant clients are highly-diversified, including global enterprises, national retailers and small- to medium-sized businesses. The Merchant segment utilizes broad and varied distribution channels, including direct sales forces and multiple referral partner relationships that provide us with access to new and existing markets.

**FIDELITY NATIONAL INFORMATION SERVICES, INC.  
AND SUBSIDIARIES  
NOTES TO CONSOLIDATED FINANCIAL STATEMENTS - (Continued)**

***Banking Solutions ("Banking")***

The Banking segment is focused on serving financial institutions of all sizes with core processing software, transaction processing software and complementary applications and services, many of which interact directly with core processing software. We sell these solutions and services on either a bundled or stand-alone basis. Clients in this segment include global financial institutions, U.S. regional and community banks, credit unions and commercial lenders, as well as government institutions and other commercial organizations. Banking serves clients in more than 100 countries. We provide our clients integrated solutions characterized by multi-year processing contracts that generate highly recurring revenue. The predictable nature of cash flows generated from the Banking segment provides opportunities for further investments in innovation, integration, information and security, and compliance in a cost-effective manner.

***Capital Market Solutions ("Capital Markets")***

The Capital Markets segment is focused on serving global financial services clients with a broad array of buy- and sell-side solutions. Clients in this segment operate in more than 100 countries and include asset managers, buy- and sell-side securities brokerage and trading firms, insurers, private equity firms, and other commercial organizations. Our buy- and sell-side solutions include a variety of mission-critical applications for recordkeeping, data and analytics, trading, financing and risk management. Capital Markets clients purchase our solutions and services in various ways including licensing and managing technology "in-house," using consulting and third-party service providers, as well as procuring fully outsourced end-to-end solutions. Our long-established relationships with many of these financial and commercial institutions generate significant recurring revenue. We have made, and continue to make, investments in modern platforms, advanced technologies, open APIs, machine learning and artificial intelligence, and regulatory technology to support our Capital Markets clients.

***Corporate and Other***

The Corporate and Other segment consists of corporate overhead expense, certain leveraged functions and miscellaneous expenses that are not included in the operating segments, as well as certain non-strategic businesses that we plan to wind down or sell. The overhead and leveraged costs relate to corporate marketing, corporate finance and accounting, human resources, legal, and amortization of acquisition-related intangibles and other costs, such as acquisition and integration expenses, that are not considered when management evaluates revenue-generating segment performance.

The Company recorded acquisition and integration costs primarily related to the Worldpay acquisition as well as certain other costs, including cost associated with the Company's platform modernization totaling \$139 million for the year ended December 31, 2021. The Company also recorded \$202 million of asset impairments for certain software and deferred contract cost assets and \$183 million of incremental amortization expense associated with shortened estimated useful lives and accelerated amortization methods for certain acquired software and deferred contract cost assets driven by the Company's platform modernization for the year ended December 31, 2021. The Company also recorded costs related to data center consolidation activities totaling \$43 million, \$88 million and \$70 million, for the years ended December 31, 2021, 2020 and 2019, respectively. In addition, the Company recorded incremental costs directly related to COVID-19 of \$44 million and \$71 million for the years ended December 31, 2021 and 2020. For the year ended December 31, 2021, the Company also recorded \$104 million in accelerated stock compensation expense to reflect the impact of establishing a Qualified Retirement Equity Program that modified unvested equity awards outstanding at January 1, 2021 (see Note 17).

***Adjusted EBITDA***

Adjusted EBITDA is a measure of segment profit or loss that is reported to the chief operating decision maker for purposes of making decisions about allocating resources to the segments and assessing their performance. For this reason, Adjusted EBITDA, as it relates to our segments, is presented in conformity with FASB ASC Topic 280, *Segment Reporting*. Adjusted EBITDA is defined as net earnings (loss) before net interest expense, net other income (expense), income tax provision (benefit), equity method investment earnings (loss), and depreciation and amortization, and excludes certain costs and other transactions that management deems non-operational in nature. The non-operational items affecting the segment profit measure generally include the purchase price amortization of acquired intangible assets as well as acquisition, integration and certain other costs and asset impairments. Adjusted EBITDA also excludes incremental and direct costs resulting from the COVID-19 pandemic. These costs and adjustments are recorded in the Corporate and Other segment for the periods discussed below. Adjusted EBITDA for the respective segments excludes the foregoing costs and adjustments.

**FIDELITY NATIONAL INFORMATION SERVICES, INC.  
AND SUBSIDIARIES  
NOTES TO CONSOLIDATED FINANCIAL STATEMENTS - (Continued)**

Summarized financial information for the Company's segments is shown in the following tables. The Company does not evaluate performance or allocate resources based on segment asset data; therefore, such information is not presented.

As of and for the year ended December 31, 2021 (in millions):

	Merchant Solutions	Banking Solutions	Capital Market Solutions	Corporate and Other	Total
Revenue	\$ 4,496	\$ 6,396	\$ 2,624	\$ 361	\$ 13,877
Operating expenses	(2,580)	(4,105)	(1,682)	(4,455)	(12,822)
Depreciation and amortization (including purchase accounting amortization)	346	583	329	2,757	4,015
Acquisition, integration and other costs	—	—	—	845	845
Asset impairments	—	—	—	202	202
Adjusted EBITDA	<u>\$ 2,262</u>	<u>\$ 2,874</u>	<u>\$ 1,271</u>	<u>\$ (290)</u>	<u>\$ 6,117</u>
Adjusted EBITDA					\$ 6,117
Depreciation and amortization					(1,251)
Purchase accounting amortization					(2,764)
Acquisition, integration and other costs					(845)
Asset impairments					(202)
Interest expense, net					(214)
Other income (expense), net					(52)
(Provision) benefit for income taxes					(371)
Equity method investment earnings (loss)					6
Net earnings attributable to noncontrolling interest					(7)
Net earnings attributable to FIS common stockholders					<u>\$ 417</u>
Capital expenditures (1)	<u>\$ 401</u>	<u>\$ 442</u>	<u>\$ 229</u>	<u>\$ 214</u>	<u>\$ 1,286</u>

(1) Capital expenditures include \$35 million in other financing obligations for certain hardware and software.

As of and for the year ended December 31, 2020 (in millions):

	Merchant Solutions	Banking Solutions	Capital Market Solutions	Corporate and Other	Total
Revenue	\$ 3,767	\$ 5,944	\$ 2,440	\$ 401	\$ 12,552
Operating expenses	(2,320)	(3,901)	(1,566)	(4,213)	(12,000)
Depreciation and amortization (including purchase accounting amortization)	305	513	273	2,623	3,714
Acquisition, integration and other costs	—	—	—	858	858
Asset impairments	—	—	—	136	136
Adjusted EBITDA	<u>\$ 1,752</u>	<u>\$ 2,556</u>	<u>\$ 1,147</u>	<u>\$ (195)</u>	<u>\$ 5,260</u>
Adjusted EBITDA					\$ 5,260
Depreciation and amortization					(964)
Purchase accounting amortization					(2,750)
Acquisition, integration and other costs					(858)
Asset impairments					(136)
Interest expense, net					(334)
Other income (expense), net					48
(Provision) benefit for income taxes					(96)
Equity method investment earnings (loss)					(6)
Net earnings attributable to noncontrolling interest					(6)
Net earnings attributable to FIS common stockholders					<u>\$ 158</u>
Capital expenditures (1)	<u>\$ 365</u>	<u>\$ 498</u>	<u>\$ 223</u>	<u>\$ 64</u>	<u>\$ 1,150</u>

(1) Capital expenditures include \$21 million in other financing obligations for certain hardware and software.

**FIDELITY NATIONAL INFORMATION SERVICES, INC.  
AND SUBSIDIARIES  
NOTES TO CONSOLIDATED FINANCIAL STATEMENTS - (Continued)**

As of and for the year ended December 31, 2019 (in millions):

	Merchant Solutions	Banking Solutions	Capital Market Solutions	Corporate and Other	Total
Revenue	\$ 1,942	\$ 5,592	\$ 2,318	\$ 481	\$ 10,333
Operating expenses	(1,090)	(3,679)	(1,458)	(3,137)	(9,364)
Depreciation and amortization (including purchase accounting amortization)	115	489	213	1,627	2,444
Acquisition deferred revenue adjustment	—	—	—	—	—
Acquisition, integration and other costs	—	—	—	704	704
Asset impairments	—	—	—	87	87
Adjusted EBITDA	<u>\$ 967</u>	<u>\$ 2,402</u>	<u>\$ 1,073</u>	<u>\$ (238)</u>	<u>\$ 4,204</u>
Adjusted EBITDA					\$ 4,204
Depreciation and amortization					(809)
Purchase accounting amortization					(1,635)
Acquisition, integration and other costs					(704)
Asset impairments					(87)
Interest expense, net					(337)
Other income (expense), net					(219)
(Provision) benefit for income taxes					(100)
Equity method investment earnings (loss)					(10)
Net earnings attributable to noncontrolling interest					(5)
Net earnings attributable to FIS common stockholders					<u>\$ 298</u>
Capital expenditures (1)	<u>\$ 141</u>	<u>\$ 612</u>	<u>\$ 266</u>	<u>\$ 24</u>	<u>\$ 1,043</u>

(1) Capital expenditures include \$215 million in other financing obligations for certain hardware and software.

Clients in the United Kingdom, Germany, Australia, Brazil, and India accounted for the majority of the revenue from clients based outside of North America for all periods presented. FIS conducts business in over 100 countries, with no individual country outside of North America accounting for more than 10% of total revenue for the years ended December 31, 2021, 2020 and 2019.

Long-term assets, excluding goodwill and other intangible assets, located outside of the United States totaled \$1,608 million and \$1,772 million as of December 31, 2021 and 2020, respectively. These assets are predominantly located in the United Kingdom, France, India, Germany, Belgium and Netherlands.

**Item 9. *Changes in and Disagreements with Accountants on Accounting and Financial Disclosure***

None.

**Item 9A. *Controls and Procedures***

As of the end of the year covered by this report, we carried out an evaluation, under the supervision and with the participation of our principal executive officer and principal financial officer, of the effectiveness of the design and operation of our disclosure controls and procedures, as such term is defined in Rule 13a-15 (e) under the Securities Exchange Act of 1934, as amended (the "Exchange Act"). Based on this evaluation, our principal executive officer and principal financial officer concluded that our disclosure controls and procedures were effective to ensure that information required to be disclosed by us in the reports that we file or submit under the Exchange Act is (a) recorded, processed, summarized and reported within the time periods specified in the Commission's rules and forms and (b) accumulated and communicated to management, including our principal executive and principal financial officers, as appropriate to allow timely decisions regarding required disclosure.

There have been no changes in our internal control over financial reporting that occurred during the most recent fiscal quarter that have materially affected, or are reasonably likely to materially affect, our internal control over financial reporting.

**MANAGEMENT'S REPORT ON INTERNAL CONTROL OVER FINANCIAL REPORTING**

Management is responsible for establishing and maintaining adequate internal control over financial reporting, as such term is defined in Exchange Act Rules 13a-15(f). Under the supervision and with the participation of our management, including our principal executive officer and principal financial officer, we conducted an evaluation of the effectiveness of our internal control over financial reporting. Management has adopted the framework in *Internal Control - Integrated Framework (2013)* issued by the Committee of Sponsoring Organizations of the Treadway Commission ("COSO"). Based on our evaluation under this framework, our management concluded that our internal control over financial reporting was effective as of December 31, 2021. KPMG LLP, an independent registered public accounting firm, has issued an attestation report on our internal control over financial reporting as set forth in Item 8.

**Item 9B. *Other Information***

None.

**Item 9C. *Disclosure Regarding Foreign Jurisdictions that Prevent Inspections***

Not applicable.

**PART III**

**Items 10-14.**

Within 120 days after the close of its fiscal year, the Company intends to file with the Securities and Exchange Commission a definitive proxy statement pursuant to Regulation 14A of the Securities Exchange Act of 1934, as amended, which will include the matters required by these items and is incorporated herein by reference.

**PART IV**

**Item 15. *Exhibits and Financial Statement Schedules***

- (1) Financial Statement Schedules: All schedules have been omitted because they are not applicable, not material or the required information is included in the consolidated financial statements or notes thereto.

- (2) Exhibits: The following is a complete list of exhibits included as part of this report, including those incorporated by reference. A list of those documents filed with this report is set forth on the Exhibit Index appearing elsewhere in this report and is incorporated by reference.

Exhibit No.	Exhibit Description	Incorporated by Reference				Filed/ Furnished Herewith
		Form	SEC File Number	Exhibit	Filing Date	
3.1	<u>Amended and Restated Articles of Incorporation of Fidelity National Information Services, Inc.</u>	8-K	001-16427	3.1	2/6/2006	
3.2	<u>Amendment To Articles of Incorporation of Fidelity National Information Services, Inc.</u>	10-K	001-16427	3.2	2/26/2013	
3.3	<u>Amendment To Articles of Incorporation of Fidelity National Information Services, Inc.</u>	10-Q	001-16427	3.1	8/7/2014	
3.4	<u>Articles of Amendment to the Articles of Incorporation of Fidelity National Information Services, Inc., Effective as of July 31, 2019.</u>	8-K	001-16427	3.1	7/31/2019	
3.5	<u>Fourth Amended and Restated Bylaws of Fidelity National Information Services, Inc.</u>	8-K	001-16427	3.1	1/27/2017	
4.1	<u>Form of certificate representing Fidelity National Information Services, Inc. Common Stock.</u>	S-3ASR	333-131593	4.3	2/6/2006	
4.2	<u>Indenture, dated as of April 15, 2013, among FIS, the Guarantors and The Bank of New York Mellon Trust Company, N.A., a national banking association, as trustee.</u>	8-K	001-16427	4.1	4/15/2013	
4.3	<u>Eleventh Supplemental Indenture, dated as of August 16, 2016 between FIS and The Bank of New York Mellon Trust Company, N.A., a national banking association, as trustee.</u>	8-K	001-16427	4.3	8/16/2016	
4.4	<u>Thirteenth Supplemental Indenture, dated as of July 10, 2017 between FIS and The Bank of New York Mellon Trust Company, N.A., a national banking association, as trustee.</u>	8-K	001-16427	4.2	7/11/2017	
4.5	<u>Fourteenth Supplemental Indenture, dated as of July 10, 2017 between FIS and The Bank of New York Mellon Trust Company, N.A., a national banking association, as trustee.</u>	8-K	001-16427	4.3	7/11/2017	
4.6	<u>Fifteenth Supplemental Indenture, dated as of May 16, 2018 between FIS and The Bank of New York Mellon Trust Company, N.A., a national banking association, as trustee.</u>	8-K	001-16427	4.1	5/16/2018	
4.7	<u>Sixteenth Supplemental Indenture, dated as of May 16, 2018 between FIS and The Bank of New York Mellon Trust Company, N.A., a national banking association, as trustee.</u>	8-K	001-16427	4.2	5/16/2018	

Exhibit No.	Exhibit Description	Incorporated by Reference				Filed/ Furnished Herewith
		Form	SEC File Number	Exhibit	Filing Date	
4.8	<u>Eighteenth Supplemental Indenture, dated as of May 21, 2019 between FIS and The Bank of New York Mellon Trust Company, N.A., a national banking association, as trustee.</u>	8-K	001-16427	4.2	5/21/2019	
4.9	<u>Nineteenth Supplemental Indenture, dated as of May 21, 2019 between FIS and The Bank of New York Mellon Trust Company, N.A., a national banking association, as trustee.</u>	8-K	001-16427	4.3	5/21/2019	
4.10	<u>Twentieth Supplemental Indenture, dated as of May 21, 2019 between FIS and The Bank of New York Mellon Trust Company, N.A., a national banking association, as trustee.</u>	8-K	001-16427	4.4	5/21/2019	
4.11	<u>Twenty-First Supplemental Indenture, dated as of May 21, 2019 between FIS and The Bank of New York Mellon Trust Company, N.A., a national banking association, as trustee.</u>	8-K	001-16427	4.5	5/21/2019	
4.12	<u>Twenty-Fourth Supplemental Indenture, dated as of May 21, 2019 between FIS and The Bank of New York Mellon Trust Company, N.A., a national banking association, as trustee.</u>	8-K	001-16427	4.8	5/21/2019	
4.13	<u>Twenty-Fifth Supplemental Indenture, dated as of May 21, 2019 between FIS and The Bank of New York Mellon Trust Company, N.A., a national banking association, as trustee.</u>	8-K	001-16427	4.9	5/21/2019	
4.14	<u>Twenty-Sixth Supplemental Indenture, dated as of December 3, 2019 between FIS and The Bank of New York Mellon Trust Company, N.A., a national banking association, as trustee.</u>	8-K	001-16427	4.1	12/3/2019	
4.15	<u>Twenty-Seventh Supplemental Indenture, dated as of December 3, 2019 between FIS and The Bank of New York Mellon Trust Company, N.A., a national banking association, as trustee.</u>	8-K	001-16427	4.2	12/3/2019	
4.16	<u>Twenty-Eighth Supplemental Indenture, dated as of December 3, 2019 between FIS and The Bank of New York Mellon Trust Company, N.A., a national banking association, as trustee.</u>	8-K	001-16427	4.3	12/3/2019	
4.17	<u>Twenty-Ninth Supplemental Indenture, dated as of December 3, 2019 between FIS and The Bank of New York Mellon Trust Company, N.A., a national banking association, as trustee.</u>	8-K	001-16427	4.4	12/3/2019	
4.18	<u>Thirtieth Supplemental Indenture, dated as of March 2, 2021 between FIS and The Bank of New York Mellon Trust Company, N.A., a national banking association as trustee.</u>	8-K	001-16427	4.1	3/2/2021	

Exhibit No.	Exhibit Description	Incorporated by Reference				Filed/ Furnished Herewith
		Form	SEC File Number	Exhibit	Filing Date	
4.19	<u>Thirty-First Supplemental Indenture, dated as of March 2, 2021 between FIS and The Bank of New York Mellon Trust Company, N.A., a national banking association as trustee.</u>	8-K	001-16427	4.2	3/2/2021	
4.20	<u>Thirty-Second Supplemental Indenture, dated as of March 2, 2021 between FIS and The Bank of New York Mellon Trust Company, N.A., a national banking association as trustee.</u>	8-K	001-16427	4.3	3/2/2021	
4.21	<u>Thirty-Third Supplemental Indenture, dated as of March 2, 2021 between FIS and The Bank of New York Mellon Trust Company, N.A., a national banking association as trustee.</u>	8-K	001-16427	4.4	3/2/2021	
4.22	<u>Thirty-Fourth Supplemental Indenture, dated as of March 2, 2021 between FIS and The Bank of New York Mellon Trust Company, N.A., a national banking association as trustee.</u>	8-K	001-16427	4.5	3/2/2021	
4.23	<u>Thirty-Fifth Supplemental Indenture, dated as of March 2, 2021 between FIS and The Bank of New York Mellon Trust Company, N.A., a national banking association as trustee.</u>	8-K	001-16427	4.6	3/2/2021	
4.24	<u>Description of the Company's Common Stock registered pursuant to Section 12 of the Securities Exchange Act of 1934.</u>	10-K	001-16427	4.25	2/20/2020	
4.25	<u>Description of the Company's 1.700% Senior Notes due 2022 and 1.100% Senior Notes due 2024 registered pursuant to Section 12 of the Securities Exchange Act of 1934.</u>	10-K	001-16427	4.25	2/18/2021	
4.26	<u>Description of the Company's 0.750% Senior Notes Due 2023, 1.500% Senior Notes Due 2027, 2.000% Senior Notes Due 2030, 2.950% Senior Notes Due 2039 and 3.360% Senior Notes Due 2031 registered pursuant to Section 12 of the Securities Exchange Act of 1934.</u>					*
4.27	<u>Description of the Company's 0.125% Senior Notes Due 2022, 0.625% Senior Notes Due 2025, 1.000% Senior Notes Due 2028 and 2.250% Senior Notes Due 2029, registered pursuant to Section 12 of the Securities Exchange Act of 1934.</u>	10-K	001-16427	4.28	2/20/2020	
10.1	<u>Certegy Inc. Deferred Compensation Plan, effective as of June 15, 2001. (1)</u>	10-K405	001-16427	10.25	3/25/2002	
10.2	<u>Certegy Inc. Executive Life and Supplemental Retirement Benefit Plan Split Dollar Life Insurance Agreement, effective as of November 7, 2003. (1)</u>	10-K	001-16427	10.40	2/17/2004	

Exhibit No.	Exhibit Description	Incorporated by Reference				Filed/ Furnished Herewith
		Form	SEC File Number	Exhibit	Filing Date	
10.3	<u>Grantor Trust Agreement, dated as of July 8, 2001, between Certegy Inc. and Wachovia Bank, N.A. (1)</u>	10-K405	001-16427	10.15	3/25/2002	
10.4	<u>Grantor Trust Agreement, dated as of July 8, 2001 and amended and restated as of December 5, 2003, between Certegy Inc. and Wachovia Bank, N.A. (1)</u>	10-K	001-16427	10.15(a)	2/17/2004	
10.5	<u>Second Amendment Agreement, dated as of April 5, 2019, by and among Fidelity National Information Services, Inc., the financial institutions party thereto as lenders and JPMorgan Chase Bank, N.A., as administrative agent.</u>	8-K	001-16427	10.1	4/11/2019	
10.6	<u>Third Amendment and Joinder Agreement, dated as of May 29, 2019, by and among Fidelity National Information Services, Inc., the financial institutions party thereto as lenders and JPMorgan Chase Bank, N.A., as administrative agent.</u>	8-K	001-16427	10.1	6/4/2019	
10.7	<u>Fourth Amendment Agreement dated as of March 2, 2021 by and among Fidelity National Information Services, Inc., and JP Morgan Chase Bank N.A., as administrative agent.</u>	8-K	001-16427	10.1	3/4/2021	
10.8	<u>Fidelity National Information Services, Inc. Employee Stock Purchase Plan, effective as of March 16, 2006. (1)</u>	S-4/A	333-135845	Annex C	9/19/2006	
10.9	<u>Fidelity National Information Services, Inc. Annual Incentive Plan, effective as of October 23, 2006. (1)</u>	S-4/A	333-135845	Annex D	9/19/2006	
10.10	<u>Amended and Restated Employment Agreement, effective as of December 29, 2009, by and among Fidelity National Information Services, Inc. and Gary A. Norcross. (1)</u>	8-K	001-16427	10.1	12/29/2009	
10.11	<u>Amendment No. 1 to Amended and Restated Employment Agreement, effective as of March 30, 2012, by and among Fidelity National Information Services, Inc., and Gary A. Norcross. (1)</u>	10-Q	001-16427	10.4	5/4/2012	
10.12	<u>Amendment to Employment Agreement, effective as of January 1, 2015, by and among Fidelity National Information Services, Inc., and Gary A. Norcross. (1)</u>	10-K	001-16427	10.31	2/27/2015	
10.13	<u>Amendment to Employment Agreement, effective as of February 23, 2016, by and among Fidelity National Information Services, Inc., and Gary A. Norcross. (1)</u>	10-K	001-16427	10.33	2/26/2016	
10.14	<u>Amendment to Employment Agreement, effective as of May 5, 2018, by and among Fidelity National Information Services, Inc., and Gary A. Norcross. (1)</u>	10-K	001-16427	10.14	2/21/2019	

Exhibit No.	Exhibit Description	Incorporated by Reference				Filed/ Furnished Herewith
		Form	SEC File Number	Exhibit	Filing Date	
10.15	<u>Amendment to Employment Agreement, effective as of May 21, 2019, by and among Fidelity National Information Services, Inc., and Gary A. Norcross. (1)</u>	10-Q	001-16427	10.3	8/6/2019	
10.16	<u>Employment Agreement, effective as of October 1, 2009, by and among Fidelity National Information Services, Inc. and James W. Woodall. (1)</u>	8-K	001-16427	10.13	10/2/2009	
10.17	<u>Amendment to Employment Agreement, effective as of January 29, 2013, by and between Fidelity National Information Services, Inc., and James W. Woodall. (1)</u>	10-K	001-16427	10.51	2/28/2014	
10.18	<u>Second Amendment to Employment Agreement, effective as of March 15, 2013, by and between Fidelity National Information Services, Inc., and James W. Woodall. (1)</u>	10-K	001-16427	10.52	2/28/2014	
10.19	<u>Amendment to Employment Agreement, effective as of February 23, 2016, by and between Fidelity National Information Services, Inc., and James W. Woodall. (1)</u>	10-K	001-16427	10.37	2/26/2016	
10.20	<u>Amendment to Employment Agreement, effective as of May 5, 2018, by and between Fidelity National Information Services, Inc., and James W. Woodall. (1)</u>	10-K	001-16427	10.19	2/21/2019	
10.21	<u>Amendment to Employment Agreement effective as of January 31, 2022 between Fidelity National Information Services Inc., and James W. Woodall. (1)</u>					*
10.22	<u>Employment Agreement, effective as of April 16, 2012, by and among Fidelity National Information Services, Inc., and Gregory G. Montana. (1)</u>	10-K	001-16427	10.81	2/26/2013	
10.23	<u>Amendment to Employment Agreement, effective as of February 23, 2016 by and among Fidelity National Information Services, Inc., and Gregory G. Montana. (1)</u>	10-K	001-16427	10.43	2/26/2016	
10.24	<u>Employment Agreement, effective as of February 1, 2018 by and between Fidelity National Information Services, Inc. and Marc Mayo. (1)</u>	10-K	001-16427	10.34	2/22/2018	
10.25	<u>Employment Agreement, effective as of February 1, 2018 by and between Fidelity National Information Services, Inc. and Bruce Lowthers. (1)</u>	10-K	001-16427	10.35	2/22/2018	
10.26	<u>Transition Agreement, Waiver and Release an Amendment to the Employment Agreement by and between Fidelity National Information Services, Inc., and Bruce Lowthers effective as of January 31, 2022. (1)</u>					*
10.27	<u>Employment Agreement, effective as of February 1, 2018 by and between Fidelity National Information Services, Inc. and Denise Williams. (1)</u>	10-K	001-16427	10.36	2/22/2018	

Exhibit No.	Exhibit Description	Incorporated by Reference				Filed/ Furnished Herewith
		Form	SEC File Number	Exhibit	Filing Date	
10.28	<u>Terms and Conditions of Employment, effective as of April 2, 2018, by and among FIS Systems (U.K.) Limited. and Martin Boyd. (1)</u>	10-Q	001-16427	10.4	8/6/2019	
10.29	<u>Amendment to Terms and Conditions of Employment Agreement effective January 31, 2022 by and among FIS Capital Markets UK Limited. and Martin Boyd. (1)</u>					*
10.30	<u>Form of Non-Statutory Stock Option Award under Fidelity National Information Services, Inc. amended and restated 2008 Omnibus Incentive Plan for grants made in 2014. (1)</u>	10-K	001-16427	10.60	2/26/2016	
10.31	<u>Form of Non-Statutory Stock Option Award under Fidelity National Information Services, Inc. amended and restated 2008 Omnibus Incentive Plan for grants made in 2015. (1)</u>	10-K	001-16427	10.63	2/26/2016	
10.32	<u>Form of Non-Statutory Stock Option Award under Fidelity National Information Services, Inc. amended and restated 2008 Omnibus Incentive Plan for grants made in 2016. (1)</u>	10-K	001-16427	10.62	2/23/2017	
10.33	<u>Form of Restricted Stock Grant for Directors under Fidelity National Information Services, Inc. amended and restated 2008 Omnibus Incentive Plan for grants made in 2017. (1)</u>	10-K	001-16427	10.46	2/21/2019	
10.34	<u>Form of Non-Statutory Stock Option Grant for Directors under Fidelity National Information Services, Inc. amended and restated 2008 Omnibus Incentive Plan for grants made in 2017. (1)</u>	10-K	001-16427	10.47	2/21/2019	
10.35	<u>Form of Restricted Stock Grant for Employees under Fidelity National Information Services, Inc. amended and restated 2008 Omnibus Incentive Plan for grants made in 2017. (1)</u>	10-K	001-16427	10.48	2/21/2019	
10.36	<u>Form of Non-Statutory Stock Option Grant for Employees under Fidelity National Information Services, Inc. amended and restated 2008 Omnibus Incentive Plan for grants made in 2017. (1)</u>	10-K	001-16427	10.49	2/21/2019	
10.37	<u>Form of Restricted Stock Unit Grant for Directors under Fidelity National Information Services, Inc. amended and restated 2008 Omnibus Incentive Plan for grants made in 2018. (1)</u>	10-K	001-16427	10.50	2/21/2019	
10.38	<u>Form of Stock Option Grant for Employees under Fidelity National Information Services, Inc. amended and restated 2008 Omnibus Incentive Plan for grants made in 2018. (1)</u>	10-K	001-16427	10.51	2/21/2019	

Exhibit No.	Exhibit Description	Incorporated by Reference				Filed/ Furnished Herewith
		Form	SEC File Number	Exhibit	Filing Date	
10.39	<u>Form of Restricted Stock Unit Grant for Employees under Fidelity National Information Services, Inc. amended and restated 2008 Omnibus Incentive Plan for grants made in 2018. (1)</u>	10-K	001-16427	10.52	2/21/2019	
10.40	<u>Form of Performance Stock Unit Grant for Employees under Fidelity National Information Services, Inc. amended and restated 2008 Omnibus Incentive Plan for grants made in 2018. (1)</u>	10-K	001-16427	10.53	2/21/2019	
10.41	<u>Seventh Amendment and Restatement Agreement, dated as of September 21, 2018, by and among Fidelity National Information Services, Inc., each lender party thereto and JP Morgan Chase Bank N.A., as Administrative Agent.</u>	8-K	001-16427	10.1	9/24/2018	
10.42	<u>Fidelity National Information Services, Inc. 2008 Omnibus Incentive Plan, as amended and restated effective May 30, 2018. (1)</u>	DEF 14A	001-16427	Annex A	4/20/2018	
10.43	<u>Amendment to Fidelity National Information Services, Inc. 2008 Omnibus Incentive Plan. (1)</u>	10-Q	001-16427	10.2	10/29/2020	
10.44	<u>Form of Stock Option Grant under Fidelity National Information Services, Inc. amended and restated 2008 Omnibus Incentive Plan for grants made in March 2019. (1)</u>	10-K	001-16427	10.43	2/20/2020	
10.45	<u>Form of Restricted Stock Unit Grant under Fidelity National Information Services, Inc. amended and restated 2008 Omnibus Incentive Plan for grants made in March 2019. (1)</u>	10-K	001-16427	10.44	2/20/2020	
10.46	<u>Form of Restricted Stock Unit Grant to Director under Fidelity National Information Services, Inc. amended and restated 2008 Omnibus Incentive Plan for grants made in May 2019. (1)</u>	10-K	001-16427	10.45	2/20/2020	
10.47	<u>Form of Performance Stock Unit Grant under Fidelity National Information Services, Inc. amended and restated 2008 Omnibus Incentive Plan for grants made in March 2019. (1)</u>	10-K	001-16427	10.46	2/20/2020	
10.48	<u>Form of Restricted Stock Unit Grant to Director under Fidelity National Information Services, Inc. amended and restated 2008 Omnibus Incentive Plan for grants made in August 2019. (1)</u>	10-K	001-16427	10.47	2/20/2020	

Exhibit No.	Exhibit Description	Incorporated by Reference				Filed/ Furnished Herewith
		Form	SEC File Number	Exhibit	Filing Date	
10.49	<u>Form of Performance Stock Unit Grant under Fidelity National Information Services, Inc. amended and restated 2008 Omnibus Incentive Plan for grants made in August 2019. (1)</u>	10-K	001-16427	10.48	2/20/2020	
10.50	<u>Form of Performance Share Unit Award for United Kingdom Employees under Worldpay, Inc. 2012 Equity Incentive Plan for grants made in 2019. (1)</u>	10-K	001-16427	10.49	2/20/2020	
10.51	<u>Form of Performance Share Unit Award for United States Employees under Worldpay, Inc. 2012 Equity Incentive Plan for grants made in 2019. (1)</u>	10-K	001-16427	10.50	2/20/2020	
10.52	<u>Form of Stock Option Grant for United States Employees under Worldpay, Inc. 2012 Equity Incentive Plan for grants made in 2019. (1)</u>	10-K	001-16427	10.51	2/20/2020	
10.53	<u>Form of Stock Option Grant for United Kingdom Employees under Worldpay, Inc. 2012 Equity Incentive Plan for grants made in 2019. (1)</u>	10-K	001-16427	10.52	2/20/2020	
10.54	<u>Form of Restricted Stock Unit Award for United Kingdom Employees under Worldpay, Inc. 2012 Equity Incentive Plan for grants made in 2019. (1)</u>	10-K	001-16427	10.53	2/20/2020	
10.55	<u>Form of Restricted Stock Unit Award for United States Employees under Worldpay, Inc. 2012 Equity Incentive Plan for grants made in 2019. (1)</u>	10-K	001-16427	10.54	2/20/2020	
10.56	<u>Form of Stock Option Grant Notice and Option Agreement under the Worldpay, Inc. 2012 Equity Incentive Plan for grants made in 2013 through 2017. (1)</u>	10-Q	001-35462	10.1	5/6/2013	
10.57	<u>Form of Performance Share Unit Acquisition Award Notice and Performance Share Unit Acquisition Award Agreement for U.S. Employees (Co-CEO under the Worldpay, Inc. 2012 Equity Incentive Plan for grants made in 2018. (1)</u>	10-K	001-35462	10.16.7	2/28/2018	
10.58	<u>Form of Performance Share Unit Acquisition Award Notice and Performance Share Unit Acquisition Award Agreement for U.S. Employees under the Worldpay, Inc. 2012 Equity Incentive Plan for grants made in 2018. (1)</u>	10-K	001-35462	10.16.9	2/28/2018	
10.59	<u>Form of Restricted Stock Unit Grant Notice and Restricted Stock Unit Agreement for U.S. Employees under the Worldpay, Inc. 2012 Equity Incentive Plan for grants made in 2018 and 2019. (1)</u>	10-K	001-35462	10.16.12	2/28/2018	

Exhibit No.	Exhibit Description	Incorporated by Reference				Filed/ Furnished Herewith
		Form	SEC File Number	Exhibit	Filing Date	
10.60	<u>Form of Stock Option Grant Notice and Stock Option Award Agreement for U.S. Employees under the Worldpay, Inc. 2012 Equity Incentive Plan for grants made in 2018 and 2019. (1)</u>	10-K	001-35462	10.16.14	2/28/2018	
10.61	<u>Form of Performance Share Unit Award Notice and Performance Share Unit Award Agreement for U.S. Employees under the Worldpay, Inc. 2012 Equity Incentive Plan for grants made in 2018 and 2019. (1)</u>	10-K	001-35462	10.16.16	2/28/2018	
10.62	<u>Form of Performance Share Unit Award Notice for United States Executives under the Worldpay, Inc. 2012 Equity Incentive Plan for grants made in 2019. (1)</u>	10-K	001-35462	10.40	2/26/2019	
10.63	<u>Worldpay, Inc. 2012 Equity Incentive Plan. (1)</u>	10-K	001-35462	10.40	2/28/2018	
10.64	<u>Form of Deferred Restricted Stock Unit Grant to Director under Fidelity National Information Services, Inc. amended and restated 2008 Omnibus Incentive Plan for grants made in May 2020. (1)</u>	10-K	001-16427	10.63	2/18/2021	
10.65	<u>Form of Performance Stock Unit Grant under Fidelity National Information Services, Inc. amended and restated 2008 Omnibus Incentive Plan for grants made in March 2020. (1)</u>	10-K	001-16427	10.64	2/18/2021	
10.66	<u>Form of Stock Option Grant under Fidelity National Information Services, Inc. amended and restated 2008 Omnibus Incentive Plan for grants made in March 2020. (1)</u>	10-K	001-16427	10.65	2/18/2021	
10.67	<u>Form of Restricted Stock Unit Grant under Fidelity National Information Services, Inc. amended and restated 2008 Omnibus Incentive Plan for grants made in March 2020. (1)</u>	10-K	001-16427	10.66	2/18/2021	
10.68	<u>Form of Restricted Stock Unit Grant to Director under Fidelity National Information Services, Inc. amended and restated 2008 Omnibus Incentive Plan for grants made in May 2020. (1)</u>	10-K	001-16427	10.67	2/18/2021	
10.69	<u>Fidelity National Information Services, Inc. Qualified Retirement Equity Program effective January 1, 2021. (1)</u>	10-Q	001-16427	10.1	5/6/2021	
10.70	<u>Form of Stock Option Grant under Fidelity National Information Services, Inc. amended and restated 2008 Omnibus Incentive Plan for grants made beginning in March 2021. (1)</u>	10-Q	001-16427	10.2	5/6/2021	

Exhibit No.	Exhibit Description	Incorporated by Reference				Filed/ Furnished Herewith
		Form	SEC File Number	Exhibit	Filing Date	
10.71	<u>Form of Restricted Stock Unit Grant under Fidelity National Information Services, Inc. amended and restated 2008 Omnibus Incentive Plan for grants made beginning in March 2021. (1)</u>	10-Q	001-16427	10.3	5/6/2021	
10.72	<u>Form of Performance Stock Unit Grant under Fidelity National Information Services, Inc. amended and restated 2008 Omnibus Incentive Plan for grants made beginning in March 2021. (1)</u>	10-Q	001-16427	10.4	5/6/2021	
10.73	<u>Employment Agreement, effective as of June 1, 2021, by and between Fidelity National Information Services, Inc., and Thomas K. Warren.(1)</u>	10-Q	001-16427	10.1	8/3/2021	
10.74	<u>Separation Agreement, Waiver and Release between Fidelity National Information Services, Inc., and Asif Ramji effective as of May 7, 2021. (1)</u>	10-Q	001-16427	10.3	8/3/2021	
10.75	<u>Employment Agreement, effective as of September 2, 2021, by and between Fidelity National Information Services, Inc., and Stephanie Ferris.(1)</u>	10-Q	001-16427	10.1	11/4/2021	
21.1	<u>Subsidiaries of the Registrant.</u>					*
23.1	<u>Consent of Independent Registered Public Accounting Firm (KPMG LLP).</u>					*
31.1	<u>Certification of Gary A. Norcross, Chairman and Chief Executive Officer of Fidelity National Information Services, Inc., pursuant to rule 13a-14(a) or 15d-14(a) of the Exchange Act, as adopted pursuant to Section 302 of the Sarbanes-Oxley Act of 2002.</u>					*
31.2	<u>Certification of James W. Woodall, Chief Financial Officer of Fidelity National Information Services, Inc., pursuant to rule 13a-14(a) or 15d-14(a) of the Exchange Act, as adopted pursuant to Section 302 of the Sarbanes-Oxley Act of 2002.</u>					*
32.1	<u>Certification of Gary A. Norcross, Chairman and Chief Executive Officer of Fidelity National Information Services, Inc., pursuant to 18 U.S.C. Section 1350, as adopted pursuant to Section 906 of the Sarbanes-Oxley Act of 2002.</u>					*
32.2	<u>Certification of James W. Woodall, Chief Financial Officer of Fidelity National Information Services, Inc., pursuant to 18 U.S.C. Section 1350, as adopted pursuant to Section 906 of the Sarbanes-Oxley Act of 2002.</u>					*

Exhibit No.	Exhibit Description	Incorporated by Reference				Filed/ Furnished Herewith
		Form	SEC File Number	Exhibit	Filing Date	
101.INS	XBRL Instance Document - the instance document does not appear in the Interactive Data File because its XBRL tags are embedded within the Inline XBRL document.					*
101.SCH	Inline XBRL Taxonomy Extension Schema Document.					*
101.CAL	Inline XBRL Taxonomy Extension Calculation Linkbase Document.					*
101.DEF	Inline XBRL Taxonomy Extension Definition Linkbase Document.					*
101.LAB	Inline XBRL Taxonomy Extension Label Linkbase Document.					*
101.PRE	Inline XBRL Taxonomy Extension Presentation Linkbase Document.					*
104	Cover Page Interactive Data File (formatted as Inline XBRL and contained in Exhibit (101)).					*

(1) Management contract or compensatory plan or arrangement.

\*Filed or furnished herewith

+ Pursuant to Rule 406T of Regulation S-T, the Interactive Data Files on Exhibit 101 hereto are deemed not filed or part of a registration statement or prospectus for purposes of Sections 11 or 12 of the Securities Act of 1933, as amended, are deemed not filed for purposes of Section 18 of the Securities Exchange Act of 1934, as amended, and otherwise are not subject to liability under those sections.

**Item 16. Form 10-K Summary**

None.

**SIGNATURES**

Pursuant to the requirements of Section 13 or 15(d) of the Securities Exchange Act of 1934, the registrant has duly caused this report to be signed on its behalf by the undersigned, thereunto duly authorized.

FIDELITY NATIONAL INFORMATION SERVICES, INC.

Date: February 23, 2022

By: /s/ GARY A. NORCROSS

Gary A. Norcross  
Chairman and Chief Executive Officer

Table of Contents

Pursuant to the requirements of the Securities Exchange Act of 1934, this report has been signed below by the following persons on behalf of the registrant and in the capacities and on the dates indicated.

Date: February 23, 2022	By: <u>/s/ JAMES W. WOODALL</u> James W. Woodall Chief Financial Officer (Principal Financial Officer)
Date: February 23, 2022	By: <u>/s/ THOMAS K. WARREN</u> Thomas K. Warren Chief Accounting Officer (Principal Accounting Officer)
Date: February 23, 2022	By: <u>/s/ GARY A. NORCROSS</u> Gary A. Norcross Chairman and Chief Executive Officer
Date: February 23, 2022	By: <u>/s/ ELLEN R. ALEMANY</u> Ellen R. Alemany Director
Date: February 23, 2022	By: <u>/s/ JEFFREY A. GOLDSTEIN</u> Jeffrey A. Goldstein Director
Date: February 23, 2022	By: <u>/s/ LISA A. HOOK</u> Lisa A. Hook Director
Date: February 23, 2022	By: <u>/s/ KEITH W. HUGHES</u> Keith W. Hughes Director
Date: February 23, 2022	By: <u>/s/ GARY L. LAUER</u> Gary L. Lauer Director
Date: February 23, 2022	By: <u>/s/ LOUISE M. PARENT</u> Louise M. Parent Director

Table of Contents

Date: February 23, 2022

By: /s/ BRIAN T. SHEA

Brian T. Shea  
Director

Date: February 23, 2022

By: /s/ JAMES B. STALLINGS, JR.

James B. Stallings, Jr.  
Director

Date: February 23, 2022

By: /s/ JEFFREY E. STIEFLER

Jeffrey E. Stiefler  
Director