Machine Translated by Google

diariodocomercio.com.br

88 years

JOSE COSTA
Founder

DIÁRIO DO COMÉRCIO

ADRIANA COSTA MULS
President

BELO HORIZONTE, FRIDAY, APRIL 30, 2021

SINCE 1932 - EDITION 24.339 - BRL 2.50

State will transfer R$ 6 billion for health spending in municipal

Governor signs commitment with AMM to pay overdue funds expected for city halls

The state government will pay R$ 6 billion referring to overdue resources for the health area foreseen for Minas Gerais municipalities.

The commitment was signed by governor Romeu Zema with the president of the Minas Gerais Association of Municipalities (AMM), Julvan La cerda. The announcement was made yesterday during a virtual meeting with approximately 200 mayors, with the participation of the President of the Legislative Assembly of Minas Gerais (ALMG), Agostinho Patrus.

The idea is to reach an agreement with the Court of Justice of the State of Minas Gerais (TJMG) to guarantee the payment of resources as early as next week. "I am convinced that Minas Gerais is on the way to having better days and I believe that, with vaccination, we will continue with the problem, but managed", said Governor Romeu Zema.

The main points addressed at the meeting were those related to the challenges arising from the Covid-19 pandemic and needs such as more resources for smaller cities and investments in hospitals. **page 3**

GIL LEONARDI/SECOM MG



The government of Minas intends to reach an agreement with the TJMG to guarantee the payment of resources to the municipalities next w

DISCLOSURE

Pig farming production costs are high

Live hog price rises with exports

The growth in demand for pork, both in the domestic and foreign markets, favors the recovery of prices paid to producers in Minas Gerais. In April there was an increase in the price, after remaining below expectations in the first months of the year. A kilo of live pigs was traded for R$ 8, on average. However, the inflation of production costs rose more than 100% in one year, pressured by the increase in corn, an essential item in feeding the herd. In March, Minas exported 1,610 tons of pork, the highest volume since June 2020 and the second highest in history. **page 26**

EDITORIAL

The pandemic, which has become a torment all over the world, has had and continues to have devastating effects, starting with the number of lives lost. It also produced considerable damage to the economy, demanding a reconstruction process that would be slow, requiring efforts and resources already comparable to those mobilized for post-war reconstruction, from 1945 onwards and throughout the following decade. The side well, if the expression applies in the face of universal mourning, it lies in the perspective of a better understanding of reality and, consequently, the understanding that efforts to reduce inequalities between individuals and between nations can no longer be postponed , with the design of an economic order that is at once more balanced, fairer and more rational.

"There is light at the end of the tunnel", p. two

Grupo Gema de Minas invests in the diversification of its product line

Headquartered in Capelinha, in the Jequi tinhonha Valley, the Gema de Minas Alimentos group has been increasing its portfolio since the beginning of the year and already has a *mix* of 25 items aimed at different sectors and intends to end 2021 with at least 50 products many different. Specialized in coffee, the group has concentrated grain production in the industrial park of Capelinha. New items are outsourced, but manufacturing may be incorporated into the manufacturing unit in the future. The local infrastructure is 20,000 square meters in a plot of 80,000 square meters. In 2020, the company started growing beans, which was carried out in three harvests. **page 27**

DISCLOSURE

The Gema de Minas group has an industrial plant in Capelinha, in Jequitinhonha

ALMG votes today on project that creates emergency inco

The plenary of the Legislative Assembly of Minas Gerais (ALMG) votes today, in the 2nd round, on Recomeça Minas. The proposal was approved yesterday in two shifts by the Financial and Budgetary Oversight Committee (FFO). Among the amendments maintained is the one that creates an emergency income of R$ 500 for families in extreme poverty, in addition to others that provide for tax benefits and facilitate the release o

Modernization of public lighting generates gains in Belo Horizonte

Belo Horizonte is the first capital in the country to have modernized public lighting .

With an investment of R$ 400 million over three years, through a public-private partnership (PPP) with the BHIP concessionaire, 180,000 lighting points were replaced from sodium vapor lamps to LED lamps, generating Savings of BRL 25 million per year on the municipality's energy bill. **page 7**

ARTICLES

Page 2

Sustainable Tropical Bioeconomy: third leap of Brazilian science
(Evaldo Vilela)

Water: billing and control
(Patricia Boson)

MERCANTIL DO BRASIL

Dollar - day 29	
Commercial	
Purchase: BRL 5.3350	Sale: BRL 5.3370
Tourism	
Purchase: BRL 5.3370	Sale: BRL 5.5130
Ptax (BC)	
Purchase: BRL 5.3656	Sale: BRL 5.3662

Euros - he 29	
Purchase: BRL 6.4972	Sale: BRL 6.4995
Gold - day 29	
New York (troy ounce): $ 1,772.36	
BM&F (g):	R$ 304,86

TR (day 30):	0,0000%
Savings (day 30):	0,1590%
IPCA-IBGE (March):	0,93%
IPCA-IPEAD(March):	1,24%
IGP-M (March):	2,94%

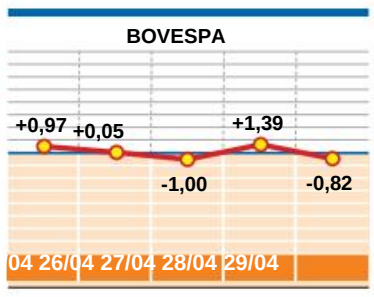

MERCANTIL DO BRASIL

Machine Translated by Google

Sustainable Tropical Bioeconomy: third leap of Brazilian science

EVALDO VILELA *

We live in a crucial moment for the Sciences that integrate the Water, Energy and Food complex, pillars of the Sustainable Tropical Bioeconomy. The performance of the institutions and researchers involved in these areas will directly depend on the quality of life, overcoming hunger, well-being and, especially, the degree of sustainability with which we will be able to continue producing essential elements for life, preserving natural resources for future generations.

Over the past 50 years, the Science, Technology and Innovation Platform , from which Brazil created Sustainable Tropical Agriculture , has made the food supply cheaper and democratized , increasing the quality of these foods and generating a positive impact on people's health. In addition, it allowed tropical peoples to produce food in their own countries, generating income and employment for populations before miserable.

If today we manage to deliver much more food using less land, less natural resources, if today Brazil is responsible for feeding close to 1 billion people around the world, a large part of these achievements is the result of Science, Technology and Innovation developed in a tropical environment. An articulated effort by universities, Embrapa, other scientific institutions and the entrepreneurship of Brazilian farmers.

Despite all the advances, the development of Brazilian tropical agriculture presents weaknesses such as the significant dependence on fertilizers and pesticides. Not to mention the inconsistency of still having a significant portion of the population without adequate access to food. Therefore, it is necessary to advance even more and Science, Technology and Innovation are indispensable in identifying, measuring or solving these issues. In the next 30 years the world will have to produce more food than the sum of everything that has ever been produced in the entire history of mankind.

It is within this framework that the Tropical Biomes Project integrates, in a network, some of the most important science organizations in Brazil and in the world. This time, the mission is not only necessary, but urgent. And also vital!

Science and scientists, however, cannot do this alone. Nobody does anything alone anymore in today's world. The boundaries between areas of knowledge are increasingly tenuous. A rather trivial example of this is Bioeconomy itself, the theme of this event. A word generated from the meeting of two areas of knowledge.

Furthermore, when dealing with an issue with so many facets, such as sustainable development, it is essential to treat it in a multidisciplinary way , bringing together different actors and areas of knowledge. Above all, it is necessary to bring together the knowledge generated by other researchers and projects such as the Long Duration Ecological Program - PELD, sponsored by CNPq, which has been gathering important information about several Brazilian biomes for 24 years.

In science, we must always remember Isaac Newton's famous phrase in a letter addressed to Robert Hooke in 1676: “If I have seen further, it is by standing on the shoulders of giants”. With this beautiful sentence, the physicist illustrated a very important characteristic of science: that it is necessarily a collective construction.

Communication between researchers it is essential, but not enough, there must also be the sharing of knowledge generated in order to reduce the distance between the academy and the expectations that society places on the development of science and technology. Science influences, but is also influenced by, society. In this sense, communication between science and society is a two-way street, and it is the only way towards dreaming a better world together.

For this reason, we address today mainly to everyone, but especially to young people. Young people know that Science is a partner of values, of the vision of a less unequal society, of a more humane and conscious productive system. It is only necessary to look at the evolution of the human condition throughout the civilizing process to verify this synergy.

But, current times are challenging and more complex. They demand more protagonism of the vision of Science in the formation of opinion and behavior in society.

This Science Front gathered here today shows not only that this is possible. Together we need to make the leap from the Industrial Economy to the Knowledge Economy. In the environment of accelerated transformations of the 21st Century, this is a question of survival.

Knowledge is the path to a more humanely organized society, more profitable for economic agents, but responsible for the Planet and future generations.

The Forum of the Future and the Biomas Project thus seek to reflect the most genuine aspirations of young people!

* President of CNPq It is Coordinator Scientific of forum of Future

Water: billing and control

PATRICIA BOSON *

Faced with the publication of Decree No. 48160, of 03/24/2021, which establishes procedures for the implementation of charges for water use throughout the territory of MG, there can be only one reaction: indignation and disappointment. This is my feeling – the feeling of a specialist, who, alongside a group of relevant scholars on the subject, both theoretical and practical, participated in the process of formulating the State Water Resources Policy. Result of a rich public hearing, promoted by the Legislative Assembly, translated into Law nº 13,199/99, which instituted, as one of the instruments for managing water resources, the charging for the use of water as an economic instrument that complements the other legal devices of regulation and planning.

Below, I summarize the reasons for my disappointment. The newly issued Decree is based on a serious and gross conceptual error. Years of practice of environmental management based only on *command and control* ends up causing misinterpretation in the management leaders of the theme within the scope of the public power. Charging is not and cannot be a punishment for the polluter/paying user, resulting from the use of water. As an innovative economic management instrument, as established by law, charging cannot resemble any tax charge or environmental penalty, as it is a contractual consideration derived from an agreement of wills, quite the opposite-sensu of what it is in the decree. By using its power of empire to impose an onus on the parties to this transaction, that is, by enacting the element of compulsoriness in the genesis of the charge, the State destroys the entire concept of the instrument.

The decree is also a praxis error . The charge does not apply in isolation from the other instruments. It has, as stated, a direct relationship with the regulation instrument , as it only applies to uses subject to a grant. Here, therefore, it is necessary to highlight: the State does not even have 50% of the actual uses of water abstraction granted today and does not grant the release of effluent, therefore, even to send the bill, it is unaware of most of those who make use of water. Thus, in addition to hurting the concept, the decree creates a compulsory burden only for those who are acting in accordance with the law. This sends the wrong message, very dangerous and unfair.

It is worth mentioning that the charge is also directly related to the planning instruments, plans and framing. In this context, several Master Plans for Basins, already approved, prove the impossibility of applying this economic instrument due directly to the socioeconomic condition of the users - inability to pay.

Finally, the current, newly issued decree sets up an ostensible error of opportunity. A review of the original decree, now almost two decades old, is indeed urgent and necessary, but with other objectives. Among them, that of avoiding the diversion of resources collected from charging for the use of water to cover holes in the government budget - exactly over 92.5% of the total collected which, by force of law, is linked to the application in projects in the hydrographic basin origin of the collection. Examples abound, including recent transfers for use in projects in the respective basins, only after the imposition of a conduct adjustment term in which the State agreed with the Public Prosecutor's Office.

It is also urgent and necessary, in the revision that is needed to correct the imbroglio created by the State, to establish rules that remove the bureaucratic constraints required for contracting goods and services from the process of applying financial resources, as well as to create the possibility of direct application by the payer. Such measures would not only prevent the retention of values, but could also develop securitization models, such as processes for raising larger amounts of funds, so necessary in our watersheds and aligned with BDMG's initiative in the sector - this, yes, innovative and implemented by issuing green bonds.

It is evident, therefore, that the enactment of the decree had as its sole objectives to collect and facilitate the bureaucracy for this collection. Unfortunately, the sovereignty of *command and control* associated with the government's tax revenue prevents any modern and innovative thinking.

* Coordinator of the Water Resources and Sanitation Technical Committee of the It is Mineira de Engenheiros – SME.

titaboson@gmail.com

DIÁRIO DO COMÉRCIO

Diário do Comércio Empresa Jornalística Ltda.
Founded on October 1, 1928
Founder: Jose Costa

President of the Management Board
Luiz Carlos Motta Costa
conselho@diariodocomercio.com.br

President and Editorial Director
Adriana Muls
adrianamuls@diariodocomercio.com.br

Executive and Market Director
Yvan Muls
diretoria@diariodocomercio.com.br

consulting board
Enio Coradi, Tiago Fantini Magalhães and Antonieta Rossi

editorial board
Adriana Machado - Claudio de Moura Castro
Lindolfo Paoliello - Luiz Michalick
Monica Cordeiro - Teodomiro Diniz

There is no light end of the tunnel

The pandemic, which has become a torment all over the world, has had and continues to have devastating effects, starting with the number of lives lost. It also produced considerable damage to the economy, demanding a reconstruction process that would be slow, requiring efforts and resources already comparable to those mobilized for post-war reconstruction, from 1945 onwards and throughout the following decade. These are questions that can be seen in a positive perspective, starting with the exposure, or the unveiling in its most perverse form, of pre-existing inequalities that are now perversely amplified.

The bright side, if the expression applies in the face of universal mourning, lies in the perspective of a better understanding of reality and, consequently, the understanding that efforts to reduce inequalities between individuals and between nations can no longer be postponed, with the design of an economic order that is at the same time more balanced, fairer and more rational. And with emphasis on the very relevant fact that now, and unlike the post-war period already mentioned, the understanding seems to be sprouting that reducing poverty and inequalities is a condition for stability, security, but also a path that points to new business and investment opportunities.

These are issues that can be seen in a positive perspective, starting with the exposure, or the unveiling in its most perverse form, of pre-existing inequalities that are now perversely amplified.

A new discourse, sanctioned by organizations such as the International Monetary Fund (IMF) and the World Bank (Bird) and which can be transformed into a new attitude. Concepts such as fiscal discipline, trade openness and market economy, pillars of the model whose fragility is now sufficiently exposed, are giving way to fresher ideas, starting with a better understanding of social pressures, resulting from previous mistakes. All this, in the developed world, is no longer understood as an upstart discourse, but as a predictable reaction of those who did not make gains with previous policies. In short, a richer planet with a poorer population, resulting in a threatening imbalance for both, something that the coronavirus has simply thrown wide open.

This is why we can all face a great opportunity. Recovering the global economy means deconcentrating income and thus expanding markets and opportunities, making investments on an unprecedented scale possible, with results that, in addition to being quick, could gain unprecedented proportions. For scholars, something evidenced in the content of the US$ 2 trillion investment package announced in the United States, focused on infrastructure and job creation, which naturalizes the decisive role of the State and at the same time the taxation of those who have more and consequently can do more.

Diário do Comércio Empresa Jornalística Ltda.
Av. Americo Vespucci, 1660
CEP 31.230-250 - PO Box: 456

ESSAY

Executive Editor
Luciana Montes

Publishers
Alexandre Horacio, Rafael Tomaz
Clerio Fernandes, Gabriela Pedroso

pauta@diariodocomercio.com.br

Affiliated to ANJ ASSOCIAÇÃO NACIONAL DE JORNAIS

phones

General:	3469-2000
Administration:	3469-2002
Essay:	3469-2040
Commercial:	3469-2060
Circulation:	3469-2071
Industrial:	3469-2085
	3469-2092
Board:	3469-2097

COMMERCIAL
comercial@diariodocomercio.com.br

Industrial Manager
Manuel Evandro do Carmo
industrial@diariodocomercio.com.br

half-yearly subscription
Belo Horizonte, Metropolitan Region: ..... R$ 296.00
Other regions, consult our Service Center

annual subscription
Belo Horizonte, Metropolitan Region: ..... R$ 557.00
Other regions, consult our Service Center

REPRESENTATIVES
São Paulo-SP - Alameda dos Maracatins, 508 - 9th floor
CEP 04089-001 (11) 2178.8700
Rio de Janeiro-RJ - Praça XV de Novembro, 20 - room 408
CEP 20010-010 (21) 3852.1588
Brasilia-DF - SCN Ed. Liberty Mall - Tower A - Room 617
CEP 70712-904 (61) 3327.0170
Recife - Rua Helena de Lemos, 330 - rooms 01/02
CEP 50750-280 (81) 3446.5832
Curitiba - Rua Antônio Costa, 529
CEP 80820-020 (41) 3339.6142
Porto Alegre - Av. Getúlio Vargas, 774 - Cj. 401
CEP 90150-02 (51) 3231.5222

Single copy price
Separate copy ..... BRL 2.50
Overdue loose copy ..... BRL 3.50
Copy for other states ..... R$ 3.50* *
(+ postage)

Signature: 3469-2001 - signatures@diariodocomercio.com.br

(Signed articles reflect the author's opinion. Diário do Comércio is not responsible for and cannot be held responsible for the information and concepts issued and their incorrect use)

Machine Translated by Google

PUBLIC ADMINISTRATION

Agreement should guarantee BRL 6 billion for citi

State government and AMM will meet next week to discuss the transfer of overdue funds

JULIANA SIQUEIRA

The government of Minas Gerais will guarantee the payment of overdue resources related to the health area of Minas Gerais cities. The amount is around R$ 6 billion. The commitment was made by Governor Romeu Zema (Novo) to the president of the Minas Gerais Association of Municipalities (AMM), Julvan Lacerda, according to information from the entity itself.

The payment announcement of resources was done during a virtual meeting yesterday , with approximately 200 mayors from several cities. The President of the Legislative Assembly of Minas Gerais (ALMG), Deputy Agostinho Patrus, also participated in the meeting, in addition to the Secretary of State for Government, Igor Eto, the Secretary of State for Health, Fábio Baccheretti, and the Secretary General, Mateus Simões.

The idea is to start a new agreement with the Tribu Justice of the State of Minas Gerais (TJMG) to guarantee the payment of resources as early as next week.

"I am convinced that Minas Gerais is on the way to having better days and I believe that, with vaccination, we will continue with the problem, but managed", said Governor Romeu Zema, according to AMM material.

Lacerda highlighted that the meeting held yesterday had as its goal a discussion

> *"If it is for peace, things happen more easily. No conflicts needed. I am very grateful to know that the governor will receive us to review the agreement with the State to settle the debt with the municipalitie*

are healthy with the State, aiming to succeed in the demands of the municipalities in the current period, which is quite challenging, due to the Covid-19 pandemic and all the reflexes generated by it.

"If it is for peace, things happen more easily . It doesn't need conflicts . I am very grateful to know that the governor will receive us to review the agreement with the State to settle the debt with the municipalities", he said.

Patrus, on the other hand, res the importance of dialogue jumped. "I welcome everyone on the importance of establishing this dialogue. The resource replacement program , approved by the ALMG and by the government, will settle corporate debts and use the funds raised to support businessmen to maintain jobs," he said, according to AMM material.

Demandas dos ammunition pios - In addition to the announcement of the payment of resources, the meeting also had moments in which managers presented the main demands of Minas Gerais municipalities both for Governor Romeu Zema and for the President of the Legislative Assembly of Minas Gerais, Agostinho Patrus.

The main points addressed were those related to the current challenges of the Covid-19 pandemic and needs such as more resources for smaller cities and investments in hospitals.

Other demands are linked to improving the Internet connection in Minas Gerais, which directly influences online classes, and improving highways, contributing to the state's economy.

GIL LEONARDI / IMPRENSA MG

DISCLOSURE / AMM

Zema participated in a virtual meeting with mayors from Minas Gerais Lacerda: the meeting aimed at a healthy discussio

ArcelorMittal BioFlorestas Ltda.

CNPJ/MF No. 13.163.645/0001-97

brasil.arcelormittal.com.br

transforming tomorrow

ArcelorMittal

FINANCIAL STATEMENTS

BALANCE SHEET
Year ended December 31, 2020 (In thousands of reais)

	2020	2019
Active		
Current		
Cash and cash equivalents	18.857	
Accounts receivable from customers	13.738	7 14.750
Stocks	129.104	132.655
Taxes to recover	682	1.769
Other accounts receivable group companies	534	176
Other accounts receivable	2.163	2.869
Total current assets	**165.078**	**152.226**
Not CIRCULANT		
Taxes to recover	13.523	13.005
Compulsory deposits and court values	6.584	6.177
Advances to forest producer	44.839	57.150
Other accounts receivable		2.754
Biological asset	172.594	160.185
Lease - right to use assets	17.557	4.288
Immobilized	261.389	260.101
Intangible	600	652
Total non-current assets	**517.086**	**504.312**
Total Assets	**682.164**	**656.538**

	2020	2019
Liabilities and Shareholders' Equity		
Current		
Suppliers	30.755	25.073
Salaries and social charges	12.168	13.512
Financing	331	332
leases	8.553	3.789
taxes payable	2.457	1.180
Advances from customers of group companies	40	169.913
Accounts payable to group companies	3.807	1.308
Provisions for tax, civil and labor risks	4.762	12.449
Other liabilities	607	1.205
Total current liabilities	**63.480**	**228.761**
Not CIRCULANT		
Financing	605	934
leases	9.275	591
Provisions for tax, civil and labor risks	10.240	11.723
Accounts payable to group companies	279.715	
Other liabilities	46	69
Total non-current liabilities	**299.881**	**13.317**
Net worth		
Capital social	564.606	564.606
Accumulated losses	(245.803)	(150.146)
Total Shareholders' Equity	**318.803**	**414.460**
Total liabilities and shareholders' equity	**682.164**	**656.538**

STATEMENT OF CASH FLOWS
Year ended December 31, 2020 (In thousands of reais)

	2020	2019
loss for the year	**(95.657)**	**(31.597)**
Expenses (income) that do not affect cash:		
Monetary variation and interest	23.233	3.579
Estimated loss with termination of contracts with PPF	(7.207)	5.513
Provision for losses/risks	(5.147)	2.668
Depreciation, amortization and depletion	27.790	27.792
Decrease in asset recoverable value	2.534	14
Fair value adjustment of biological assets	(5.920)	(15.423)
Cost of disposal of permanent assets	26	(130)
Deferred income tax and social contribution		(158)
	(60.348)	(7.742)
(Increases) decreases in assets:		
Customers	1.012	4.111
Stocks	1.177	(9.019)
Advances to forest producer	21.477	(5.513)
Other assets	2.730	15.765
active taxes	203	(2.811)
Increases (decreases) in liabilities:		
Suppliers	7.234	(1.082)
Advances from customers of group companies	(169.873)	
Other liabilities	(15.606)	84.697
Interest on loans and leases paid	(627)	(408)
passive taxes	1.277	398
Cash flow from operating activities	**(211.344)**	**78.396**
Acquisition of fixed/biological assets	(30.804)	(72.338)
sale of assets		154
Cash flow from investing activities	**(30.804)**	**(72.184)**
Principal amortizations without financing	(6.441)	(6.292)
Financing with related companies	267.439	
Cash flow from financing activities	**260.998**	**(6.292)**
Increase (Decrease) of cash and cash equivalents	**18.850**	**(80)**
Cash and cash equivalents at the beginning of the year	7	**87**
Cash and cash equivalents at the end of the year	**18.857**	7

INCOME STATEMENT
Year ended December 31, 2020 (In thousands of reais)

	2020	2019
Net operating revenue	**161.080**	**178.020**
cost of goods sold	(187.288)	(166.745)
Gross profit (loss)	**(26.208)**	**11.275**
Operating income (expenses)		
General, administrative and sales	(9.746)	(10.843)
Other net operating income (expenses)	(29.783)	(33.799)
Variation in biological assets	5.920	15.423
operating loss	**(59.817)**	**(17.944)**
Financial income	4.728	1.412
Financial expenses	(40.421)	(15.381)
Net exchange variation	(147)	(1)
Loss before income tax and social contribution	**(95.657)**	**(31.914)**
Income tax and social contribution		317
loss for the year	**(95.657)**	**(31.597)**
Average number of shares in the fiscal year	564.605.868	564.605.868
Loss per share	**(0,17)**	**(0,06)**

BOARD

WAGNER BY BRITO BARBOSA
CEO

FÁBIO PAIVA SCARDUA
Director

TECHNICAL RESPONSIBLE

DELANIR CRISTINA GOMES
Accounting Manager - CRC-MG 078705/O-8 - Accountant

GREGORI RANIERI KRIEGER MORA
CRC-SC 029.020/O-9 T-MG - Contador

DISCLOSURE
The complete Financial Statements, including the Explanatory Notes and the Independent Auditors' Report without reservations, are available at the company's headquarters.

Page 1 of

Machine Translated by Google

TRANSPORT

Freight volume jumps 53% in the 1st quarter

Performance between January and March of this year was driven by the construction and agribusiness sectors

São Paulo - The volume of road freight in Brazil jumped 53% in the first quarter of 2021, compared to the same period of the previous year, driven especially by the construction and agribusiness sectors, indicated a report published yesterday by the *online* platform of FreteBras loads.

> *"January was the worst month since 2014 (for soybeans)... The differential was in March, which had a historic recovery. States such as Mato Grosso, Minas Gerais and Goiás were ahead of the harvest"*

According to the survey, carried out based on the analysis of 1.6 million shipments between January and March, both construction and agribusiness increased their volumes by 60% in the annual comparison, supported by the granting of real estate credit in a scenario of low interest rates and by the increase in the agricultural GDP, respectively.

The result was obtained despite difficulties represented by logistical problems - such as the widespread impact that the grounding of the ship Evergiven in the Suez Canal caused for global trade -, the advance of Covid-19 in Brazil and the increase in cost of transport in the face of the higher price of diesel, highlighted GuerraBras.

In agribusiness, the 60% growth on an annual basis occurred despite the delay in the harvest of soybeans, Brazil 's main export product , since strong rains hampered work in the first two months of the year, resulting in shipments 53% lower than in the same period of 2020.

"January was the worst month since 2014 (for soybeans)... The differential was in March, which had a historic recovery. States such as Mato Grosso, Minas Gerais and Goiás were ahead of the harvest and Brazil was able to export 24% more soy than in the same month of last year", said in a note the Director of Operations of FreightBras, Bruno Hacad.

The most transported products in the period were fertilizers, with an increase of 102% compared to last year, "in a clear anticipation of the expectation of a record harvest this year", said the company, which also drew attention to the movements of soy (+55%) and corn (+42%).

FreightBras said, based on the survey, to expect an even stronger recovery in the second half of the year in Brazil, although with less strength than the rest of the world . For the company, big part of the resumption depends on the success of vaccination against Covid-19.

"Any forecast will be highly impacted by the advancement of the National Immunization Plan", summarized the report.

CHARLES SILVA DUARTE - DC ARCHIVE



1.6 million road freight shipments were registered in the first quarter

Freight price - Also according tofreightBras, the average freight price in Brazil reached R$ 0.99 per kilometer traveled per axle in the first quarter, up 1.99% in the annual comparison, which indicates a lag in relation to the increase in the price of fuel.

According to data from the National Petroleum, Natural Gas and Biofuels Agency (ANP) compiled by Freight Bras, the average price of diesel at service stations rose by more than 15% in all regions of the country in the first three months of 2021.

"The increase in fuel is extremely worrying because it represents 40% to 50% of truck drivers' costs, but it is not being reflected in the same proportion in the value of freight", said Hacad. **(Reuters)**

AGCOMEX COMERCIAL EXPORTADORA LTDA

CNPJ: 05.351.764.0001-45

MANAGEMENT REPORT 2020

We are pleased to submit for your appreciation and judgment. the Financial Statements of AGCOMEX Comercial Exportadora Ltda., for the fiscal years ended December 31, 2020 and 2019.
The Financial Statements were prepared in accordance with accounting practices adopted in Brazil, which include Brazilian corporate law, pronouncements, guidelines and interpretations issued by the Accounting Pronouncements Committee (CPC). The Board.

BALANCE SHEET DRAWN UP FOR THE YEAR ENDED DECEMBER 31, 2020 (Amounts expressed in thousands of Reais - R$)

ACTIVE	31/12/2020	31/12/2019
CURRENT		
Cash and cash equivalents	48	48
Accounts receivable from customers	13.053	13.334
Stocks	395	395
Total current assets	**13.496**	**13.777**
NOT CIRCULANT		
Taxes and contributions recoverable LP	8.396	8.633
Credits with related parties	12.525	281.245
Total current assets	20.921	289.878
TOTAL ASSETS	**34.417**	**303.655**

PASSIVE	31/12/2020	31/12/2019
CURRENT		
Suppliers	455	
Taxes and contributions to collect	436	2
advances from customers		1.445
Total current liabilities	**891**	4.080 **5.527**
NOT CIRCULANT		
Taxes and contributions payable LP		1.758
Debts with related parties		146
Provision for loss on investments		189
Total non-current liabilities		2.093
Total liabilities	**891**	**7.620**
NET WORTH		
Capital social	27.572	463.851
Income for the year	5.954	(167.816)
Total equity	**33.526**	**296.035**
TOTAL LIABILITIES AND SHAREHOLDERS' EQUITY	**34.417**	**303.655**

INCOME STATEMENT FOR THE YEAR ENDED 31 DEC DECEMBER 2020 (Amounts expressed in thousands of Reais - R$)

	31/12/2020	31/12/2019
OPERATING INCOME		
COST OF GOODS SOLD		
GROSS PROFIT (LOSS)		
OPERATING INCOME (EXPENSES)		
General and Administrative Expenses	(346)	
Equity Income		(189)
Other (expenses) operating income	2.967	1.610
OPERATING RESULT BEFORE RESULT FINANCIAL	**2.621**	**1.421**
FINANCIAL RESULT, NET	**3.718**	**548**
OPERATING INCOME BEFORE TAXES		
INCOME AND SOCIAL CONTRIBUTION	**6.339**	**1.969**
INCOME TAX AND SOCIAL CONTRIBUTION		
Chains	(385)	(368)
Deferred		22.235
	(385)	21.867
NET INCOME FOR THE YEAR	**5.954**	**23.836**

COMPREHENSIVE INCOME STATEMENT FOR THE FINANCIAL YEARS (Amounts expressed in thousands of Reais - R$)

	31/12/2020	31/12/2019
Net income for the year	**5.954**	**23.836**
Other comprehensive income		
Total comprehensive income for the year	**5.954**	**23.836**

STATEMENT OF CHANGES IN SHAREHOLDERS' EQUITY FOR THE FINANCIAL YEAR ENDED DECEMBER 31, 2020 (Amounts expressed in thousands of Reais - R$)

	Capital Social	Capital a pay	Profits/Losses accumulated	Patrimony liquid
BALANCES ON DECEMBER 31 AS OF 2018	**473.296**	**(12.152)** 2.707	**(191.652)**	**269.492** 2.707
Increase in capital				23.836
Net income for the year			23.836	
BALANCES ON DECEMBER 31 AS OF 2019	**473.296**	**(9.445)**	**(167.816)**	**296.035** 167.816
capital reduction	(436.279)		(268.463)	
Share capital to be subscribed	(9.445)	9.445		
Net income for the year			5.954	5.954
BALANCES ON DECEMBER 31 AS OF 2020	**27.572**		**5.954**	**33.526**

STATEMENT OF CASH FLOWS FOR THE YEAR ENDED 31 OF DECEMBER 2020 (Amounts expressed in thousands of Reais - R$)

CASH FLOW FROM OPERATING ACTIVITIES	31/12/2020	31/12/2019
Net income for the year	5.954	23.836
Adjustments to reconcile net income (loss) with cash generated by operating activities:		
Net exchange variation	(3.799)	(512)
Equity Income		189
Reversal of provision/Write-off of investments	(189)	
deferred income tax		(22.235)
	1.966	1.278
(Increase) decrease in operating assets		
Accounts receivable from customers		4
Stocks		141
Recoverable taxes and contributions	237	(49)
	237	96
Increase (decrease) in operating liabilities		
Related parties	233	122
Suppliers	453	(2.254)
Taxes and contributions to collect	(2.767)	(1.102)
	(2.081)	(3.234)
Net cash applied to operating activities	**122**	**(1.860)**
CASH FLOW FROM INVESTMENT ACTIVITIES		
Related parties	(122)	(1.141)
Net cash generated by investing activities	(122)	(1.141)
CASH FLOW FROM FINANCING ACTIVITIES		
capital reduction		2.707
Net cash generated by financing activities		2.707
(REDUCTION) NET CASH AND EQUIVALENTS OF BOX		**(294)**
Cash and cash equivalents at the beginning of the year	48	342
Cash and cash equivalents at the end of the year	48	48
(REDUCTION) NET CASH AND EQUIVALENTS OF BOX		**(294)**

EXECUTIVE DIRECTORS
Ricardo Coutinho de Sena
Marcelo Marcante
Luis Cesar Moreira
RESPONSIBLE ACCOUNTANT
Márcio Magno de Abreu - CRC MG 089.771/O-1

The complete, unqualified, audited financial statements are available at the Company's headquarters.

ANDRADE GUTIERREZ SA AND SUBSIDIARIES

CNPJ: 17.262.197/0001-30

MANAGEMENT REPORT - 2020

To the shareholders, we are pleased to submit for appreciation and judgment by you. the Financial Statements of Andrade Gutierrez SA and Subsidiaries, for the year ended December 31, 2020. The Financial Statements were prepared in accordance with the accounting practices adopted in Brazil, which cover the Brazilian corporate legislation, pronouncements, guidelines and interpretations issued by the Accounting Pronouncements Committee (CPC), as well as the concepts introduced by Law No. 11,638/07 and Law No. 11,941/09. The Board.

BALANCE SHEET DRAWN UP FOR THE YEAR ENDED DECEMBER 31, 2020 AND 2019 (Amounts expressed in thousands of reais)

ACTIVE	parent company 12/31/2020	parent company 12/31/2019	Consolidated 12/31/2020	Consolidated 12/31/2019
CURRENT				
Cash and cash equivalents	9.365	38.476	277.902	488.503 4.846 194.259
Marketable securities		178.179	- 1.722.636	1.409.845 173.698
Bills to receive		169.186	1.985	274.206 223.593
Stocks			2.619	95.258 96.459
Recoverable taxes and contributions	2.135	49.461	162.184	148.697 2.621 10.068
miscellaneous advances	2.640	2.621	490 90.361	56.174 2.808 54.859
Credits with related parties	55.368	13.565	**103.306**	**3.055.431 2.786.822**
dividends receivable		**39.270**	**103.306**	**3.055.458 2.826.092**
Prepaid expenses	227			
too active	2.808			
	72.543			
Assets held for sale			**27**	
Total current assets	**72.543**			
NOT CIRCULANT				
Long-term realizable assets:				
Marketable securities		51.891	669.699	74.908 895.652
Bills to receive			1.314.730	125.433 127.289
Recoverable taxes and contributions			929.741	501.717 71.197
Deferred taxes and contributions			68.670	146.948 176.428
Judicial deposits and blocks	69	69	66.217	27.008 **625.039**
Credits with related parties	728.110	573.079	**2.904.887**	**2.290.750**
too active			41.147	1.593.149
Total realizable in the long term	**728.179**	1.661.007	103.000	103.786 268.029 274.983
Investments	48.224	83.999	98.095	3.548 41.819 40.853
investment property			**669.923**	**4.994.883**
Immobilized	189	189	**4.469.474**	**773.229**
Intangible			**8.050.341**	**7.295.566**
Right to use leases	1.827			
Total non-current assets	**778.419**			
TOTAL ASSETS	**850.962**			

PASSIVE	parent company 12/31/2020	parent company 12/31/2019	Consolidated 12/31/2020	Consolidated 12/31/2019
CURRENT				
Suppliers and subcontractors	1.693	466	1.081.079	802.117
Suppliers and subcontractors - anticipation				
			100.275	37.967 173.066
Loans, financing and debentures	62.633	1.039.754	566.419	1.774 12.271 15.016
lease liabilities	1.732	1.467	241.463	153.766 578 266.292
Wages and social obligations	1.966	230.306	737 26.181	19.189 769 1.798
Taxes and contributions to collect	676	316.321	889.081	294 180.754 209.613
Debts with related parties		**178.382**	**3.265.159**	**2.925.272**
dividends payable				
advances from customers				
obligations payable	357			
	69.057			
NOT CIRCULANT				
Loans, financing and debentures	162.665	77.375	4.632.230	4.122.565 1.538 32.266
lease liabilities		28.560	83.581	122.516 3.851 34.263
Taxes and contributions to collect			454.343	288.588 600.285
Deferred taxes and contributions			377.728	393.004
Debts with related parties	1.500.550	1.050.911	345.401	2.695.612
advances from customers			2.234.866	449.803 301.352
Provisions for contingencies			- 1.712.640	1.519.164
Provision for investment losses	**4.358.827**	**3.364.690**	**8.362.003**	**7.140.137 4.427.884 3.543.072**
obligations payable			**11.627.162**	**10.065.409**
Total non-current liabilities				
Total liabilities				
NET WORTH				
Capital social	2.000	2.000	2.000	2.000 39.474 39.474 39.474
capital reserve	39.474	(2.018.376)	(1.027.564)	(2.018.376)
Acumulated results	(1.027.564)			
Other comprehensive income	(1.600.020)	(1.783.753)	(1.600.020)	(1.783.753)
Total shareholders' equity attributable to controlling shareholders	(3.576.922)	(2.769.843)	(3.576.922)	(2.769.843)
Interest of non-controlling shareholders				**101**
Total liabilities and shareholders' equity	**(3.576.922)**	**(2.769.843)**	**(3.576.821)**	**(2.769.843)**
TOTAL LIABILITIES AND EQUITY				
LIQUID	**850.962**		**773.229**	**8.050.341 7.295.566**

STATEMENT OF CHANGES IN SHAREHOLDERS' EQUITY FOR THE YEARS ENDED DECEMBER 31, 2020 AND 2019 (Values expressed in thousands of Reais)

	Capital social	capital reserve	Acumulated results	Other comprehensive income	Equity of controlling shareholders	Non-controlling shareholders' equity	Total
BALANCES ON DECEMBER 31, 2018	**2.119.222**	**39.474**	**(2.520.972)**	**(1.671.567)**	**(2.033.843)**		**(2.033.843)**
Contributions, distributions and constitution of reserves							
capital reduction	(2.117.222)		2.117.222				
Reflex adjustments from previous exercises			(5.384)		(5.384)		(5.384)
Reflection of unrealized profit			432		432		432
comprehensive results							
Net income for the year			(618.862)		(618.862)		(618.862)
Other comprehensive results reflexes				(112.186)	(112.186)		(112.186)
BALANCES ON DECEMBER 31, 2019	**2.000**	**39.474**	**(1.027.564)**	**(1.783.753)**	**(2.769.843)**		**(2.769.843)**
Contributions, distributions and constitution of reserves							
Increase in capital						1.012	1.012
Reflection of unrealized profit			518		518		518
comprehensive results							
Net income for the year			(991.330)		(991.330)	(907)	(992.237)
Other comprehensive income				183.733	183.733	(4)	183.729
BALANCES ON DECEMBER 31, 2020	**2.000**	**39.474**	**(2.018.376)**	**(1.600.020)**	**(3.576.922)**	**101**	**(3.576.821)**

INCOME STATEMENT FOR THE YEAR ENDED DECEMBER 31, 2020 AND 2019 (Amounts expressed in thousands of reais, except earnings per share)

	parent company 12/31/2020	parent company 12/31/2019	Consolidated 12/31/2020	Consolidated 12/31/2019
NET REVENUE FROM SERVICES RENDERED AND SALES			- 2.866.078	3.041.529
COST OF SERVICES RENDERED AND OF SALES			- (2.458.642)	(2.403.499)
GROSS PROFIT (LOSS)			**- 407.436**	**638.030**
OPERATING INCOME (EXPENSES)				
General and Administrative Expenses	(21.274)	(22.919)	(573.549)	(560.298)
Equity Income	(689.745)	(475.092)	(85.442)	114.703
Provisions for losses and guarantees		(1.961)	(283.125)	(330.076)
Other operating income (expenses), net	2.003	(67)	(4.535)	211.219 **(709.016)**
Total	**(500.039)**	**(946.651)**	**(564.452)**	
RESULT BEFORE RESULT FINANCIAL	**(709.016)**	**(500.039)**	**(539.215)**	**73.578** (282.314) (118.823)
FINANCIAL RESULT, NET	(618.553)	(617.474)		
RESULT BEFORE TAX				
INCOME AND SOCIAL CONTRIBUTION	**(991,330)**	**(618,862)**	**(1.157,768)**	**(543,896)**
INCOME TAX AND SOCIAL CONTRIBUTION				
Current			(2.651)	(43.023)
Deferred			169.089	(31.943)
Income tax and social contribution, net **NET INCOME**			166.438	(74.966)
FOR THE YEAR Income attributable to:	**(991.330)**	**(618.862)**	**(991.330)**	**(618.862)**
Interest of controlling shareholders	(991.330)	(618.862)	(990.423)	(618.862)
Interest of non-controlling shareholders **BASIC AND DILUTED NET INCOME PER THOUSAND SHARES (R$)**			(907)	
per common share per	(1,4870)	(0,9105)	(1,4870)	(0,9105)
preferred share	(0,7435)	(0,4552)	(0,7435)	(0,4552)

COMPREHENSIVE INCOME STATEMENT FOR THE YEAR ENDED DECEMBER 31, 2020 AND 2019 (Values expressed in thousands of Reais)

	Parent Company 12/31/2020	Parent Company 12/31/2019	Consolidated 12/31/2020	Consolidated 12/31/2019
Net income for the year	**(991.330)**	**(618.862)**	**(991.330)**	**(618.862)**
Amounts that will be subsequently reclassified to income for the year when specific conditions are met:				
Accumulated adjustments for the conversion of investments abroad	(15.146)	(608)	(15.146)	(608)
Accumulated adjustments for conversion of investments abroad, reflection	697.245	(40.202)	697.245	(40.202)
Exchange variations on balances of net investments abroad, reflecting	(829.469)	(101.300)	(829.469)	(101.300)
IR and CSLL on exchange variations of investments abroad, reflection	282.019	34.442	282.019	34.442
Change of interest in investee (SAAG), reflex		(772)	(772)	
Other comprehensive results, reflection	49.084	(3.746)	49.084	(3.746)
	183.733	(112.186)	183.733	(112.186)
Total comprehensive income for the year	**(807.597)**	**(731.048)**	**(807.597)**	**(731.048)**
Comprehensive income attributed to:				
controlling shareholders	(807.597)	(731.048)	(806.686)	(731.048)
Non-controlling shareholders				(911)

EXECUTIVE DIRECTORS
Ricardo Coutinho Sena
Luiz Otavio Mourao

ADMINISTRATIVE COUNCIL
Ricardo Coutinho de Sena (President)
Paulo Roberto Reckziegel Guedes
Claudius Jose de Castro Miserani
Renato Torres de Faria
Luiz Otavio Mourao
João Martins da Silva Neto Gustavo
Benchimol Gustavo Braga
Mercher Coutinho
Mario Vilalva (Independent Director)
Ronnie Vaz Moreira (Independent Director)

RESPONSIBLE ACCOUNTANT
Márcio Magno de Abreu CRC MG 089.771/O-1

STATEMENT OF CASH FLOWS FOR THE ENDED YEAR ON DECEMBER 31, 2020 AND 2019 (Values expressed in thousands of Reais)

CASH FLOW FROM ACTIVITIES	parent company 12/31/2020	parent company 12/31/2019	Consolidated 12/31/2020	Consolidated 12/31/2019
OPERATIONAL				
liquid result	(991.330)	(618.862)	(991.330)	(618.862)
Expenses (income) that do not affect cash:				
Interest and monetary and exchange variations	274.663	111.059	649.812	573.635
Provision (reversal) for losses on accounts receivable				
			19.388	(114.737)
Depreciation and amortization	1.833	16	114.813	60.973 72.085
Provisions for losses and contingencies		1.961	95.089	3.671 (7.311)
(Gain) loss on disposal of property, plant and equipment				
Equity	689.745	475.092	85.442	(114.703)
Deferred income tax and social contribution				
			- (166.565)	805 31.943
Lose by impairment			-	
Result from consortium			(52.710)	
Result of sale of equity interest				
			(1.495)	-
Fair value of financial assets			(64.405)	
Fair value of investment properties				
	1.479		1.748	(3.289)
Supplement of provisions for liabilities related to agreements			177.805	257.009
Result from the sale of LIQ debentures				88.159
Others	(2.775)	(719)	(26.385)	97.107 39.647
	(31.453)		(1.119)	234.843
Changes in operating assets and liabilities:				
Bills to receive			123.956	(290.791
Recoverable taxes and contributions	(150)	(173)	(52.497)	73.244 1.560 15.003
miscellaneous advances	(21)	22.950	(490)	(36.195) 28.095 (3.840)
Prepaid expenses	263	2.340	2.468	
Judicial deposits and blocks				(6.338)
Stocks				(7.012)
Suppliers and subcontractors	1.227	2		41.736
Suppliers and subcontractors - anticipation				
			59.990	17.957
advances from customers			- (561.282)	(58.149)
Taxes and contributions to collect	98	(10)	(67.966)	(106.177)
Wages and social obligations	499	45	15.667	65.099
Liabilities associated with assets held for sale				
			(441)	
Assets held for sale			39.242	2.922 7.166
Remittance of consortium resources			56.827	(236) (58.869)
Too many assets and liabilities	(43)	**(66.678)**		
	1.873	698	(515.258)	(226.315)
interest paid	(8.945)	(19.028)	(293.541)	(342.611)
Finance charges paid on leases				
	(68)	(108)	(1.373)	(1.573)
Income tax and social contribution paid				
				(7.442)
JCP dividends received			161.283	244.166
	(9.013)	(19.136)	(133.631)	(107.460)
Net cash generated by (used in) operating activities	**(33.525)**	**(49.891)**	**(650.008)**	**(98.932)**
CASH FLOW FROM ACTIVITIES OF INVESTMENTS				
Financial investments	4.846	(55.452)	- 62.255	161.733
Acquisition of fixed and intangible assets		(52.655)	(158.488)	
(Increase) reduction of permanent investments				
	771		(5.017)	(50.114)
Amounts received on disposal of property, plant and equipment				33.866
Disposal of fixed assets			16.670	
Receipt of (shipments to) related companies, net	27.808	256.964	195.273	- (54.718) 1.885 (34.987)
Sale of equity interest				
Others				1.630
Net cash generated by (used in) investing activities	**33.425**	**203.397**	**161.808**	**(46.360)**
CASH FLOW FROM ACTIVITIES OF FINANCING				
Funding of loans, financing and debentures			- 425.414	929.371
Payment of loans, financing and debentures				
	(27.431)	(113.554)	(176.244)	(736.351)
Fixed asset financing payments (fixed assets)				
			- (17.341)	(12.400)
payment of leases	(1.580)	(2.010)	(17.633)	(11.900)
Payment of dividends and JCP		(4.500)	(4.500)	
Sale of LIQ debentures				2.250
Net cash (applied in) financing activities	**(29.011)**	**(120.064)**	**214.196**	**166.470**
Gain resulting from changes in the exchange rate on cash and cash equivalents			63.468	6.900
CASH REDUCTION AND CASH EQUIVALENTS	**(29.111)**	**33.442**	**(210.536)**	**28.078**
CASH AND CASH EQUIVALENTS NO START OF THE YEAR	38.476	5.034	488.438	460.425
CASH AND CASH EQUIVALENTS AT THE END OF THE YEAR	9.365	38.476	277.902	488.503

The complete Financial Statements, accompanied by the Moore Stephens Consulting News Auditores Independentes Report, are available at the Company's headquarters.

HIGHWAYS

EcoRodovias and GLPX win the BR-153 auction

São Paulo - The Eco 153 Consortium, formed by the companies EcoRodovias and GLPX, won yesterday the auction for the BR 153/414/080 Tocantins-Goiás road system , carried out on the B3 stock exchange, in the city of São Paulo.

The consortium offered a maximum discount of 16.25% for the toll value and R$ 320 million in grants. The other competitor, CCR, also offered the maximum amount of discount on the toll, but a grant of R$ 117 million.

This was the first bidding that took place with a hybrid system , based on the discount of the toll value and the value of the grant.

The lei loado road system has 850.7 kilometers: from Aliança do Tocantins (TO) to the state border with Goiás (BR-153/TO highway); from the border between Goiás and Tocantins to Anápolis (GO) (road BR-153/GO; from Assunção de Goiás (GO) to Anápolis (road BR-414/GO); from the junction with BR-414 in Assunção de Goiás until the junction with the BR-153 (BR-080/GO highway).

The concession will last for 35 years, renewable for another five years. According to the invitation to bid, investments of R$ 14 billion are foreseen in infrastructure and provision of services, conservation, maintenance , operation, implementation of improvements and expansion of highway capacity. The section auctioned is the main link between the states of Tocantins , Maranhão, Pará and Amapá with the center-south of the country.

According to the National Land Transport Agency (ANTT), the creation of 119,422 jobs is estimated.

"The investments that will be made are very important in duplication, in security, in technology. We will be improving the level of service on a highway that is super important for agribusiness, which will grow more and more in that region", highlighted the Minister of Infrastructure, Tarcísio Gomes de Freitas. **(ABr)**

Machine Translated by Google

The growth challenge

JOÃO CARLOS MARCHESAN *

We need to sensitize our leaders to adopt public policies that favor the country's growth and the elimination of unemployment, for social and economic reasons , to strengthen the domestic market.

Commonly referred to in the plural, public policy is the sum of government activities, which act directly or through delegation, and which influence the lives of citizens. In an even broader sense, public policies can be considered as «what the government chooses to do or not to do» and that, in this case, can change the life of the country. The challenge of growth goes hand in hand with the challenge of investment. We therefore need public policies that favor the growth of the country.

There is no other way out. The machinery sector , in turn, is experiencing a moment of growth, although we can consider that this growth occurs on the basis of very low numbers, even so, the sector grows.

While in 2020 we underwent a readjustment process, with the pandemic accelerating the transformation process in the production pattern (new technologies , innovation, regulation, business model...) and changing the functioning of society, with social isolation, closure of border and electronic consumption, our surveys indicated good growth rates in January, making us start 2021 with renewed hopes, especially due to the more present possibility of vaccination.

Brazilian industry sales of machinery and equipment totaled R$ 12.5 billion in January , a result 38.5% higher than that registered in the same month of 2020, and the best for a month of January since 2015, when the sector had invoiced R$ 13 .2 billion.

Of the total revenue of BRL 12.5 billion, BRL 9.6 billion were from sales to the Brazilian domestic market, a result 50.8% higher than in January 2020. Among the segments that signaled an increase in sales, highlight to agricultural machines with advances in companies of all sizes. Another segment that has contributed to the increase in domestic sales is machinery for infrastructure , encouraged, to a large extent, by the progress of the Investment Partnerships Program (PPI).

On the other hand, the international scenario is also offering good alternatives, especially due to the fiscal package announced by the US, which will certainly have positive impacts on our sector, as 10% of our sector is represented by the US economy.

The impacts of this package will certainly be felt throughout the world economy, which certainly generates optimistic expectations, especially when we take into account the moderation that we have observed in the geopolitical scenario.

Add to this perspective optimistic, China's consistent recovery and lower risk aversion. Which brings a certain boost to the sector, since in 2020, the national scenario at the arrival of the pandemic brought an increase in unemployment and indebtedness. In 2021, however , we are experiencing a reality of concerns about sustained recovery , taking into account the timing of vaccination and the fiscal difficulties, which constitute

> *The lack of investments, in addition to compromising our productivity, will limit our competitiveness and will slow down our economic growth, so we consider this the great challenge for the creation of public policies, in addition to the need for public investments as well. In the world's infrastructure, the average of public investments 4.5% it's done by the states*

into a big problem for the country. First, because there is no Calamidade PEC and the government is limited to 44 billion reais, less than 5% of what was spent last year, which was authorized by PEC 86, so there will be difficulties because there will be a much smaller amount of resources than it was last year.

Thus, the moment we live in demands that public policies are stimulatory policies with the possibility of changing monetary policy. And it is exactly at that moment that we are living that we highlight the importance of investments and the reorganization of the economy from a modern and developed industry to create new jobs and leverage sophisticated services . For that, we need investments in Brazil.

Our low level of investment rate compromises productivity, limits competitiveness and retards economic growth.

the investments have the ability to reorganize the Brazilian economy, remembering that only through investments will Brazil create new jobs. And investment in Brazil is at a standstill as never before in the country's history.

If we analyze the last 30 years, the average investment in Brazil was 18% of GDP, which is very little if we consider the world average of poor and emerging countries which is 24% of GDP. And according to several economists, for Brazil to have sustainable growth above 3% per year of GDP, it needs to have an investment rate above 24% of GDP. This is our great challenge, since the average of the last 30 years was 18% of GDP, while from 2015 to 2020 our investment rate is around 15% of GDP, which is unimaginable in a country like Brazil.

This rate is so low that it does not replace the depreciation of the Brazil. This is an unequivocal demonstration that Brazil is being scrapped, because it is not managing to replace existing assets . So this is the great challenge for Brazil, since we all know that without investments, Brazil will not return to growth and productivity.

The lack of investments, in addition to compromising our productivity , will limit our competitiveness and will slow down our economic growth, so we consider this the great challenge for the creation of public policies, in addition to the need for public investments as well. In world infrastructure, the average of public investments 4.5% is made by the states. In Brazil it is no different. If we analyze our historical average, Brazilian infrastructure has always been invested around 4.5% of our GDP.

However, this dropped to 1.5% of GDP, because states, municipalities and the Union do not have fiscal space to make investments. So this is a big challenge: how to invest in infrastructure?

We believe that with the approval of projects that bring greater legal certainty, regulatory visibility and approval of regulatory frameworks, this may be possible, that is, perhaps the challenge of growth based on public policies that favor investment may become a reality. .

* Enterprise Administrator, businessperson It is president of Conse sonof Administration of Abimaq. presidency@abimaq.org.br

COMBAT CORONAVIRUS • COVID-19 IN BELO HORIZONTE

VACCINE AGAINST OR CORONAVIRUS.
TAKE THE SECOND DOSE IS GUARANTEE YOUR PROTECTION.

CHECK THE DATE ON THE VACCINATION CARD AND GO TO THE IMMUNIZATION POINT.

Belo Horizonte City Hall is applying the **2nd dose of the vaccine,** which guarantees **immunization** adequate after **about 15 days.** That's why she is so important. AND RE:

ME WITH THE VACCINE? — Keep **wearing a mask, wash your hands always** and **avoid agglomerations.**

DO YOU HAVE COVID SYMPTOMS ? — **See a doctor** before taking the vaccine.

DO YOU HAVE COVID? — Only take the **vaccine 30 days after testing negative** for the disease.

WHAT IS THE INTERVAL BETWEEN VACCINES AGAINST COVID AND FLU? — It must be **at least 14 days old.**

pbh.gov.br/coronavirus
PARTICIPATE. THE VACCINE SAVES LIVES.

PREFEITURA DE BELO HORIZONTE
GOVERNANDO PARA QUEM PRECISA

Machine Translated by Google

STEEL ENGINEERING

CSN maintains optimism for the second quarter

Company posted record profit between January and March

DISCLOSURE

The Company informed that it changed its supply contract policy with large customers

São Paulo - CSN had a record result in the first quarter and expects an even better performance in the current one driven by demand and higher steel prices in the country, while working on deals that include a new IPO and a possible acquisition of assets in the cement area , said group executives yesterday.

The company announced the night before that it had cash generation measured by earnings before interest, taxes, depreciation and amortization (Ebitda) adjusted to a record R$ 5.8 billion.

During a teleconference with industry analysts, company executives stated that the company will maintain a leverage reduction strategy, possibly reaching a level below one time debt net/Ebitda until the end of the semester.

This quest to reduce debt does not allow the company to reevaluate its dividend payment policy

The company will readjust its prices by 16% to 18% in distribution in Brazil from May 1st, in a scenario where national alloy prices are currently 6% to 7% below international values

minimum of 25% of profit, executives said.

"This new phase of such strong cash generation is recent and we have not achieved our deleveraging targets", said the relations director with CSN investors, Marcelo Cunha Ribeiro. "Dividends are already going to increase significantly because in the first quarter the profit was already R$ 5 billion", said the executive.

CSN 's chief executive , Benjamin Steinbruch, stated that the company's goal "is to work unleveraged, eventually below 0.5 times" and stressed that the group intends to reach investment grade by risk rating agencies by the end of the year. of the year.

The expectation is that debt reduction and the ability to even participate in asset acquisition processes in the cement area will be facilitated by the company's own results and by IPO resources from the unit producing the input, an operation approved the day before by the Board of CSN. According to Steinbruch, "our idea is to do the IPO together with the M&A".

In recent days, news involving LafargeHolcim's interest in leaving Brazil were published by the press, but Stein bruch did not mention the specific names of CSN's acquisition targets in the sector.

CSN's cement business director , Edvaldo Rabelo, said that the possible exit of the European group from the national market "was already an expected movement" in a context in which the groups producing the input in Brazil have suffered in the last five to six years with very low and even negative margins.

"CSN considers itself an important group and possibly a leader in the consolidation process . We are attentive to all opportunities", said Rabelo.

He stated that in terms of organic growth, CSN has five expansion projects in cement, of which four correspond to new factories whose mineral reserves are sufficient to more than 100 years have already been acquired.

The new units being worked on by CSN will be installed in the states of Paraná, Sergipe, Ceará and Pará.

In addition, the company is working on a 30% expansion in the capacity of its factory in Arcos (MG).

Steel - On the siderurgy front, CSN's commercial executive director , Luis Fernando Martinez, said that the company will readjust its prices by 16% to 18% in distribution in Brazil from May 1st, in a scenario where domestic league prices are currently 6% to 7% below international values.

The increase, the fourth this year, was decided despite an environment in which steel distributors in the country are signaling that they will work with smaller inventories and that they are less able to pass on the continuous readjustment in the prices of the alloy in the domestic market, according to manifestation of the president of the National Institute of Distributors of Steel (Inda), Carlos Loureiro, last week.

Martinez stated that CSN has changed its policy for contracts for the supply of steel together with large customers, such as vehicle assemblers and domestic appliance manufacturers , to focus on quarterly settlements instead of the traditional annual understandings . With that, he stated that the company will correct prices again in July, after negotiating increases in January and April.

The executive's expectation is that the Brazilian steel market will grow in 2021 by just over 10%, a more optimistic perspective than the sector's single-digit expansion vision.

Given the optimism, Martinez stated that CSN has almost concluded sales for the third quarter, guaranteeing a volume of 1.2 million tons of steel for the period.

In the first three months of the year, sales totaled 1.3 million tons.

"We are going to double CSN's revenues in 2021, compared to 2020, and we are going to do it with greater profitability", said Steinbruch. **(Reuters**

AMBIENTIS Environmental Solutions SA

CNPJ: 22.120.341/0001-33

Balance sheet on 12/31/2020 and 2019

(Values expressed in thousands of Reais)

Assets	**31/12/2020**	**31/12/2019**
Current Assets		
Cash and cash equivalents Recoverable	724	303
taxes Related parties **Total**	3	2
current assets Non-	-	1.104
current assets	**727**	**1.409**
Related Parties Investments	2.937	3.615
Total Non-	57.505	48.495
Current Assets Total Assets Liabilities	**60.442**	**52.110**
and Shareholders'	**61.169**	**53.519**
Equity Current Liabilities	**31/12/2020**	**31/12/2019**
Related parties **Total**	-	1.350
current liabilities Non-current liabilities	-	**1.350**
Related parties **Total non-**	2.000	850
current liabilities Shareholders' equity	**2.000**	**850**
Capital Reserve	4.411	3.231
Capital Reserve Earnings	41.015	41.015
Total equity Total	13.743	7.073
liabilities and equity Statement of	**59.169**	**51.319**
income for the periods ended	**61.169**	**53.519**

BOARD'S REPORT

Shareholders, In accordance with the legislation in force and the company's bylaws, we present to you the Balance Sheet, Income Statement, Statement of Changes in Shareholders' Equity and Statement of Cash Flows, relating to the fiscal year ended on, 12/31/2020, for consideration by the General Meeting.

We remain at the disposal of the Shareholders for any clarification. Belo Horizonte, 04/28/21. The Board.

Statement of cash flows on 12/31/2020 and 2019

(Values expressed in thousands of Reais)

	31/12/2020	**31/12/2019**
Cash flow from operating activities		
Net income for the years	6.670	3.158
Adjustments to reconcile the result with the available bilities for operational activities		
Equity Income	(6.985)	(3.229)
Loss of equity interest	308	63
	(7)	(8)
(Reduction) of operating assets		
Recoverable taxes **Net**	(1)	-
cash (applied) in operating activities Cash flow from investing activities	**(8)**	**(8)**
Acquisition of investments Dividends received **Net cash**	(1.230)	(150)
	-	3.689
generated (invested) in investment activities (1,238)		**3.539**
Cash flow from financing activities		
Capital payment	1.180	-
Related Parties	479	(2.487)
Distribution of dividends General	-	(750)
generated (invested) in financing activities 1,658 Tax expenses **Net increase in cash and cash equivalents 421** Equity pickup **Cash and cash equivalents**		**(3.237)**
		294
	303	9
	724	303
	421	**294**

on 12/31/2020 and 2019 (Amounts expressed in thousands of reais)

	31/12/2020	**31/12/2019**
and administrative expenses **Net cash**	(9)	(9)
	(1)	(1)
	6.985	3.229
Other operating expenses At the beginning of the year Earnings **before financial results** At the end of the year the financial result **Net income for the years Net increase in cash and cash equivalents**	(308)	(63)
	6.667	**3.155**
in thousands of reais)	**6.670**	**3.158**

Statement of changes in equity for the year ended 12/31/2020 and 2019 (Amounts expressed

	Capital social	**Capital a pay**	**profit reserve Legal Capital Reserve Reserve**		**Retained earnings reserve**	**result of exercise**	**Total**
Balances on December 31, 2018	**3.231**	-	**41.015** 308		**4,357**	-	**48.911**
Income for the year	-	-	-	-	-	3.158	3.158
Constitution of legal reserve	-	-	-	158	-	(158)	-
Distribution of dividends	-	-	-	-	-	(750)	(750)
Constitution of profit reserve	-	-	-	-	2.250	(2.250)	-
Balances on December 31, 2019	**3.231**	-	**41.015**	**466**	**6.607**	-	**51.319**
Increase in capital	2.450	(1.270)	-	-	-	-	1.180
Income for the year	-	-	-	-	-	6.670	6.670
Constitution of legal reserve	-	-	-	334	-	(334)	-
Constitution of profit reserve	-	-	-	-	6.336	(6.336)	-
Balances on December 31, 2020	**5.681**	**(1.270)**	**41.015**	**800**	**12.943**	-	**59.169**

Bruno Costa Carvalho de Sena - Chief Executive Officer

Alicia Maria Gross Figueiró - Financial Administrative Director

Pedro Miguel Cardoso Alves - Director of Investments

Farley Vasconcelos Botelho - Accountant CRCMG 84.315/O-8

The statements with their respective explanatory notes are available at the Company's headquarters.

VISION ENGENHARIA E CONSULTORIA SA - CNP: 05.537.083/0001-76

Balance sheets on December 31, 2020 and 2019 - (In thousands of reais, unless otherwise indicated)

ACTIVE

	Parent Company 2020	2019	**Consolidated** 2020	2019
Current assets				
Cash and cash equivalents	4.769	3.312	4.789	3.340
Customers	39.310	25.458	15.706	25.997
Stocks	4.967	20.811	5.093	506
receivables	14.703	22.087	8.731	809
recoverable taxes	4.718		78.755	141.592
Related parties				
Prepaid expenses	803			
total current assets				
non-current assets				
Related parties			87	
Other non-current assets	4.971	109	4.971	10.739
Investments	4.685	4.077	4.709	
Immobilized	4.117	100	16.157	16.165
Intangible	92		25.924	20.478
Total non-current assets				
total assets	166.642	93.939	167.516	95.039

LIABILITIES AND SHAREHOLDERS' EQUITY

	Parent Company 2020	2019	**Consolidated** 2020	2019
current liabilities				
Suppliers Loans	30.838	12.910	30.858	12.929
and financing Social and tax obligations	14.093	3.924	9.670	7.096
Customer advances Related parties Tax installments Third-party equipment	29.218	65.593	29.810	
Total current liabilities				
Non-current liabilities	964	935	994	963
	121.795	54.212	122.643	55.256
Lending Suppliers	2.728	1.813	2.728	1.813
and financing Advances from customers Tax installments **Total**	5.659	1.784	6.972	1.784
non-current liabilities	1.819	2.691	20.547	17.079
Net worth				
Share capital	3,000	3,000	3,000	3,000
Goodwill reserves Profit reserve Legal reserve	17,875	17,875	1,652	1,652
	23,128	21,476	23,128	21,476
Advance for future capital increase	1,172			
	1,172	1,172	1,172	Total shareholders' equity
	24,300	22,648	24,300	22,648 Total liabilities **and** shareholders' **equity**
	166,642	93,939	167,516	95,039 **The explanatory notes are on hand of the Administration.**

Statement of changes in equity for the years ended December 31, 2020 and 2019

(In thousands of reais, unless otherwise indicated)

	Share capital	**AFAC**	**Goodwill reserve**	**profit reserve Legal reserve**	**Profit reserve**	**Retained earnings**	**Total**
Balances on December 31, 2018	3,000	1.172	17,875	601	(818)	3,211 (803)	22.648
Net income for the year							3.211
Minimum distributed dividends							(803)
Additional distributed dividends					(1,590)	818	(2.408)
Advance for future capital increase							
Balances on December 31, 2019	3.000	1.172	17.875	601	0	0	22.648
Net income for the year						4.707	4.707
Minimum distributed dividends						(1.177)	(1.177)
Additional distributed dividends						(1.878)	(1.878)
Balances on December 31, 2020	3.000	1.172	17,875	601	**The explanatory**	1.652	24.300

notes are held by Management.

Statement of income for the years ended on December 31, 2020 and 2019 - (In thousands of reais)

	Parent Company 2020	2019	**Consolidated** 2020	2019
Gross Operating Revenue	140,890	303,824	303.824	140.890
Deductions from Gross	(36.060)	(15.332)	(36.060)	(15.332)
Revenue **Operating Revenue**	267.764	125.558	267.764	125.558
net Cost of goods sold and services rendered	(249.434)	(112.997)	(249.539)	(112.998)
Gross profit	18.330	12.561	18.225	12.560
General and Administrative Expenses	(8.549)	(5.751)	132	65
Other recipes	65		132	
Equity	(159)	(48)		
Operating profit before financial result	9.687	6.933	9.697	6.941
Financial income	691	151	691	(2,261)
Financial expenses	(2.731)	(2,741)	4,823	7,647
Profit before tax on profit	7.647	(1,171)	(2,141)	(441)
Income tax	(2.141)	(799)	3,211	4,707
Social contribution	(799)	3,002	3,002	1.07
Net income for the year	4.707	1.57	**The explanatory**	3.211
Number of shares (lot thousand)	3.002		**notes are held by**	3.002
Net earnings per share (in reais)	1,57		**Management.**	1,07

Statement of cash flows for the years ended December 31, 2020 and 2019

(In thousands of reais, unless otherwise indicated)

Cash flow from operating activities	**parent company** 2020	2019	**Consolidated** 2020	2019
Income for the year before IRPJ/CSLL	7.647	4.823	7.647	4.823
Adjustments to reconcile profit:				
Depreciation, amortization	807	458	1.373	823
Loan interest	828	159	48	(2.940)
Equity	(1.612)			1.377
Provision for taxes payable				(2.940)
(Increase) decrease in assets				
Customers	(22.856)	(9.654)	(22.548)	(9.655)
Credits receivable	(15.717)	(3.997)	(15.718)	(3.318)
Taxes recoverable	(4.212)	(260)	(4.214)	(261)
Inventories	(9.752)	(5.915)	(9.752)	(5.916)
Other credits	(4.856)	(341)	-	(341)
Prepaid expenses				
Increase (reduction) of liabilities				
Suppliers Social	18.843	(1.386)	18.843	(726)
and tax obligations Advances from	2.575	2.974	2.680	2.161
customers Tax installments	30.901	23.619	30.596	23.619
Other obligations **Cash**	(813)	(541)		
generated by	795	(95)	795	46
operating activities Cash flow from investment activities	1.954	8.936	9.553	
Acquisition of fixed assets	(1.413)	(2.592)	(1.413)	(2.591)
Write-off from the sale of fixed	5	5	5	5
assets **Cash used in investment activities**	(1,408)	(2,587)	(1,408)	(2,586)
Financing activity cash flow				
Inflow of loans and financing Payments of loans	24.508	8.559	24.508	8.559
and financing **Cash flow from financing activities. with shareholders**	(7.134)	(6.326)		
Dividends paid	(3.055)	(3.211)	(3.055)	(3.211)
Advance for future capital increase Related portion **Cash used in**	(13.412)	(5.066)	(13.355)	(5.730)
financing activities Increase in cash and cash	911	(6.044)	964	(6.708)
equivalents Cash and cash equivalents at the beginning of the year	1.457	305	1.449	259
	3.312	3.007	3.340	3.081
Cash and cash equivalents at the end of the year	4.769	3.312	4.789	3.340
Increase in cash and cash equivalents	1,457	1,449	**Management holds the explanatory notes.**	305 259

Vision Engenharia e Consultoria SA - CNPJ: 05.537.083/0001-76

Luisa Maria Carvalho de Lima - CRC no 046328 - Accountant

G7Z IMOBILIÁRIA SA

CNPJ/MF No. 29.804.385/0001-21 - NIRE No. 3130012020-1 **CLOSED COMPANY**

MINUTES OF THE SECOND EXTRAORDINARY GENERAL MEETING OF G7Z IMOBILIÁRIA SA, HELD ON MARCH 31, 2021, DRAWN UP IN SUMMARY FORM (PARAGRAPH 1 OF ARTICLE 130 OF LAW No.

6,404/76). Date, time and place: March 31, 2021, at 11:00 am, at the Company's headquarters, Rua Aimorés, nº 981 – 12th floor, part, Employees District, in the city of Belo Horizonte, State of Minas Gerais, CEP : 30,140-071. Call and Attendance: Prior call notice was waived, pursuant to paragraph 4 of article 124 of Law No. 6,404/76, in view of the presence of all the Company's shareholders, as verified by the signatures in the Shareholders' Attendance Book . Composition of the Board: President, Patrícia Campos Gomes da Silva, and Secretary, Josué Christiano Gomes da Silva. Agenda: - Resolve on: (i) the change of the Company's corporate name; and (ii) capital stock increase through the subscription and payment of shares with existing credits in the Company of the existing shareholder Patrícia Campos Gomes da Silva. Resolutions: By unanimous vote of the shareholders present, representing all the shares issued by the Company's capital stock, the following were discussed and approved: (i) the change of the Company's corporate name to PARIGI IMOBILIÁRIA SA, which will continue with its headquarters in Rua Aimorés, nº 981 – 12th floor, part, Bairro Trabalhadores, in the city of Belo Horizonte, State of Minas Gerais, CEP: 30.140-071; (ii)

The capital increase of R$4,399,679.00 (four million, three hundred and ninety-nine thousand, six hundred and seventy-nine reais), through the issuance of R$4,399,679 (four million, three hundred and ninety-nine thousand, six hundred and seventy-nine), registered common shares with no par value, issued at the price of R$1.00 (one real) each, rising from R$1,214,626.00 (one million, two hundred and fourteen thousand, six hundred and twenty-six reais), fully paid in currency, to R$5,614,305.00 (five million, six hundred and fourteen thousand, three hundred and five reais), an increase fully subscribed and paid in in this act, by the shareholder Patrícia Campos Gomes da Silva, with existing credits in the Company, according to the Share Subscription Bulletin, as "Exhibit I" of these minutes; (iii) - Sign the express waiver of the shareholder Josué Christiano Gomes da Silva in the preemptive right for the subscription of shares issued as a result of the capital increase; (iv) In view of the above resolutions, Article 1 and the *caput* of Article 5 of the Company's Bylaws, shall enter into force with the following wording: "*Article 1 - The name of PARIGI IMOBILIÁRIA SA shall be governed by this present Statute and legislation in force*"; and the *caput* of "*Article 5 - The share capital, fully subscribed and paid up, is R$5,614,305.00 (five million, six hundred and fourteen thousand, three hundred and five reais), in current currency, divided into 5,614.* 305.00 (five million, six hundred and fourteen thousand, three hundred and five) registered common shares *with no par value*". II" of these minutes.

Closing: There being no further business to discuss, the works were closed and these minutes were drawn up in summary form, which, after being read and found to be in compliance, were signed by all those present. Belo Horizonte - MG, March 31, 2021. Signatures: Patrícia Campos Gomes da Silva, President of the Assembly and, Josué Christiano Gomes da Silva, Secretary. Shareholders: Patrícia Campos Gomes da Silva and Josué Christiano Gomes da Silva.

I declare that this document matches the original drawn up in the proper book.
Josué Christiano Gomes da Silva - Board Secretary (Annex I of the Minutes of the 2nd Extraordinary General Meeting held on 03/31/2021) COMMON SHARES SUBSCRIPTION BULLETIN - PATRÍCIA CAMPOS GOMES DA SILVA, Brazilian, divorced, interior decorator, bearer of Identity Card nº M-1.246.180, registered with the CPF/ME under nº 958.037.426-00, resident and domiciled in the city of Belo Horizonte-MG, at Rua Pium-í, nº 1.601 – apto.1.101 – Sion neighborhood , subscribes in this act 4,399,679 (four million, three hundred and ninety-nine thousand, six hundred and seventy-nine) registered common shares with no par value, of G7Z Imobiliária SA, issued at the price of R$1.00 (one real) each, in the total amount of R$4,399,679.00 (four million, three hundred and ninety-nine thousand, six hundred and seventy-nine reais), an increase fully subscribed and paid in in this act, with existing credits in the Company, approved on the Second Extraordinary General Meeting held on this date. Belo Horizonte-MG, March 31, 2021. PATRÍCIA CAMPOS GOMES DA SILVA. (Annex II of the Minutes of the 2nd Extraordinary General Meeting held on 03/31/2021) PARIGI IMOBILIÁRIA SA (New name of G7Z IMOBILIÁRIA SA) CNPJ/MF No. 29.804.385/0001-21

- NIRE No. 3130012020-1 CLOSED COMPANY - BYLAWS

- CHAPTER I - NAME, HEADQUARTERS, JURISDICTION, OBJECT AND DURATION Article 1 - The name of PARIGI IMOBILIÁRIA SA shall be governed by these Bylaws and by the legislation in force. Article 2 - The company has its headquarters and jurisdiction in the city of Belo Horizonte, State of Minas Gerais, at Rua Aimorés, nº 981 – 12th floor, part, Bairro Trabalhadores, CEP: 30.140-071, and may, at the discretion of the Executive Board, open , maintain and extinguish branches, agencies, offices or warehouses anywhere in the national territory or abroad. Article 3 - The company's corporate purpose is to invest in and manage real estate. Article 4 - The company has an indefinite term. CHAPTER II - CAPITAL AND SHARES Article 5 - The share capital, fully subscribed and paid in, is R$5,614,305.00 (five million, six hundred and fourteen thousand, three hundred and five reais), in current currency, divided into 5,614 .305 (five million, six hundred and fourteen thousand, three hundred and five) registered common shares with no par value. Paragraph 1 - Each nominative common share entitles to one vote in the resolution of the General Meetings.

Paragraph 2 - Once the legal requirements are met, the shares may be represented by multiple titles or warrants that provisionally replace them, which must be signed by the Chief Executive Officer, together with an Officer. Paragraph 3 - The shares will be represented by single or multiple securities, which may be combined or split at a price not exceeding the cost and within a period of 15 (fifteen) days, counting from the request. Paragraph 4 - The shareholder, when subscribing or acquiring any kind of shares, accepts these Bylaws without restrictions. CHAPTER III - GENERAL MEETINGS Article 6 - The General Meeting will meet, ordinarily, each year, in the first 4 (four) months following the end of the fiscal year, for the purposes provided for by law and, extraordinarily, whenever the Company's interest requires. Article 7 - The General Meeting will be called in accordance with the law, installed and chaired by a shareholder, Director or not, elected by those present, who will invite another shareholder to act as secretary.
Sole Paragraph - All resolutions taken at the General Meeting will always be by majority vote, subject to legal provisions.

CHAPTER IV - MANAGEMENT Article 8 - The company will be managed by an Executive Board. CHAPTER V - THE EXECUTIVE BOARD Article 9 - The Executive Board will be composed of 3 (three) members, shareholders or not, residing in the Country, being 1 (one) Chief Executive Officer, and 2 (two) Officers with no specific designation, elected by the Meeting General with a term of office of 3 (three) years, re-elected and dismissible at any time. Paragraph 1 - In the event that the Board of Directors is incomplete, the functions will be accumulated by any of the Directors, under the indication of the President. Paragraph 2 - The members of the Executive Board will be entitled to a remuneration that will be fixed by the General Meeting, being certain that, in compliance with the legal precepts, the Officers who remain effectively in their functions, throughout the fiscal year, will be entitled to participate in the social profits, up to the limits established in article 152, first paragraph of Law 6,404, of December 15, 1976, distributed at the discretion of the President. Paragraph 3 – The Executive Board will meet as many times as necessary, with the presence of at least two thirds of its members. Paragraph 4

- The deliberations of the Executive Board will be taken by majority vote, with the presence of the President being mandatory, and will appear in summary form or in full in the Book of Minutes of the Board Meeting, being filed at the Board of Trade of the State of Minas Gerais, whenever they produce effects on third parties. Article 10 - It is incumbent upon the Executive Board to: a) Set the general guidelines for the Company's business, as well as the criteria and plans that define the principles and policy of the company, with regard to operational, financial and management activities; b) Call General Meetings; c) Give an opinion on the Management Report; d) Choose and remove the independent auditors; e) Authorize: 1.the acquisition, disposal, commitment, assignment, exchange, payment in kind, lease, transfer of ownership and domain of real estate; 2. mortgage, pledge, liens and encumbrances of immovable, movable and immovable property, titles, policies and any and all belongings; 3. the transfer of rights and actions, the acknowledgment of debts and the provision of guarantees and guarantees for third-party obligations; 4. the acquisition, subscription or disposal of shares or quotas representing the capital of other companies in which it participates; 5. the application of the calculated profits, according to the resolution of the General Meeting and in the form of these Bylaws. Article 11 - In the exercise of their functions, observing the provisions defined by law and in these Bylaws, the Directors will act in perfect harmony, with the President being responsible for: a) Calling, installing and chairing the meetings of the Board of Directors; b) Represent the company actively and passively, in or out of court, with authorities, class associations, public or private bodies; c) Accumulate functions of other executive directors; d) Supervise, coordinate, control and command the execution of the respective plans relating to the Industrial, Commercial, Administrative and Financial departments; e) Appoint attorneys or representatives of the company, including with the powers of the *ad judicia* or *ad negotia clauses.* To the Officers: a) replace the Chief Executive Officer in case of temporary absence or impediment; and b) Accumulate functions of other executive directors whenever indicated by the President. Article 12 - In addition to the attributions and powers defined by law and mentioned in these Bylaws, the Board of Executive Officers may also, by the isolated signature of the Chief Executive Officer, in the exercise of its functions and always bearing in mind the interest of the company, perform the following acts: Sign proposals opening bank accounts and operating them, issuing and endorsing checks, making withdrawals against receipts, authorizing debits, transfers and payments through letters, requesting balances, account statements and requesting checkbooks for use by society, signing the necessary receipts and giving discharge, operating the account linked to the FGTS Severance Pay Fund, receiving any sums owed to the company, signing the necessary receipts and giving discharge, issuing, accepting and endorsing bills, discounting, securing and delivering for bank collection, trade bills, bills of exchange, checks and promissory notes, signing the respective proposals and receipts, guaranteeing and discounting "Warrants", bill of deposit and bill of lading, proposing discounts, rebates and extensions of maturity of securities, protesting and delivering a payment franc, the contracting of loans, as well as the signing of contracts in general, by public or private instrument. CHAPTER V - FISCAL COUNCIL Article 13 - The company will have a non-permanent Fiscal Council, composed of three effective members and three alternates, elected by the General Meeting. The attributions and duties of the Audit Committee are those defined by law and their fees will be fixed by the General Meeting that elects them. CHAPTER VI - FISCAL YEAR, BALANCE SHEET, PROFITS AND THEIR INVESTMENTS Article 14 - The fiscal year ends on December 31 (thirty-first) of each year, when the General Balance Sheet of the company will be drawn up. Sole Paragraph: Half-yearly balance sheets, or shorter periods, may be drawn up and interim dividends declared on account of the profits calculated therein, always as an advance payment of the mandatory dividend. Article 15 - The net income determined in the Balance Sheet pursuant to Law No. 6,404/76, will be distributed as follows: a) 5% (five percent) allocated to the Legal Reserve Fund up to 20% (twenty percent) of Capital Social; b) 25% (twenty-five percent) at least of the profit, legally adjusted, as dividends, ensuring and respecting the advantages and priorities defined by law and in these Bylaws; and c) Any remaining balance will be allocated as decided by the General Meeting, as proposed by the governing bodies.

Paragraph 1 - Dividends and cash bonuses distributed, as well as shares resulting from capital increase, will be made available to shareholders within 60 (sixty) days, counting from the date on which it is declared. Paragraph 2 - The unclaimed dividends, after 3 (three) years, counted from the date on which they have been made available to the shareholders, will prescribe in favor of the company. CHAPTER VII - LIQUIDATION AND OMISSIONS Article 16 - The company will go into liquidation in the cases provided for by law, with the General Meeting being responsible for establishing the method of liquidation, electing the liquidators and the Audit Committee, which shall operate during the liquidation period. Article 17 - The omitted cases will be resolved by the General Meeting of Shareholders, based on the legislation applicable to the species.

Board of Trade of the State of Minas Gerais - I certify the registration under number 8481399 on 04/19/2021. Protocol 21/353.765-6. Ass. Marinely de Paula Bomfim – General Secretary.

Machine Translated by Google

STREET LIGHTING

Modernization is completed in Belo Horizon

Minas Gerais capital is the first in Brazil to finalize this process after investments of R$ 400 million in three years

JULIANA SIQUEIRA

With an investment of BRL 400 million over three years, Belo Horizonte became the first capital in the country to have a modernized public lighting system. The work, a public-private partnership (PPP), was carried out by the BHIP concessionaire and included the replacement, in 180,000 lighting points, of sodium vapor lamps by LED lamps.

BHIP's concession is for 20 years, and it is responsible for the maintenance and modernization of the entire public lighting park in the capital of Minas Gerais.

"Our concession was signed in 2016. We started maintenance and modernization work in 2017. In October 2017, we started replacing sodium vapor lamps with LED lamps. The work was completed at the end of 2020, three years after it began.

We strictly follow the contractual term", emphasizes the president of BHIP, Marcelo Menegatto.

The gains for the municipality of Belo Horizonte are several, according to the president of BHIP. It highlights everything from economic benefits to those related to safety and sustainability.

"In addition to all the gains related to the quality of lighting, the modernization allows savings of around R$ 25 million per year on the electricity bill ", he points out. In this scenario, BHIP even delivered an energy efficiency higher than expected, which was 45%, reaching around 55%.

Menegatto also remembers that LED lamps do not have heavy metals or toxic substances in their composition, unlike metal vapor and sodium vapor lamps. This factor, he points out, generates important environmental gains. "With regard to sustainability, there is also a lot to be gained", he says.

BRUNO LAVORATO / DISCLOSURE



BRUNO LAVORATO / DISCLOSURE



Replacement of sodium vapor lamps with LED was initiated in October 2017 by BHIP Public lighting concession lasts for 20 years

"In addition to all the gains related to the quality of lighting, the modernization allows for savings of around BRL 25 million per year on the electricity bill"

Another relevant aspect of LED lamps that contributes to the improvement of public lighting, according to the president of BHIP, has to do with the fact that this type of material improves the identification of objects, generating more benefits for the public.

Faster service -

Another change related to public lighting in Belo Horizonte has to do with the response time for maintenance calls.

If before the public-partnership -private the deadline reached ten days, it is now up to 48 hours.

population on a daily basis.

Furthermore, while the failure rate of sodium vapor lamps is 6%, the failure rate of LED lamps is less than 1%.

The durability of the latter is also about three times greater.

com to BHIP.

BHIP was also responsible for the "Ilu Highlight Project", which redesigned public lighting at 13 design points in Belo Horizonte, such as Praça da Liberdade and Praça do Papa.

FLAMA PARTICIPAÇÕES SA - CNPJ No. 01.688.374/0001-04

Balance Sheet on December 31, 2020 and 2019 (In R$)

	2020	2019
ACTIVE	**23.929.290**	**25.161.897**
CURRENT	**4.775.970**	4.389.553
Cash and Equiv. Cash Accounts	4.725	147.444
Receivable		2.021.629
Inventory - Real Estate Activity		
NOT CIRCULANT	**15.757.422**	**20.385.927**
Achievable in the Long Term	7.611.603	11.279.368
Investments	299.950	136.487
Immobilized		
PASSIVE	**23.929.290**	**25.161.897**
CURRENT	**226.590**	11.440
Social and tax obligations	211.100	**8.385.234**
Bills to pay	140.958	1.105.156
NOT CIRCULANT	7.928.215	**15.430.777**
Deferred Taxes	13.050.000	13.050.000
Other obligations	2.089.505	796.124
NET WORTH	2.055.812	
Capital social		
Profit Reserves		
Other Comprehensive Income		

Ended Income Statements on December 31, 2020 and 2019 (In BRL)

	2020	2019
NET OPERATING REVENUE	**793.900**	**722.422**
(-) Operational cost	(247.694)	(119.096)
GROSS PROFIT	**546.206**	**603.326**
OPERATING INCOME/(EXPENSES)		
Administrative	(216.173)	(342.471)
Net Financial Income/Expenses	70.569	153.057
Tax	(24.151)	(6.548)
Other Operating Income/Expenses **INCOME BEFORE**	1.073.081	(207.546)
IRPJ AND CSL	**1.449.531**	**199.819**
Income tax Social	(39.931)	(62.024)
contribution **NET INCOME**	(23.819)	(31.867)
OF THE FINANCIAL YEAR	**1.385.782**	**105.928**

Cash Flow Statement for the Years on December 31, 2020 and 2019 (In BRL)

	2.020	2.019
Operational Activities		
Net profit	**1.385.782**	**105.928**
Equity	(1.211.746)	264.586
	174.036	**370.514**
Decrease (increase) in Assets:		
Inventory - Real Estate Activity	88.162	(8.787)
Bills to receive	142.719	139.670
Achievable in the Long Term	1.485.349	737.749
	1.716.230	**868.632**
Increase (decrease) in Liabilities:		
Social and Tax Obligations	(4.050)	(81.631)
Bills to pay	(109.261)	(2.551.301)
Advance for Future Capital Increase	184.465	
Liable in the Long Term	(68.005)	
	3.150	**(2.632.932)**
Net Cash of Operating Activities Investment Activities	**1.893.415**	**(1.393.786)**
Investments/Fixed Assets	(17.960)	(54.082)
Net Cash Investing Activities Financing Activities	**(17.960)**	**(54.082)**
Distribution of **Net Cash** Dividends	(92.800)	(47.312)
Financing Activities Net Increase/Decrease in Avail.	**(92.800)**	**(47.312)**
	1.782.655	**(1.495.180)**
Availability at the Beginning of the Year Availability at	2.606.898	4.102.078
the End of the Year **Cash Generated/Consumed in the Year**	2.606.898	4.389.553
	1.782.655	**(1.495.180)**

Statement of Changes in Shareholders' Equity for the Years on December 31, 2020 and 2019 (In BRL)

	Capital social	Profit Reserves Legal reserve	Constitution of Reserve	Other Comprehensive Income	Total
Balances on December 31, 2019 Profit Distribution	**13.050.000**	744,494	**51.630**	2,055,812	**15.901.936**
Profit for the Year **Allocations**			(92.400)		(92.400)
Proposed to the AGM:			1.385.782		1.385.782
Legal Reserve		69.289	(69.289)		
Other Comprehensive Income: Valuation at Fair Value Deferred Taxes				(2.728.739)	(2.728.739)
without Endorsement Equity **Balances on December 31, 2020**	**13.050.000**	**813,783**	**1.275.722**	**15.430.777**	**291.272**	964.198 964.198

Explanatory Notes to the Financial Statements on December 31, 2020 and 2019

OPERATIONAL CONTEXT FLAMA PARTICIPAÇÕES S/A. is a privately held corporation headquartered in the city of Belo Horizonte – MG whose corporate purpose is to operate in the business of incorporating real estate projects, integration and participation in the capital of other companies and the management of its own assets. **PRESENTATION OF THE FINANCIAL STATEMENTS** The Financial Statements are expressed in Reais and were prepared in accordance with the Pronouncement PME Technician – Accounting for Small and Medium-Sized Companies. Measurement Basis: The Financial Statements were prepared based on historical cost, with the exception of Investment Properties which are measured at fair value. The complete financial statements, including the explanatory notes, are available at the Company's headquarters.

Board of Directors: Marcos Frederico Carneiro Monteiro Soares.
Accountant: Gláucia Mara Pessanha - CRC/MG: 074325/O-0

ATG PARTICIPACOES S/A. - CNPJ No. 10.307.495/0001-50

MANAGEMENT REPORT Dear Shareholders, In compliance with legal and statutory provisions, we submit to your appreciation. the financial statements of ATG PARTICIPAÇÕES S/A, for the year ended December 31, 2020, accompanied by the opinion of the independent auditors. Belo Horizonte, March 25, 2021.

BALANCE SHEET ON DECEMBER 31, 2020 AND 2019 (In thousands of reais)

	parent company 2020	2019	Consolidated 2020	2019
Active				
Current				
Cash and cash equivalents		75	526	560
Customers			6.614	8.461
Stocks			6.813	7.420
advance to third parties			29	40
Other credits	2	2	14.695	15.672
Total current assets	**2**	**77**	**28.677**	**32.153**
Not CIRCULANT				
Customers			1.110	1.005
Stocks			78.725	78.841
Related parties	123	123	11.687	12.171
Investments	45	47	14.431	9.221
Immobilized			718	807
Intangible	2	11 4	**181 106.675**	14
Total non-current assets	**170**	**258**	**135.352**	**102.059**
total assets	**172**			**134.212**

	Controller 2020 2019		Consolidated 2020	2019
Current liabilities				
Suppliers Loans	1.301	1.301	3.267	3.541
and financing Accounts payable here.				1.034
land Tax and social obligations Advances			6.001	6.002
from customers Other accounts payable			6.334	8.619
Total current liabilities Non-current			1.016	550
			5.833	2.253
	1.301	**1.301**	**22.451**	**21.999**
Accounts payable here. land Related parties Provision for	29.564	29.629	73.307 66.845	73.307 67.442
maintenance Provision for risks				2.708
Provision for invest.			13.690	19.284
	22.890	26.484	5.731	223
Other payables **Total non-current liabilities**			3	9
Shareholders'	**52.454**	**56.113**	**159.576**	**162.973**
equity Share capital				
Accumulated losses	111.000	111.000	111.000	111.000
Unsecured liabilities	(164.583)	(168.156)	(164.583) (168.156)	**(53.583) (57.156)**
	(53.583)	**(57.156)**		
Non-controlling interest **Total equity**			6.908 6.396	
	(53.583)	**(57.156)**	**(46.675) (50.760)**	
Total Liabilities	**172**	**258**	**135.352 134.212**	

INCOME STATEMENTS FOR THE YEARS AS OF DECEMBER 31, 2020 AND 2019 (In thousands of reais)

	Parent Company 2020	2019	Consolidated 2020	2019
Net operating revenue			**1.571**	**8.589**
cost of properties sold			(1.446)	(9.492)
Gross Profit			**125**	**(903)**
Operating Income (Expenses) Selling				
Expenses General, Admin.			(18)	(89)
	(18)	(23)	(4.699)	(4.269)
Equity equivalence Other income	3.592	(3.107)	(274)	(1.912)
operating (expenses) **Earnings before revenues**			8.006	4.255
and financial expenses. and taxes	**3.574**	**(3.130)**	**3.140**	**(2.918)**
Financial result				
Financial income Financial			2.068	139
expenses **Profit (Loss)**	(1)	(1)	(951)	(1.160)
before IR and CSLL IR AND CSLL Loss for the year	**3.573**	**(3.131)**	**4.257**	**(3.939)**
Attributable			**(139)**	**(58)**
loss Controlling Non-controlling interests	**3.573**	**(3.131)**	**4.118**	**(3.997)**
			3.573	(3.131)
			545	(866)

Board of Directors: Geraldo Vilela de Faria - João Batista Borges Santos
Accountant: Eurico dos Reis Rodrigues Fróes CRC/MG:063.956/O-1

INDEPENDENT AUDITORS' REPORT

To: Directors and Shareholders of ATG Participações S/A Belo Horizonte – MG We have examined the individual and consolidated financial statements of ATG Participações S/A (Company) identified as parent company and consolidated, respectively, which comprise the balance sheet as of December 31, 2020 and the respective statements of income, comprehensive income, changes in equity and cash flows for the year ended on that date, as well as the corresponding explanatory notes including the summary of the main accounting policies. In our opinion, the aforementioned individual and consolidated financial statements adequately present, in all material respects, the individual and consolidated equity and financial position of ATG Participações S/A on December 31, 2020, the individual and consolidated performance of its operations and the its individual and consolidated cash flows for the year ended on that date in accordance with accounting practices adopted in Brazil. **Basis for Opinion** Our audit was conducted in accordance with Brazilian and international auditing standards. our res

responsibilities in accordance with such standards are described in the section to be under the heading: "Auditor Responsibilities for the Audit of the Individual and Consolidated Financial Statements". We are independent from the Company in accordance with the relevant ethical principles set forth in the Code of Professional Ethics for Accountants and in the professional standards issued by the Federal Accounting Council (CFC) and we comply with other ethical responsibilities in accordance with these standards. We believe that the audit evidence obtained is sufficient and appropriate to provide a basis for our opinion. **Emphases Uncertainty related to operational continuity** We draw attention to Explanatory Note No. 1 to the financial statements, which indicates that the Company, despite having generated a profit of R$ 3,573 thousand during the year ended December 31, 2020, remains on that date with unsecured liability in the amount of R$ 53,583 thousand. There is no expectation of new real estate launches by the subsidiaries in the short term, with cash generation basically limited to the contribution of capital from shareholders. These elements indicate the existence of material uncertainty that may raise significant doubts as to the Company's capacity for operational continuity. Our opinion is not qualified with respect to this matter. **Recognition of revenue in contracts for the purchase and sale of uncompleted real estate units** As described in Note 2.1. the financial statements were prepared in accordance with accounting practices adopted in Brazil applicable to real estate development entities in Brazil. Thus, the recognition of revenue in contracts for the purchase and sale of a real estate unit that has not been completed on aspects related to the transfer of control follows the understanding expressed by CVM in Circular Letter CVM/SNC/SEP No. 02/2018 on the application of NBC TG 47.

Our opinion is not qualified with respect to this matter. **Responsibility of Management and governance for the individual and consolidated financial statements** Management is responsible for the preparation and adequate presentation of the individual and consolidated financial statements in accordance with accounting practices adopted in Brazil and for the internal controls that it has determined to be necessary to enable the preparation individual and consolidated financial statements that are free from material misstatement, whether due to fraud or error. In the preparation of the individual and consolidated financial statements, Management is responsible for assessing the Company's ability to continue operating, disclosing, when applicable, matters related to its operational continuity and the use of this accounting basis in the preparation of the individual and consolidated financial statements, unless unless Management intends to liquidate the Company or cease its operations or has no realistic alternative to avoid the closure of operations. Those responsible for the Company's governance are those responsible for supervising the process of preparing the individual and consolidated financial statements. **Auditor's Responsibilities for Auditing the Individual and Consolidated Financial Statements** Our objectives are to obtain reasonable assurance that the individual and consolidated financial statements taken as a whole are free from material misstatement, whether caused by fraud or error, and to issue an auditor's report containing our opinion. Reasonable security is a high level of security, but not a guarantee that the audit carried out in accordance with Brazilian and international auditing standards will always detect any material misstatements that exist. Misstatements may arise from fraud or error and are considered material when, individually or jointly, they can influence, within a reasonable perspective, the economic decisions of users taken based on the aforementioned individual and consolidated financial statements. As part of the audit performed in accordance with Brazilian and international auditing standards, we exercise professional judgment and maintain professional skepticism throughout the audit. In addition: • We identify and assess the risks of material misstatement in the individual and consolidated financial statements, whether due to fraud or error, design and perform audit procedures in response to such risks, and obtain sufficient appropriate audit evidence to substantiate our opinion; • The risk of not detecting a material misstatement resulting from fraud is greater than that resulting from error, as fraud can involve the act of circumventing internal controls, collusion, falsification, omission or intentional misrepresentation; • Obtain an understanding of internal controls relevant to the audit in order to design audit procedures appropriate in the circumstances, but not for the purpose of expressing an opinion on the effectiveness of the Company's internal controls; • We evaluated the adequacy of the accounting policies used and the reasonableness of the accounting estimates and respective disclosures made by Management; • We conclude on the appropriateness of Management's use of the going concern basis of accounting and based on the audit evidence obtained whether there is material uncertainty regarding events or conditions that may cast significant doubt regarding the Company's ability to continue as a going concern If we conclude that a material uncertainty exists, we must draw attention in our auditor's report to the related disclosures in the individual and consolidated financial statements or include a modification in our opinion if the disclosures are inadequate. Our conclusions are based on audit evidence obtained up to the date of our report, however, future events or conditions may lead the Company to no longer remain in operational continuity; • We evaluated the overall presentation, structure and content of the individual and consolidated financial statements including the disclosures and whether the individual and consolidated financial statements represent the related transactions and events in a manner consistent with the objective of fair presentation. We communicate with those charged with governance regarding, among other aspects, the planned scope, timing of the audit, and significant audit findings, including any material deficiencies in internal controls that we identify during our engagements. We also provide those charged with governance with a statement that we have complied with relevant ethical requirements, including applicable independence requirements, and communicate all potential relationships or matters that could significantly affect our independence, including where applicable the respective safeguards. Of the subjects that were communicated with those responsible for governance, we determined those that were considered to be the most significant in the audit of the individual and consolidated financial statements for the current year and which, therefore, constitute the main audit matters. We describe these matters in our auditor's report unless law or regulation prohibits public disclosure of the matter or when in extremely rare circumstances we determine that the matter should not be communicated in our report because the adverse consequences of such communication could within a reasonable prospect outweighs the benefits of communication to the public interest.

Belo Horizonte, March 25, 2021. Pemom Auditores Independentes SS
CRC 2SP- 031.156/O-2 Henrique Silva Premoli Accountant CRC 1SP-250.993/O-6

CODEME ENGENHARIA SA - CNPJ No. 16.521.601/0001-80

Balance sheet on December 31 (In thousands of reais)

	Controller 2020	2019	Consolidated 2020	2019
Active				
Current				
Box and equiv. cash Accounts	12.197	3.026	16.548	7.088
receivable from customers	58.351	50.446	59.999	51.181
Inventories	21.719	14.354	33.795	26.665
Taxes recoverable Advances	14.756	11.794	21.571	18.547
Dividends receivable	810	970	813	983
Other accounts receivable	501	4.715		
	4.179	3.685	4.194	3.703
	112.513	88.990	136.920	108.167
non-current assets				
kept for sale	19.320	29.424	19.320	29.424
	131.833	**118.414**	**156.240**	**137.591**
Not CIRCULANT				
achievable in the long term				
Too many accounts receivable	17.000	12.000	17.000	12,000
Accounts receivable from customers		3.127		3,127
Stocks			116	112 12,333
recoverable taxes	6566	18395 1601 1921	30,436	1,610 1,921 29,230
Judicial deposits	29584	27075 54751	26,516	60,289 **74,112**
deferred taxes	62518	**33269 38857** 513	3,452	5,529 576 520
	458	70090 74915 **158623**	71,531	77,067 **135,848**
Investments	**176748**	**290456 295162**	**157. 228**	**292,088**
Intangible	**Control**	**loves 2020**	**294,819**	**Consolidated**
Immobilized	**2019**		**2020**	**2019**
total assets				
Liabilities and shareholders' equity				
Current				
Suppliers	19.790	8.727	19.880	11.786
Loans and finance				14.131
Salaries and social obligations Tax				5.768
obligations Taxes in				16.611
installments Customer				1.307
advances Related parties Other		14.078	5.399 11.078 1.307	61.660 69.920
accounts payable				
		2.975		2.977
	19.130	5.848 8.91	105.224	49.246 2.118
Not CIRCULANT				
Loans and finance	39.702	919	39.702	919 42.761
Salaries and social obligations		42.761		919
Dividends payable Taxes	7.658	7.658	7.658	7.658
in installments Related	3.246	2.354	3.246	2.354
parties Provision for	16.853	21.460	10.044	3.841
contingencies Other accounts payable	1.563	2.324	1.563	2.324
	600	1.400	600	1.400
	70.541	**78.876**	**63.732**	**61.257**
Net worth				
Capital social	154.669	154.669	154.669	154.669
capital reserve	78.699	78.699	78.699	78.699
Asset valuation				
adjustments	10.259	15.163	10.259	15.163
Accumulated losses	(134.496)	(137.469)	(134.496)	(137.469)
	109.131	**111.062**	**109.131**	**111.062**
Total liabilities and shareholders' equity	**290.456**	**295.162**	**292.088**	**294.819**

Income Statement Years ended on December 31 (In thousands of reais)

	Parent Company 2020	2019	Consolidated 2020	2019
Net revenue Cost of	159.435	113.496	178.754	132.708
sales **Gross result**	(137.847)	(102.772)	(150.363)	(117.237)
21,588 Selling expenses (2,858)		**10.724**	**28.391**	**15.471**
		(2.423)	(4.625)	(4.333)
Administrative expenses (18,162)		(18.634)	(21.159)	(21.884)
Result. participate in lunges				
by equity method Result of participation	3.052	13.827	(7)	
in				
invested at fair value Other		130		130
income (exp.), net.	(2,900)	23.169	(1,402)	34.041
Operating result Financial	**720**	**26.793**	**1.198**	**23.425**
expenses Financial income			(7.455)	(10.218)
Financial **result Financial**			2.419	25.128
result before IR AND CSLL			**(5.036)**	**14.910**
IR and CSLL **Net Income (Loss)**			**(3.838)**	**38.335**
	(7.236)	2.076	(5.160) **(4.440)**	2.509 1.907
and exercise	**(1.931)**	**30.063**	**(1.931)**	**30.063**
Qty. shares in thousands Earnings			16.805	16.857
per share – BRL			0,11	1,78

Statement of Comprehensive Income on December 31 (In thousands of reais)

	Controller 2020 2019		Consolidated 2020 2019	
Net income (Loss) for the year	(1.931)	30.063	(1.931)	30.063
Total comprehensive income for the year	**(1.931)**	**30.063**	**(1.931)**	**30.063**

Statement of Cash Flows on December 31 (In thousands of reais)

	Controller 2020 2019		Consolidated 2020	2019
Cash flows from operating activities				
Income before income tax (4,440) 33,464 Adjustments for: Depreciation			**(3.838)**	**38.335**
and amortization				
Result from the write-off of property, plant and equipment and intangible	5.670	5.850	6.390	6.692
assets Result from the sale of	1.056	6	1.057	23
assets held for sale Result from the sale of investments	(1.140)		(1.140)	
Provision for	(623)	(1.580)	(623)	(1.580)
contingencies Provision for contracts	(761)	(828)	(761)	(828)
onerous		(1.315)		(1.315)
Reduction to				
recoverable value	(452)	162	(908)	284
accrued interest	5.085	6.749	5.296	6.950
Income from investments in investees				
by				
equity	(3.052)	(13.827)	6	
Income from investments in investees				
at fair value		(130)		(130)
	1.343	**28.551**	**5.479**	**48.431**
Changes in assets and liabilities Trade				
accounts receivable (4,585) (7,365)		(13.134)	(5.042)	(12.474)
Inventories		(1.296)	(7.134)	(4.680)
Recoverable taxes 8,867 Advance payments 160		(28.694)	15.079	(47.096)
Other assets 3,370 Suppliers 11,063 Salaries and		791	170 791	3.364 2.894
social obligations 2,170 Tax obligations Customer		2.830	8.094	2.168
advances Other accounts payable **Cash generated**		(3.723)		(3.214)
from IR and CSLL operations paid Interest paid **Net**		(1.340)		(1.520)
cash generated by	(2.645)	(1.006)	(2.654)	(600)
	(12.414)	16.560	(13.896)	19.627
	308	7.092	306	7.094
	272	**6.631**	**5.934**	**9.253**
			(5.126)	(110)
	(4.944)	(6.058)	(5.155)	(6.259)
(applied in) activities				
operations (4,672) 573 Cash flows from investing activities			**(4.347)**	**2.884**
Advance for future capital increase				
Acquisition of fixed assets	(7)	(4.464)	(6)	(4.464)
Receipt for the sale of fixed assets	(756)	(215)	(767)	(257)
Receipt for the sale of investment Receipt of	1.500	1.379	1.500	1.597
dividends Current account with shares	2.959	6.750	2.959	6.750
	10.784			
related **Net cash**	(10.810)			
generated from investing activities				
3,670 3,450 Cash flows from financing activities Current account with			**3.686**	**3.626**
related parties Capital		(17.759)		(17.023)
increase Obtaining loans		16.000		16.000
with related parties Payment of				
loans with related parties	9.000		9.000	
Obtaining loans Payment of loans				
Net cash used in	(679)		(679)	
financing activities Reduction of	62.279		62.279	
cash and equiv.	(60.427)	(12.289)	(60.479)	(13.302)
	10.173	**(14.048)**	**10.121**	**(14.325)**
Cash, Liquids Cash and	**9.171**	**(10.025)**	**9.460**	**(7.815)**
Equiv. cash at the beginning of				
the year Cash and Equiv. Of	3.026	13.051	7.088	14.903
box				
at the end of the year				7.088
	12.197	3.026	16.548	9.171
		(10.025)		**(7.815)**

Statement of changes in shareholders' equity In thousands of reais

	Capital	Advance for the future increase	Social capital	Capital Reserve Reserve Goodwill	Loss Adjustment valuation	Accrued	Total
On January 1, 2019		102,669	36,000	78,699	16,040	(168,409)	**64.999**
Capital increase with the issuance of new shares		52.000					52.000
Future advance capital increase			(36.000)				(36.000)
Net income for the year						30.063	30.063
Performing the attributed cost adjustment					(877)	877	
On December 31, 2019		**154.669**		**78.699**	**15.163**	**(137.469)**	**111.062**
loss for the year						(1.931)	(1.931)
Performing the attributed cost adjustment					(4.904)	4.904	
On December 31, 2020		**154.669**		**78.699**	**10.259**	**(134.496)**	**109.131**

Board of Directors: Ademar de Carvalho Barbosa Filho and Marcelo Rezende de Carvalho Barbosa. **Accountant:** Osires Campos Costa Júnior - CRC MG-060498/O-0

Machine Translated by Google

TOTAL ALIMENTAÇÃO S/A - CNPJ: 13.668.070/0001-64

BALANCE SHEET FOR THE YEARS ENDED DECEMBER 31, 2020 AND 2019

ACTIVE	2020	2019
CURRENT CURRENT	15,264,241.64	21,196,910.47
Cash and Equivalents	6,713,756.58	11,584,967.08
Customers	6,807,548 .74	8,916,353.50
Inventories	1,464,282, 27	323,591.97
Advance payment	16,154.00	39,497.91
Miscellaneous Debtors	262,500.05	332,500.01
NON-CURRENT CURRENT	**1,962,719.73**	**1,664,616.96**
Investments	14,000.00	
Property, plant and equipment	1,831,703.47	1,586,285.14
Judicial Deposit	117,016.26	78,331.82
TOTAL ASSETS	**17,226,961.37**	**22,861,527.43**

LIABILITIES 2020	2019
CURRENT CURRENT	6,851,924.07 5,259,614.56
Suppliers	3,932,976.00 2,855,624.22
Social and Labor Obligations	1,113,309.83 1,013,674.34
Tax Obligations	803,711.56 1,122,148.84
Advances	382,871.18 212,677.75
Other Accounts Payable	55,489.41
Loans and Installments	619,055.50
NON-CURRENT CURRENT	**1,246,349.66**
Loans and Installments	**78.331,82**
1,129,333.40 Judicial deposit	117,016.26
SHAREHOLDERS' EQUITY	**9,128,687.64 17,523,581.05**
78.331,82	
Capital Social	2.000.000,00 2.000.000,00
Profit Reserve	7,128,687.64 15,523,581.05
TOTAL LIABILITIES	**17,226,961.37 22,861,527.43**

Statement of Changes in Shareholders' Equity for the years ended December 31, 2020 and 2019

BREAKDOWN	Share Capital	Profit Reserve	Total
Balances on December 31, 2018	**2,000,000.00**	**14,946,105.79**	**16,946,105 .79**
Result of the Exercise		6,629,153.49	
Profit Distribution		(6,051,678.23)	
Balances on December 31, 2019	**15,523,581.05**	**17,523,581.05**	**2.000.000,00**
Balances on December 31, 2019	**15,523,581.05**	**17,523,581.05**	**2.000.000,00**
Result of the Exercise		(4,542,087.47)	
Profit Distribution		(3,852,805.94)	
Balances on December 31, 2020		**2.000.000,00**	**7.128.687,64 9.128.687,64**

Income Statement for the Years ended on December 31, 2020 and 2019

	2020	2019
Gross **Operating Revenue**	**62,011,676.93**	**62,285,403.39**
(–) Deductions from Revenue		
Operating	(3,651,546.63)	(4,375,221.28)
Net Revenue	**58,360,130.30**	**57,910,182.11**
(–) **Cost of Goods Sold**	**(56,027,199.94)**	**(44,403,280.30)**
Gross Profit	**2,332,930.36**	**13,506,901.81**
(–) General **Expenses**	**(5,033,281.96)**	**(5,436,820.01)**
Administrative	(4,887,338.69)	(5,338,900.33)
Tax	(145,943.27)	(97,919.68)
Net Financial Result	**180,393.90**	**769,129.70**
Property Disposal Result	(65,506.83)	
Profit before IRPJ AND CSLL	**(2,519,957.70)**	**8,773,704.67**
(–) Provision for IRPJ and CSLL	(2,022,129.77)	(2,144,551.18)
Net Income for the Year	**(4,542,087.47)**	**6,629,153.49**

Statement of Cash Flow for the Years ended on December 31, 2020 and 2019

Operational Activities	2020	2019
Income for the Year	(4,542,087.47)	6,629,153.49
(–) Profit Distribution	(3,852,805.94)	(6,051,678.23)
	(8.394.893,41)	**577.475,26**
Increases/Decreases of Assets		
Receivable Customers	2,108,804.76	1,097,607.65
Inventory of Goods	(1,140,690.30)	(208,450.88)
Miscellaneous Debtors	69,999.96	(332,500.01)
	1.038.114,42	**556.656,76**
Increases/Decreases of Liabilities		
Suppliers and Notes Payable	1,021,862.37	1,195,720.64
Social and Labor Obligations	99,635.49	143,811.42
Tax Obligations	(318,437.28)	298,215.70
	803.060,58	**1.637.747,76**
Cash Flow from Activities		
Operational	**(6,553,718.41)**	**2,771,879.78**
Investment Activities		
Capital Shares	14,000.00	Acquisition of Fixed
Assets (assets)	(245,418.33)	(146,300.51)
Cash Flow from Activities		
Investment	**(245,418.33) VALUE!**	
Financing Activities		
Advances	193,537.34	Loans 161.840,37
1,748,388.90 **Cash Flow from Development Activities**		
Financing	**1,941,926.24**	**Cash Increase/Decrease 161.840,37**
of the Period	**(4,857,210.50) VALUE!**	
Cash Balance and Equivalents in Beginning of Period	11,584,967.08	8,797,547.44
Cash Balance and Equivalents in End of Period	6,713,756.58	11,584,967.08
Cash Variation in the Period	**(4,871,210.50)**	**2,787,419.64**

EXPLANATORY NOTES TO THE FINANCIAL STATEMENTS AS OF DECEMBER 31, 2020 AND 2019

I. OPERATIONAL CONTEXT – Total Comida S/A, is a privately-held corporation, headquartered at Alameda Oscar Niemeyer, n° 975, Bairro Vila da Serra, Nova Lima/MG, constituted on May 17, 2011, with the preponderant activity the supply of food (industrial kitchen) for commercial and industrial companies. It has units in the states of Minas Gerais, São Paulo, Bahia and Espírito Santo. **II. SUMMARY OF THE MAIN ACCOUNTING PRACTICES** – The annual presentation of the financial statements is in accordance with NBC T 19.41 – Accounting for Small and Medium-Sized Companies, approved by Resolution CFC 1,255/09, with the fundamental principles of accounting as well as the legislation corporate. All financial statements were based on entries originated through the supporting documents of the activity, making them understandable, relevant and reliable. These are individual financial statements and are presented in national currency - denominated Real having been approved by management on 04/27/2021. **Calculation System** – The Company calculates its results based on the Accrual Accounting System. The application of this regime implies the recognition of revenues, costs and expenses when earned or incurred, regardless of their actual receipt or payment. **The)**

-.

Cash and Cash Equivalents – Recorded on December 31, 2020 and 2019, the balances held in the head office cash registers (central office) and in the branches (industrial kitchens). Registered on December 31, 2020 and 2019, the balances available in current accounts and financial investments of immediate liquidity, with national banks, and are not subject to risk of change in value, subject to immediate redemption. Investments are recorded at investment cost, plus proportional yields up to the balance sheet date. **b) Clients**

– On December 31, 2020 and 2019, balances receivable related to sales made and not received are recorded. The amount of 100% of the Customer account balance refers to sales in the domestic market. **c) Inventories** – Inventories are stated at the average purchase price and do not exceed market prices or replacement cost. Inventory balances recorded on December 31, 2020 and 2019 are in accordance with the physical count carried out at the end of each year. In 2020, there was a change in the purchasing management policy, with a growing number of products to carry out its operational activities. **d) Investments** – Refer to capital shares acquired in a financial cooperative, by way of opening credit. **e) Property, plant and equipment** – Property, plant and equipment are accounted for at acquisition or construction cost, less depreciation for the period, resulting in the net book value. Depreciation was calculated using the straight-line method, at the rates permitted by tax legislation, recorded as a debit to production costs and operating expenses. **f) Judicial Deposit** – This group includes judicial deposits available to the court, corresponding to the amounts related to the tax action, made to exclude the ICMS amount from the PIS and COFINS calculation base, according to process No. 10055374520174013800 of 2017, which refers to the recent position of the Federal Supreme Court RE-574.706. Judicial deposits are recognized for the deposit amount on each maturity date, and the amount is also provisioned in Non-Current Liabilities. **g) Payable Social and Labor Obligations** – On December 31, 2020 and 2019, the amounts corresponding to wages and labor charges levied on the payroll for the month of December are provisioned. **h) Tax Obligations to be Collected** – As of December 31, 2020 and 2019, the amounts corresponding to taxes levied on sales and taxes and contributions withheld on services taken, due in January 2021 and 2020, are set aside. Federal payments are calculated based on receipts, adopting the cash basis. PIS (0.65%) and COFINS (3%) contributions are recorded under the cumulative regime. The Tax on the Circulation of Goods and Services (ICMS) is calculated in a systematic analogous to the presumed profit with an effective rate of 4% levied on the billing of the units allocated in the states of Bahia and Minas Gerais, as provided, respectively, by Decree no. 13,780 of March 16, 2012 art. 267 item VI of the state of Bahia and by RICMS/02-MG item XVIII of art. 75, except for the hypotheses pertaining to Decree No. 43349 of 05/30/2003 of the state of MG, regarding the exemption from ICMS in internal operations destined to bodies of the Direct State Public Administration and its foundations and autarchies. It is determined with an effective rate of 3.2% levied on the billing of units allocated in the state of Espírito Santo, as provided for in article 530-LRF of RICMS/ES, concomitant with article 20 of Law No. 10,568/2019 and of the state of São Paulo, as provided for in Article 1 of Decree No. 51,597 of February 23, 2007. **i) Loans** - Loans taken out by the company are duly accounted for in Current and Non-Current Liabilities, in accordance with the maturity of the installments at the end of the year, they are initially recognized at the net amount upon receipt of funds, then added by charges and interest, stated in the (-) Interest to be Expired account, which is a reduction of the Loans account, being appropriated to income as to elapse.

TOTAL ALIMENTAÇÃO S/A - CNPJ 13.668.070/0001-64
Rodrigo Silva Moreira Nunes – CRCMG 111531/O

ÁLAMO ENGENHARIA E EMPREENDIMENTOS SA
CNPJ: 26.083.113/0001-91

BALANCE SHEET ON DECEMBER 31, 2020 AND 2019

(In Reais) **2020 2019**
ASSETS 16,952,584 17,035,276 CURRENT ASSETS 11,918,843 11,816,843 Cash and Cash Equiv. 0,927 **NON-CURRENT ASSETS 5,033,741 5,218. 433** Long-Term Achievables 133,341 916,033 Investments 4,900,400 4,302,400 **LIABILITIES 16,952,584 17,035,276 CURRENT LIABILITIES 71,167 125,130** Social and Tax Obligations 2,718 28,000 Accounts Pay 68,448 97,130 **NON-CURRENT LIABILITIES 32,123 32,123** Deferred Taxes 32,123 32,123 **SHAREHOLDERS' EQUITY 16,849. 294 16,878,023** Share Capital 12,500,000 12,500,000 Capital Reserve 28,561 28,561 Profit Reserve 3,244,961 3,273,690 Comprehensive Income 1,075,772 1,075,772

STATEMENT OF CASH FLOWS IN DECEMBER 31, 2020 and 2019 (In Reais)

	2020	2019
OPERATING ACTIVITIES Net Income for the Year	**(28,729)**	**733,953**
Reduction (increase) in Assets:		
Accounts Receivable - Customers		
Inventory Real Estate Activity	24.853	(7.104)
Taxes Recoverable	(9.290)	(38.291)
	(77.904)	
	(62.341)	**(45.395)**
Increase (decrease) in Liabilities:		
Social and Tax Obligations	(25,281)	(575,084)
Accounts Payable	(28,682)	11,651 (53.963) (563.433)
Net Cash generated by Operational Activities	**(116.304)**	**(608.828)**
INVESTMENT ACTIVITIES		
Advance for Future Increase of Capital	182.692	257.770 -
Controlled and Affiliated Claims	1.892.501	
Shareholdings	2.000	
FINANCING ACTIVITIES Dividends Paid -	(2,555,171)	
Net Cash from Activities of Invest. and Financing	**184.692**	**(404.899)**
Net increase (decrease) in Cash and Cash Equivalents Balance of	**39.659**	**(279.774)**
Cash and Cash Equivalents at the beginning of the period	6,118,068	6,397,843
Balance of Cash and Equivalents Cash at the end of the period	6,157,727	6,118,068
Variation in the Cash Balance and Cash Equivalents	**39.659**	**(279.774)**

INCOME STATEMENT FOR THE YEAR ON DECEMBER 31, 2020 AND 2019

(In Reais) **2020 2019**
NET OPERATING REVENUE 293,438 362,006 Cost of Sales and Services (467,214) (60,652)
GROSS OPERATING PROFIT (173,776) 301,354 Administrative OPERATING INCOME AND (EXPENSES) (73,312) (74,261)
Net Financial Result 162,368 350,486 Tax (29,325) (7,082)
Result of Part. Corporate 111,656 300,143 **RES. BEFORE IR AND CSLL (2,390) 870,640** Social Contribution (9,877) (42,535)
Income Tax (16,462) (94,152)
NET RESULT OF THE FINANCIAL YEAR (28,729) 733,953

STATEMENT OF CHANGES IN SHAREHOLDERS' EQUITY AS OF DECEMBER 31, 2020 AND 2019 (In Reais)

	Capital	Reservations Reserve	Const. Reservations of Profits	Other Results	Comprehensive Total
	Share Capital	Legal			
Balances 12/31/2019	**12,500,000**	**28,561**	**36.698**	**3,236,992**	**1.075.772 16.878.023**
Fiscal Year Result				(28,729)	(28,729)
Balances 12/31/2020	**12.500.000**	**28.561**	**36.698**	**3,208,263**	**1.075.772 16.849.294**

EXPLANATORY NOTES TO THE FINANCIAL STATEMENTS AS OF DECEMBER 31, 2020 AND 2019 (In Reais)

ÁLAMO ENGENHARIA E EMPREENDIMENTOS SA is a privately held corporation headquartered in the city of Belo Horizonte – MG, whose corporate purpose is the management of its own assets, the sale of properties and real estate development. The Financial Statements are expressed in Reais and were prepared in accordance with the PME Technical Pronouncement – Accounting for Small and Medium-sized Companies. Basis Measurement: The Financial Statements were prepared based on historical cost, with the exception of investment properties that are measured at fair value. The complete financial statements, including the explanatory notes are available at the Company's headquarters.

Board of Directors: Márcio Galvão de Lima and Marcos Frederico Carneiro Monteiro Soares. **Accountant:** Gláucia Mara Pessanha **CRC/MG:** 074325/O-0

IRMÃOS SILVA S/A

CNPJ: 21.012.190/0001-37

MANAGEMENT REPORT - Shareholders, Irmãos Silva S/A, a company headquartered in Sete Lagoas, Minas Gerais, at Rua Carlos Antonio Giordani, nº 1.406, Bairro Henrique Nery, in accordance with the legal and statutory provisions, presents VSas, the Balance Sheet and other Financial Statements, of the years ended December 31, 2020 and 2019, which, read together with the Explanatory Notes, demonstrate the execution of the main expenses, investments and other occurrences of a financial and administrative nature. Sete Lagoas - MG, December 31, 2020. **Ariadne da Silva Machado - Chief Executive Officer**

BALANCE SHEET FOR THE YEARS ENDED DECEMBER 31, 2020 AND 2019 (VALUES IN BRL)

	2020	2019
CURRENT ASSETS		
Availability Customers	3.417.255	4.144.339
Taxes	39.947.524	37.802.954 291.699
Recoverable Other Credits	353.486	2.770.604 1.375.048
TOTAL STOCK OF	36.601.305	33.974.950
NON-CURRENT CURRENT CURRENT	**83.028.386**	**77.650.777**
Loans 28,459 28,459 Judicial Deposits 210,209 79,714 Other Credits 3,122,155 1,311,549 **TOTAL ACHIEVED LONG TERM**	**3,360,823**	**1,419,722**
Investments 111,073 14,720 Fixed Assets 7,555,149 8,649,064 **TOTAL NON-CURRENT ASSETS**	**11,027,045**	**10,083,506**
TOTAL ASSETS	**94.055.431**	**87.734.283**

	2020	2019
CURRENT LIABILITIES		
Suppliers	59.911.066	55.650.037
Work, Social and Tax Obligations Loans and	1.104.091	1.352.762 4.485.291
Financing Miscellaneous Provisions	2.691.191	1.174.789 1.433.780
Other Accounts Payable	3.601.730	1.705.879
TOTAL NON-CURRENT CURRENT	**70.276.967**	**62.833.649**
Loans and Financing Interest on Equity	5.070.442	7.579.112 3.329
Installments **TOTAL NON-CURRENT**	3.329	857.880 234.023
	7.816.464	
SHAREHOLDERS' EQUITY + AFAC	**5.931.651**	
17,846,813 17,084,170		
Capital Stock 6,511,840 6,511,840 Capital Reserves 24,047,685 24,047,685 Tax Inc. Reserves 37,652 37,652 Profit Reserves 44,704		44.704
Accumulated losses	(12.795.068)	(13.557.711)
TOTAL LIABILITIES	**94.055.431**	**87.734.283**

STATEMENT OF CHANGES IN SHAREHOLDERS' EQUITY FOR THE ENDED YEARS ON DECEMBER 31, 2020 AND 2019 (VALUES IN BRL)

	Capital	Reserves	Reserves	Capital Gains	Realized Losses Inc. Accumulated tax	P.Liquid + AFAC
BALANCES ON 12/31/2018	6,511,840	24,047,685	44,704	37,652	(13,443,976) (110,714) (3,022) (13,557,712) 759,612	**17.197.905**
LOSS FOR THE YEAR					3,031 (12,795,069)	(110.714)
ADJUSTMENT PREVIOUS EXERCISE						(3.022)
BALANCES ON 12/31/2019	**6.511.840**	**24.047.685**	**44.704**	**37.652**		**17.084.170**
PROFIT FOR THE YEAR						759.612
ADJUSTMENT PREVIOUS EXERCISE						3.031
BALANCES ON 12/31/2020	**6.511.840**	**24.047.685**	**44.704**	**37.652**		**17.846.813**

Explanatory Notes to the Financial Statements Years ended on December 31, 2020 and 2019 (In thousands of Reais)

1 - Operational Context - The Company's corporate purpose is the sale of rubber products, tires, inner tubes, tarpaulins, parts and accessories for vehicles, provision of tire retreading services, mechanical workshop, alignment and balancing of vehicles , service stations for the sale of fuels, lubricants, greases, washing and lubrication, as well as materials relevant to the field.

Since December 1961, the Company has consolidated itself in the market, operating in the automotive segment, with the official resale of Pirelli tires, gas stations for the main brands in Brazil and retreads of cargo, agricultural and OTR tires. Its mission is to provide solutions in tires and services for light and heavy vehicles through specialized service, generating customer reliability, employee satisfaction and socio-environmental responsibility.

2 - Presentation of Financial Statements - The financial statements for the year ended December 31, 2020 were approved by the Company's Board of Directors on March 25, 2021. The financial statements were prepared in accordance with accounting practices adopted in Brazil, with the Committee of Accounting Pronouncements (CPC), which are substantially convergent to the international accounting standards (IFRS) issued by the IASB. The financial statements are presented in Reais, which is the Company's functional currency and presentation currency.

3 - Description of Main Accounting Practices - a. *Calculation of results* - Sales revenues, as well as services provided, are presented in their gross amounts. Taxes and discounts on sales revenue are presented as a reduction account. The result of operations is determined in accordance with the accrual basis of accounting. Interest income and expenses are recognized using the effective interest rate method under the respective caption. **B. *Current and non-current assets • Cash and cash equivalents* -** Cash and cash equivalents are stated at cost, plus income incurred up to the balance sheet date, which does not exceed market value. They comprise cash on hand, bank deposits and other highly liquid short-term investments. **• *Accounts receivable* -** The balance shown reflects the expectation of receipt, taking into account the analysis of open operations, existing guarantees and specific risks presented. **• *Inventories* -** Inventories are stated at average acquisition cost, which does not exceed market value. **• *Property, plant and equipment* -** Stated at acquisition cost. Depreciation was calculated using the straight-line method to write down the cost of each asset to its residual value, based on the estimated useful life of the assets. **• *Other current assets* -** Other assets are stated at cost or realizable value, including, when applicable, earnings and monetary variations earned. **w. *Current and non-current liabilities* - • *Provisions* -** Provisions are recognized when the company has a legal or implicit obligation as a result of past events and it is probable that an economic resource will be required to settle the obligation. **• *Other current and non-current liabilities* -** Other liabilities are stated at known or estimated amounts, plus, when applicable, the corresponding charges and monetary variations incurred.

4 - Stocks

	2020	2019
Fuels and lubricants	749.645	745.194 33.687.623
Goods for Resale	30.882.947	2.064.707 2.239.683
Recapagem Supplies	99.330	107.125 **36.601.305**
Warehouse		**33.974.949**
TOTALS		

5 - Fixed Assets

	2020	2019	Deprec. %
Buildings	266,849	283,146	4% 3,283,226
Vehicles	4,041,450	20% and 25% Machinery and	
Equipment 2,685,249 2,904,858 10% Facilities 173,024 203,717 10% Furniture and Fixtures 215,398 231,045 10% Tools 41,879 56,201 10% IT Equipment 361,154 264,363 20% Communication Devices 27,630 35,825 10% Intangible Fixed Assets 6,191 17,729 20% Third-Party Property Improvements 402,182 511,521 4% Fixed Assets in Progress Electric Devices **TOTALS**			
	92.367	99.208	10%
	7.555.149	**8.649.063**	

INCOME STATEMENT FOR THE FINANCIAL YEARS ENDED DECEMBER 31 OF 2020 AND 2019 (VALUES IN BRL)

	2020	2019
Income from Resale of Goods/Services	227,535,089	217,994,828 Deductions (7,858,861) (8,386,880)
NET REVENUE	**219,676,228**	**209,607,949**
Market Costs Sales/Services	(185,923,829)	(180,707,232)
GROSS PROFIT	**33,752,399**	**28,900,717**
Administrative/Selling Expenses	(24,146,365)	(20,569,217)
Depreciation/Amortization	(2,156,589)	(2,002,712)
Tax Expenses	(537,722)	(526,689)
Financial Income 603,732 853,790 Financial Expenses	(4,840,174)	(5,650,618)
OPERATING INCOME	**2,675,281**	**1,005,272** Other Income / Expenses (1,740,449) (1,115,986)
PROFIT BEFORE IRPJ/CSLL	**934,832**	**(110,713)**
IRPJ	(124,820)	
CSLL	(50,400)	**759,612**
NET PROFIT/LOSS	**(110,713)**	

CASH FLOW STATEMENT FOR THE YEARS ENDED DECEMBER 31 OF 2020 AND 2019 (VALUES IN BRL)

I) OPERATIONAL ACTIVITIES	2020	2019
Net income for the year	759.612	(110.713)
Depreciation/Amortization	2.156.589	2.002.712 (861.003)
Gain on Sale of Fixed Assets	(270.250)	(2.144.570)
Increase in Accounts Receivable	(2.299.578)	
Increase in Stocks	(2.626.355)	(3.353.517)
Reduction in Recoverable Taxes	61.787	(24.276) (3.206.162)
Increase in Other Credits	(641.257)	
Increase in Judicial Deposits	(130.495)	(32.340)
Increase in Suppliers	4.261.029	5.542.882
Reduction in Labor Obligations, Social and Tax	(248.671)	(11.812)
Increase in Other Accounts Payable	1.895.851	153.874
Reduction of Miscellaneous Provisions	(258.991)	(44.445)
Increase in Installments	623.857	(25.758)
Accumulated Loss Adjustment **(=)**	3.031	(3.022)
Net Cash Generated in Operating Activities II) Investment Activities	**285.509**	**882.500**
Receipt Sale Fixed Assets Acquisition of	1.201.100	869.515
bank shares and Equity Interest Acquisition of Fixed Assets **(=)**	96.353	
Net Cash Consumed in Investment Activities III) Financing Activities	(2.219.333) **(921.880)**	(3.484.274) **(2.614.759)**
Loan Receipt. and Finance	12.781.959	13.324.274
Loan Payments and Finance	(12.872.672)	(11.053.308)
(=) Net Cash Consumed in Financing Activities Reduction in Availability	**(90.713)**	**2.270.966**
Cash at the Beginning of the Period	**(727.084)**	**538.707**
Cash at the End of the Period	4.144.339	3.605.632
	3.417.255	4.144.339

6- Accounts Receivable

The credit for the sale of goods is R$177,150,961 and for services R$50,384,128. A significant portion of sales are made through credit cards, checks and bank slips. The risk in credit card operations is null as the receivables portfolio is monitored by the card companies. The company's risk in sales with checks and bank slips is minimized as they are duly evaluated by financial institutions and credit companies. Our average collection period is 60 days.

7 - Equity

7.1 Share capital - The registered share capital is R$ 6,511,840 (six million, five hundred and eleven thousand, eight hundred and forty reais), fully subscribed and paid in.

Silva Brothers S/A Jacqueline Moreira da Silva Reis
Ariadne da Silva Machado Accountant CRC MG 091532/O CNPJ – 21.012.190/0001-37 CPF 011.889.196-01

MASB DESENVOLVIMENTO IMOBILIARIO S/A CNPJ: 08.717.355/0001-08

BALANCE SHEET AS OF DECEMBER 31, 2020 AND 2019 (R$ thousand)

	parent company		Consolidated	
Active	**2020**	**2019**	**2020**	**2019**
Current				
Cash and cash equivalents		15	526	485
Customers	7	794	6.614	8.461
Stocks	563	1.815	6.813	7.420
advance to third parties		18	29	40
Other credits	1.815	1.162	14.693	15.670
Total current assets	8 1.178	**3.571**	**3.804**	**28.675**
Not CIRCULANT				**32.076**
Customers	266	185	1.110	1.005
Stocks	18.725	18.840	78.725	78.841
Related parties	43.322	44.323	39.793	40.992
Investments	79.011	80.001	8.876	9.174
Immobilized	718	807	718	807
Intangible				
Total non-current assets	2 **142.044**	3 **144.159**	2 **129.224**	3 **130.822**
total assets	**145.615**	**147.963**	**157.899**	**162.898**

	parent company		Consolidated	
Passive	**2020**	**2019**	**2020**	**2019**
Current				
Suppliers	1.078	1.302	1.965	2.240
Loans and financing	-	-		1.034
Accounts payable land acquisition	-	-	6.001	6.002
Tax and social obligations	1.626	2.825	6.334	8.619
advances from customers	466	-	1.016	550
Other bills to pay	5.966	218	5.833	2.253
Total current liabilities	**9.136**	**4.345**	**21.149**	**20.698**
Not CIRCULANT				
Accounts payable				
land acquisition	18.521	18.521	73.307	73.307
Related parties	128.692	131.396	65.510	66.755
provision for risks	6.640	11.040	13.690	19.284
provision for maintenance		1.490		2.708
Provision for investment	5.510	7.641	219	219
Other bills to pay				
Total non-current liabilities	3 **159.366**	9 **170.097**	3 **152.729**	9 **162.282**
Net worth				
Capital Social	1.312	1.312	1.312	1.312
Accumulated losses	(24.199)	(27.791)	(24.199)	(27.791)
unsecured liabilities	**(22.887)**	**(26.479)**	**(22.887)**	**(26.479)**
Non-controlling interest	-	-	6.908	6.397
Total equity	**(22.887)**	**(26.479)**	**(15.979)**	**(20.082)**
Total Liabilities	**145.615**	**147.963**	**157.899**	**162.898**

INCOME STATEMENTS FOR THE YEARS ON DECEMBER 31, 2020 AND 2019 (R$ thousand)

	parent company		Consolidated	
	2020	**2019**	**2020**	**2019**
Net operating revenue	**(18)**	**5.336**	**1,571**	**8.589**
cost of properties sold	(158)	(5.169)	(1.446)	(9.492)
gross profit	**(176)**	**167**	**125**	**(903)**
Operating Income (Expenses) Selling				
Expenses General and		(5)	(18)	(89)
Administrative Expenses Equity Income	(3.762)	(3.956)	(4.682)	(4.246)
Other Operating Income	1.561	(294)	(273)	(1.908)
(Expenses) **Earnings before Financial Income**	6.053	1.416	8.007	4.255
and Expenses taxes 3,676		**(2.672)**	**3.159**	**(2.891)**
Financial result				
Financial income	605	260	2.068	139
Financial expenses		(694)		(1.159)
Loss before IR and CSLL	(686)	**(3.106)**	(950)	**(3.911)**
income tax and social contribution	3.595	3	4.277	
	(3)		**(139)**	**(58)**
loss for the year	**3.592**	**(3.103)**	**4.138**	**(3.969)**
Profit (Loss) attributable				
controllers			3.592	(3.103)
non-controllers			546	(866)

Board of Directors: Geraldo Vilela de Faria and João Batista Borges Santos
Accountant: Eurico dos Reis Rodrigues Fróes **CRC/MG:** 063.956/O-1

Mecânica USIMINAS

USIMINAS MECÂNICA SA

CNPJ No. 17.500.224/0001-65

BALANCE SHEET AS OF DECEMBER 31 - In thousands of reais

	Grades	2020	2019
Active			
Current			
Cash and cash equivalents	5	50.400	58.885
Accounts receivable from customers	6	64.410	214.193
Stocks	7	2.592	30.396
Taxes to recover	8	15.328	18.517
Advances to suppliers		12	105
Accounts Receivable - PB Benefit Plan¹	10	20.835	
Other current assets		285	1.684
Total current assets		153.862	323.780
Not CIRCULANT			
Accounts receivable from customers	6		47.006
Taxes to recover	8	3.287	3.062
Compulsory and judicial deposits	19	48.970	49.150
Advance for future capital increase	9	1.746	1.746
Other non-current assets		77	76
		54.080	101.040
Investment		582	654
Immobilized	9 12(a)		3.848
Intangible	11(a)		28
Total non-current assets		54.662	105.570
total assets		208.524	429.350

	Grades	2020	2019
Passive			
Current			
Suppliers	14	18.269	83.045
Loans and financing	15	90	90
Salaries and social charges	16	12.282	30.129
taxes payable		4.437	6.847
advances from customers	17	31.112	52.447
Billed services to be performed	18	13.892	2.062
Restructuring provision		7.917	
Other current liabilities		1.902	1.714
Total current liabilities		89.901	176.334
Not CIRCULANT			
Loans and financing	15	10	100
Provision for lawsuits	19	48.242	21.081
miscellaneous provisions	20		16.100
actuarial liabilities	26.3	48.666	62.364
Total non-current liabilities		96.918	99.645
Total liabilities		186.819	275.979
Net worth	21		
Capital social		440.700	440.700
capital reserves		359	359
Asset valuation adjustments		(3.451)	(28.297)
Accumulated losses		(415.903)	(259.391)
Total equity		21.705	153.371
Total liabilities and shareholders' equity		208.524	429.350

STATEMENT OF CHANGES IN SHAREHOLDERS' EQUITY - In thousands of reais

	reserve and working capital		Profit reserves Reserve for investment		Valuation Adjustments patrimonial	Losses accumulated	Total Share Capital	Capital reserve	Legal	Net worth
On December 31, 2018	440.700	1.046	(157.350)	284.755	359					
loss for the year						(102.095)	(102.095)			
Realization of assigned cost					(54)	54				
Actuarial gain net of taxes					(29.289)					(29.289)
On December 31, 2019	440.700				359 (28.297)	(259.391)				153.371
loss for the year						(156.589)	(156.589)			
Realization of assigned cost					(77)	77				
Actuarial gain (loss) on benefit retirement					24.923					24.923
On December 31, 2020	440.700				359 (3.451)	(415.903)				21.705

STATEMENT OF CASH FLOWS FOR THE YEARS ENDED DECEMBER 31 - In thousands of reais

	2020	2019
Cash flows from operating activities		
loss for the year	(156.589)	(102.095)
Adjustments to reconcile the result		
Depreciation and amortization	17.011	
impairment of assets	(10.550)	
Deferred income tax and social contribution	12.715	73.583
Income from the sale of property, plant and equipment	(1.990)	
Equity	72	61
Provision for obsolescence in inventories	1.340	(1.149)
Allowance for doubtful debts	1.781	678
Correction of judicial deposits	(999)	(1.082)
Loan interest	12	20
Creation (reversal) of provisions	38.311	14.922
	(98.886)	(15.062)
(Increase) Decrease in assets and Increase (Decrease) in liabilities		
Accounts receivable from customers	178.908	(114.393)
Stocks	26.464	16.953
Taxes to recover	2.964	24.287
Compulsory and judicial deposits	1.179	(1.916)
Advances to suppliers	93	(67)
Other assets	1.398	1.289
Suppliers	(64.776)	60.755
Salaries and social charges	(17.847)	10.307
Billed services to be performed	11.830	(1.490)
taxes payable	(2.410)	2.448
advances from customers	(21.335)	22.442
Other liabilities	188	(6.331)
Income tax and social contribution	(25.558)	
interest paid	(12)	(20)
Actuarial liabilities paid	-	(7.393)
Net cash flow applied to operating activities	(7.800)	(8.191)
Cash flows from investing activities		
Acquisitions of fixed assets	(3.709)	(3.906)
Amount received from the sale of the property	3.114	30
Net cash used in investment activities	(595)	(3.876)
Cash flows from financing activities		
Payment of loans and financing	(90)	(91)
Net cash used in financing activities	(90)	(91)
Reduction of cash and cash equiv

Machine Translated by Google

BARBOSA MELLO CONSTRUTORA

CONSTRUTORA BARBOSA MELLO SA

CNPJ/ME - 17.185.786/0001-61

Board Report

Shareholders - In accordance with legal and statutory precepts, we present to you Sas. the Balance Sheet, Income Statement and other Financial Statements, pertaining to the years ended December 31, 2020 and 2019, accompanied by the Independent Auditors' Opinion, for consideration by the General Meeting. We are at the disposal of shareholders for any clarification. Belo Horizonte, April 28, 2021. The Board.

Balance sheets on December 31, 2020 and 2019 (Amounts expressed in thousands of reais, unless otherwise indicated)

ACTIVE		Parent company		Consolidated	
Current assets	**Notes**	**12/31/2020**	**12/31/2019**	**12/31/2020**	**12/31/2019**
Cash and cash equivalents	3	90.374	165.835	91.509	165.839
Bills to receive	4	80.155	9.817	8.065	9.817
Stocks	5	11.077	3.234	13.036	6.251
advance to supplier		3.230	1.518	3.230	**307.773**
Recoverable taxes and contributions	6				
Related parties	7				
Other assets					
Total current assets					
non-current assets					
Bills to receive	4	41.424	39.333	41.630	39.539
Judicial deposits	16	4.150	4.547	4.150	4.547
Related parties	7	24.110	27.110	20.110	23.110
Recoverable taxes and contributions	6	15.818	15.564	15.818	15.564
Investments	8	23.500	17.923	20.573	16.997
Immobilized	9	10.265	10.265	11.052	**206.400**
Intangible		**447.093**	512.716	445.262	
Right to use real estate	10		11.052		
Total non-current assets			**170.872**		
total assets					

LIABILITIES AND SHAREHOLDERS' EQUITY	Parent Company Current		Consolidated	
liabilities **Notes**	**12/31/2020**	**12/31/2019**	**12/31/2020**	**12/31/2019**
Suppliers	79,818	47,870	79,818	47,870
Loans and financing	38,935	18,216	38,935	18,216
Labor and tax obligations	57,740	42,778	57,756	42,794
Advances from customers	7,609	75,999	7,609	75,999
Other liabilities	116	116	Related parties 7	2,740
Leasing right of use 10	2,941	2,941	**Total current liabilities**	
Non-current liabilities				
Loans and financing 12				
Labor and tax obligations 13				
Deferred income tax and social contribution 14				
Provision for risks 25				
Provision for loss of investments 8				
Related parties 7				
Leasing right of use 10				
Total non-current liabilities				
Shareholders' equity				
equity **Share capital**				
Profit reserve				
Treasury shares				
Total shareholders' equity				
Total liabilities and shareholders' equity				

Management's explanatory notes are an integral part of the financial statements

Management's explanatory notes to the individual and consolidated financial statements for the years ended December 31, 2020 and 2019 (Amounts expressed in thousands of reais, unless otherwise indicated)

1. Operational context: Construtora Barbosa Mello SA ("Company") was incorporated on August 11, 1966 as a privately-held corporation, headquartered at Rua Paraíba, 1124, Bairro Savassi, in the municipality of Belo Horizonte, in the state of Minas Gerais, and its objective and main activity is the execution and services of engineering and construction in general, also acting in other activities related to its main objective. The Company's subsidiary, with a 99.99% interest in the quotas, is CBM Logística Comércio Importação e Exportação Ltda., incorporated on November 25, 2011, headquartered in the municipality of Itaboraí, in the State of Rio de Janeiro. The subsidiary's main corporate purpose is the wholesale trade of machinery and equipment for industrial use. In 2020, the Company participates in the following affiliates and subsidiaries:

	Participation - %
Affiliates:	
5 Vias Participações Ltda.	32,714
SCP Revita-CBM	49,00
BH Public Lighting SA	9,00
Subsidiary:	
CBM Logística Comércio Importação e Exportação Ltda.	99,998

1.1. Covid-19: In mid-March 2020, with the start of the preventive human mobility restrictions to the impacts related to the pandemic resulting from the COVID-19 virus, recommended by the World Health Organization and determined by the Brazilian authorities, the national and world scenario for the Company's business presented significant changes. The Company is actively working on preventive measures to help control the spread of the Coronavirus (COVID-19), reinforcing hygiene protocols, disseminating information on the subject on its internal communication channels and following the Organization's guidelines World Health Organization (WHO), canceling internal events and trips, adopting electronic means of communication, among other initiatives. Such measures kept contagion rates low, preserving the health and lives of our employees and reducing the impact on operational performance. To date, the Company's Management has not identified significant impacts arising from COVID-19 on its operations. **2. Accounting policies adopted: 2.1. Basis of preparation of individual and consolidated financial statements: 2.1.1. Declaration of compliance:** The individual and consolidated financial statements were prepared in accordance with accounting practices adopted in Brazil, which include those provided for in Brazilian corporate law and in the pronouncements, guidelines and interpretations issued by the Accounting Pronouncements Committee (CPC), approved by the Federal Accounting Council (CFC). The Company's individual and consolidated financial statements were approved at the board meeting held on April 27, 2021. **2.1.2. Measurement basis:** The individual and consolidated financial statements were prepared based on historical cost, unless otherwise indicated. **2.1.3. Functional currency and presentation currency:** The Company's functional currency is the Brazilian Real. All amounts presented in these individual and consolidated financial statements are expressed in thousands of reais, unless otherwise indicated. **2.2. Basis for consolidation of the financial statements:** The consolidated financial statements were prepared considering the historical cost as a value basis and include the financial statements of the Company and its subsidiary, mentioned in Note 8, closed on the same base date, consistent with the accounting practices described in Note 2.3. Control is obtained when the Company has the power to control the financial and operating policies of an entity to derive benefits from its activities. Where applicable, the existence and effect of potential voting rights, which are currently exercisable or convertible, are taken into account when assessing whether or not the Company controls another entity. The subsidiary is fully consolidated from the date on which control is transferred to the Company and ceases to be consolidated, where applicable, from the date on which control ceases. The subsidiary is fully consolidated, with the respective calculation of the non-controlling interest, including the asset, liability, income and expense accounts, according to the nature of each account, complemented by the eliminations of: (a) investment and equity balances; **(b)** current account balances and other balances comprising assets and/or liabilities held between consolidated companies; and **(c)** revenues and expenses, as well as unrealized profits, when applicable, arising from business between the consolidated company. The consolidated financial statements include the operations of the Company and the subsidiary, as shown in Note 8. **2.3. Main accounting practices: a) Calculation and appropriation of the result of the works:** The costs and revenues of construction contracts (short and long term) have their revenues recognized based on their physical progress, together with their costs incurred, are recorded in the income statement for the year. The Company reflects in liabilities only advances and amounts received from customers applicable to efforts to be carried out in future periods. Contract revenue comprises the initial amounts agreed in the contract, plus variations resulting from additional requests (additives made to contracts) and price adjustments. The procedures and norms established by the Technical Pronouncement (CPC 47) approved by the CFC in accordance with NBC TG 47 are observed. **b) Recognition of revenue:** Recognition of revenue is carried out: (i) for contracts at global or unit price by stage of performance (stage of completion) of the contract, usually referred to as the percentage of completion method (under this method, contractual revenue is recognized based on the physical evolution of the contracted work. This method provides useful information on the extent of activity and contractual performance, over the period); and (ii) for contracts for the permanence of resources for the execution of works, by measuring the services provided. **c) Cash and cash equivalents:** Cash and cash equivalents include cash, bank deposits and other highly liquid short-term investments, with original maturities of up to three months, and with an insignificant risk of change of value. **d) Accounts receivable from customers and provision for expected credit losses:** Accounts receivable from customers and measurements to be billed are determined according to the aforementioned criteria. They are presented in the balance sheet at the nominal value of the securities representing these credits, plus monetary restatement or exchange variation, when applicable, and segregated between short and long terms according to maturity. The provision for expected credit losses is constituted when there is an expectation that the credit will not be realized. The Company considers the credit risk to be low, but constituted expected credit losses. **e) Inventories:** Inventories are accounted for at cost or net realizable value, whichever is lower. Costs incurred to bring each product to its current location and condition are accounted for at acquisition cost, based on average cost. **f) Investments:** These are represented by investments in subsidiaries and affiliates and accounted for by the equity method in the individual balance sheet, as a result of the Company's interest. The financial statements of subsidiaries are prepared for the same reporting period as that of the parent company. When necessary, adjustments are made so that the accounting policies are in line with those adopted by the Company. After applying the equity method for the parent company's financial statements, the Company determines whether it is necessary to recognize an additional impairment loss on the investment. The Company determines, on each balance sheet closing date, whether there is objective evidence that investments in subsidiaries and affiliates have suffered impairment losses. If so, the Company calculates the amount of the impairment loss with the difference between the recoverable amount of the subsidiary and associate and the book value, and recognizes the amount in the parent company's statement of income. The equity interest in the subsidiary and affiliate will be presented in the income statement as equity pickup, representing the net income attributable to the subsidiary's shareholders. **g) Property ,** plant and equipment: Property, plant and equipment is recorded at acquisition or construction cost, plus, when applicable, interest capitalized during the construction period, in the case of qualifying assets, net of accumulated depreciation and provision for reduction to recoverable value of assets for assets that are paralyzed and not expected to be reused or realized. Depreciation is computed using the straight-line method and based on the estimated useful life of each asset, according to the rates shown in Note 9. The estimated useful life and the depreciation method are reviewed at the end of each year and the effect of any changes in estimates is accounted for prospectively. Rights related to tangible assets intended for the maintenance of the Company's activities, arising from financial leasing operations, are recorded as if they were a financed purchase, recognizing at the beginning of each operation a fixed asset and a liability financing, with the assets also subject to depreciation calculated according to the estimated useful lives of the respective assets. An item of property, plant and equipment is derecognized after disposal or when there are no future economic benefits resulting from the continued use of the asset. Gains and losses on disposals are determined by comparing the proceeds from the sale with the residual book value and are recognized in the statement of income. **h) Leases** Operating **affiliates :** IFRS 16 (Leases) – IFRS 16 introduces a single model for accounting for BH Iluminação Pública SA leases on the balance sheet for lessees. A lessee recognizes an asset of BH Iluminação Pública SA – Mais Valia right of use which represents its right to use the leased asset and a lease liability of 5 Vias Participações SA which represents its obligation to make lease payments. Optional exemptions are SCP Revita-CBM available for short term leases and low value items. Other lessor accounting remains similar to the current standard, ie lessors continue to classify lessors as (-) Allowance for loss of investments as financial or operating. IFRS 16 replaces existing leasing standards, including **CPC** 06 (IAS 17) Leasing Operations and ICPC 03 (IFRIC 4, SIC 15 and SIC 27) Complementary Aspects of Leasing Operations. The rule is effective for annual periods beginning on or after January 1, 2019. **i) Assessment of the recoverable amount of assets (except goodwill):** The Company annually analyzes whether there is evidence that the carrying amount of a BH Iluminação Pública SA asset will not be recovered (reduction to the recoverable value of assets). If these evidences BH Iluminação Pública SA – Mais Valia are present, the recoverable value of the asset is estimated. The recoverable amount of an asset is the greater of: (a) its fair value less costs that would be incurred to sell it; and (b) your Revita-CBM SCP usage value. The value in use is equivalent to the discounted cash flows (before taxes) derived from the continuing use of the asset. When the residual book value of the asset exceeds its recoverable value, it recognizes (-) Provision for loss of investments the reduction (provision) of the book balance of this asset (impairment) is recognized. For purposes of assessing **Total** Recoverable Value, assets are grouped at the lowest levels for which there are separately identifiable cash flows Cash Generating Units (CGUs). **j) Provisions for tax, civil and labor risks:** Provisions for tax, civil and labor risks are recognized when the Company and its subsidiaries have a present or non-formalized obligation as a result of past events, when it is probable that an outflow of funds will be required to settle the obligation, and so that the amount can be reliably estimated. **k) Income tax and social contribution: Current taxes:** The provision for income taxes is based on taxable income for the year. Taxable income differs from income presented in the statement of income, as it excludes taxable or deductible income or expenses in other years, in addition to permanently excluding non-taxable or non-deductible items. The provision for income tax is calculated by the Company based on the prevailing rates as follows: **i) Corporate income tax:** at the rate of 15%, plus a rate of 10% for the amount of taxable income that exceeds the amount of BRL 240; **ii) Social contribution on net income at the rate of 9%:** Management periodically evaluates the positions assumed in the income statement in relation to situations in which the applicable tax regulation is subject to interpretation that may eventually be divergent and sets up provisions, when appropriate, based on the amounts you expect to pay to the Treasury. **l) Deferred taxes:** Deferred income tax (deferred tax) is recognized on temporary differences at the end of each reporting period between the balances of assets and liabilities recognized in the individual and consolidated financial statements and the corresponding tax bases used in the calculation. of taxable income, including the balance of tax losses, when applicable. Deferred tax liabilities are generally recognized on all taxable temporary differences and deferred tax assets are recognized on all deductible temporary differences, only when it is probable that the company will present future taxable income in an amount sufficient for these deductible temporary differences. can be used.

The recovery of the balance of deferred tax assets is reviewed at the end of each year and, when it is no longer probable that future taxable income will be available to allow the recovery of all or part of the asset, the balance of the asset is adjusted by the amount that it is expected to be recovered. Deferred tax assets and liabilities are measured at the rates applicable in the period in which the liability is expected to be settled or the asset realized, based on the rates set forth in the tax legislation in force at the end of each year, or when a new legislation has been substantially approved. The measurement of deferred tax assets and liabilities reflects the tax consequences that would result from the manner in which the Company expects, at the end of each year, to recover or settle the carrying amount of these assets and liabilities. Deferred tax assets and liabilities are offset only when there is a legal right to offset current tax assets with current tax liabilities and when they are related to taxes administered by the same tax authority and the Company intends to settle the net amount of its current tax assets and liabilities. **m) Financial instruments: (i) Initial recognition and measurement:** Debt securities are initially recognized on the date they were originated. All other financial assets and liabilities are initially recognized when the Company becomes a party to the contractual provisions of the instrument. Financial assets or financial liabilities are initially measured at fair value, plus, in the case of investments not designated at fair value through profit or loss, transaction costs that are directly attributable to the acquisition of the financial asset. **(ii) Classification and subsequent measurement:** On initial recognition, a financial asset is classified as measured: at amortized cost; or at Fair Value through Income (VJR). A financial asset is measured at amortized cost if it meets both of the following conditions and is not designated as being measured at FVT: • It is held within a business model whose objective is to hold financial assets to receive contractual cash flows; • Its contractual terms generate, on specific dates, cash flows that are related only to the payment of principal and interest on the outstanding principal amount. All financial assets were classified as measured **Movement right of use**

at amortized cost. Currently, the Company does not have financial assets measured at **Asset value - right of use (cost)** fair through profit or loss (VJR) or through other comprehensive income (VJORA). n) **January 1, 2019 adjustment to present value of assets and liabilities:** Monetary assets and liabilities are adjusted to their value Adoption IFRS 16 present at the initial registration of the transaction, taking into account the contractual cash flows, the addition of interest rates explicit or implicit, based on the rates practiced in the market for (-) Amortization transactions similar to those of the respective assets and liabilities. Subsequently, on **December 31, 2019,** these effects are reallocated to financial income or expenses, in profit or loss, using the discount rate considered and the amortized cost method. **o) Other assets and liabilities (current and non-current):** An asset is recognized in the balance sheet when it is probable that its future economic benefits will be generated in favor of the Company and its cost or value can be reliably measured. A liability is recognized in the balance sheet when the Company has a legal or constructive obligation as a result of a past event, and it is probable that an economic resource will be required to settle it. They are increased, when applicable, by the corresponding charges and monetary or exchange variations incurred. Provisions are recorded based on the best estimates of the risk involved. Assets and liabilities are classified as current when their realization or settlement is likely to occur within the next 12 months.

Otherwise, they are shown as non-current. **p) Statements of cash flows:** The statements of cash flows are prepared and presented in accordance with Accounting Pronouncement CPC 03 "Statement of cash flows", issued by the Accounting Pronouncements Committee (CPC). **2.4. Main accounting judgments and estimates:** In applying the accounting practices described in Note 2.3, Management must make judgments and prepare estimates regarding the carrying amounts of assets and liabilities, for which they are not easily obtained from other sources. Estimates and related assumptions are based on historical experience and other factors considered relevant. Actual results may differ from these estimates.

The underlying estimates and assumptions are continually reviewed. The effects arising from reviews made to accounting estimates are recognized in the period in which the estimates are reviewed, if the review affects only this period or subsequent periods, if the review affects both the present period and future periods. The main accounting judgments and estimates are presented below: **a) Provisions for tax, civil and labor risks:** The Company and its subsidiary are parties to several judicial and administrative proceedings, as described in Note 16. Provisions are set up for all risks related to legal proceedings that represent probable and estimated losses with a certain degree of certainty. The probability assessment of loss includes evaluation of available evidence, hierarchy of laws, available jurisprudence, (7,634) (7,634) most recent decisions in the courts and their relevance in the legal system, as well as the evaluation 7,290 7,290 of external lawyers. Management believes that these provisions for tax risks, civil (344) (344) and labor are correctly presented in the individual financial statements and consolidated **Income before provision for IR and CS 34,237** das. **b) Useful life of fixed assets:** As described in Note 9, the Company IR and social contribution **34,237** current 14.b (7,047) (7,047) and its subsidiary annually review the estimated useful life, residual value and depreciation method of IR and social contribution – deferred 14.b property, plant and equipment at the end of each reporting period. **c) Allowance for loan losses radas:** The provision for expected credit losses is set up based on the analysis of credits, **25,530 25,530** (1,660) (1,660) (8,707) (8,707) in an amount deemed sufficient to cover probable losses upon realization, according to the Management's explanatory notes criteria defined by the Management, basically represented by the individualized analysis of the accounts receivable. Outstanding customer receivables are frequently accompanied by the **Statement of Comprehensive Income for the years ended December 31,** Management Suppliers . For situations in which realization risks are identified, amounts for **2020 and 2019** are provisioned (Amounts expressed in thousands of reais, unless otherwise indicated) necessary for overdue credits. **2.5. New accounting standards: 2.5.1. Accounting standards Parent Company Consolidated** customers **that will come into force after the fiscal year ended in 2020:** New rules or amendments were published **12/31/2020 12/31/2019 12/31/2020 12/31/2019** 77,096 25,530 77,096 25,530 77,096 25,530 Liabilities for leasing nr 2020. The Company understands that most of the changes are not applicable and no Taxes paid adopted these changes in the preparation of these individual and consolidated financial statements. • Onerous Contracts - costs to fulfill a contract (amendments to CPC 25) • Reform of the reference interest rate – Phase 2 (amendments to CPC 48, CPC 38, CPC 40, CPC 11 and CPC 06) • Conces CBM Logística, Comércio , Imp. Exp. Ltd. (a) leases related to COVID-19 (amendment to CPC 06); • Fixed Assets: Income before intended use Consortia (amendments to CPC 27). • Reference to the Conceptual Framework (Amendments to CPC 15). • Fidúcia Gestão de Empresas Ltda. (The) Other Classification of Liabilities in Current or Non-Current (Amendments to CPC 26). • IFRS 17 Against Insurance.

Statements of changes in equity for the years ended December 31, 2020 and 2019 (Amounts expressed in thousands of reais, unless otherwise indicated)	Notes	Share capital	Treasury shares	Legal reserve	Retained earnings reserve	Accumulated losses	Profit for the year	Total
Balances on December 31, 2018		**164.584**	**(57)**	-	-	**(9.842)**	-	**- 154.685**
Absorption of accumulated loss balance		(9.842)				9.842		
Option to purchase treasury shares	17.b		19					19
Net income for the year							25.530	25.530
Interest on equity paid	17.d						(9.597)	(9.597)
Constitution of legal reserve	17.c			1.277			(1.277)	
Allocation for profit reserve					14.656		(14.656)	-
Balances on December 31, 2019		**154.742**	**(38)**	**1.277**	**14.656**	-		**170.637**
Option to purchase treasury shares	17.b		19					19
Net income for the year							77.096	77.096
Constitution of legal reserve	17.c			3.855			(3.855)	
Interest on equity paid	17.d						(8.316)	(8.316)
dividends paid	17.d						(20.000)	(20.000)
Allocation for profit reserve					44.925		(44.925)	-
Balances on December 2020		**154.742**	**(19)**	**5.132**	**59.581**	-		**219.436**

Management's explanatory notes are an integral part of the financial statements

Statements of income for the years ended December 31, 2020 and 2019 (Amounts expressed in thousands of reais, unless otherwise indicated)

	Parent Company		Consolidated	
	Notes 12/31/2020	**12/31/2019**	**12/31/2020**	**12/31/2019**
Net operating revenue	18 869.378	605.584	869.378	605.584
net cost	19 (697.050)	(517.454)	(697.050)	(517.454)
gross profit	**172.328**	**88.130**	**172.328**	**88.130**
Operating income (expenses)				
Administrative, commercial and general 19	(61.529)	(55.632) 92	(61.703)	(55.632)
Equity equivalence 8	443		607	92
Other operating income (expenses) 21	2.207	1.991	2.207	1.991
	(58.879)	**(53.549)**	**(58.889)**	**(53.549)**
Earnings before revenues and financial expenses	**113.449**	**34.581**	**113.439**	**34.581**
Financial result 20				
Financial expenses	(7.547)		(7.876)	
Financial income	4.874		5.128	
	(2.673)		(2.748)	
	110.776		**110.691**	
	(27.079)		(27.079)	
	(6.601)		(6.516)	
	(33.680)		(33.595)	
Net income for the year	**77.096**		**77.096**	

Management's explanatory notes are an integral part of the financial statements

Statements of cash flows for the years ended December 31, 2020 and 2019 (Amounts expressed in thousands of reais, unless otherwise indicated)

	Parent Company		Consolidated	
	31/12/2020	**31/12/2019**	**31/12/2020**	**31/12/2019**
Net income for the year	**77.096**	**25.530**	**77.096**	**25.530**
Depreciation	20.316	29.292	20.316	29.292
Amortization	102	396	102	396
Direct amortization of use	1.565	1.187	1.565	1.187
Equity	(443)	(92)	(607)	(92)
accrued interest	7.006	4.132	7.006	4.132
Income tax and social contribution	33.680	3.809	33.595	3.808
Provision for investment risks and losses	(1.137)	(408)	(1.137)	(408)
Write-off of fixed assets	406	989	406	989
Write-off of intangible assets	37	37	587	587
Amortization of capital gain on investment	**139.215**	**64.835**		
	138.966			
				64.834
(Increase) decrease in assets				
Bills to receive	(118.812)	9.589	(118.812)	9.590
Stocks	(1.752)	(1.960)	(1.752)	(219)
Advance to suppliers	(1.076)	(5.799)	(1.437)	9.548
Recoverable taxes and contributions	9.645	(638)	397	(714)
Judicial deposits	397	**4.621**	**(114.706)**	1.712
Other assets	1.712			(638)
	(109.886)			(714)
				4.622
	31.948	14.292	31.948	14.292
Labor and tax obligations res	16.772	10.731	16.772	10.731
Advances from	(68.390)	20.123	(68.390)	20.123
77,096 25,530	(162)	11.584	(161)	11.584
	12	(2)	12	(2)
	(28.359)	4.485	(28.359)	4.485
	(48.179)	**61.213**	**(48.178)**	**61.213**
Cash and cash equivalents generated				
	(18.850)	**130.669**	**(23.918)**	**130.669**
Cash flow from investing activities 5,109 3,920 5,109				
Acquisition of investment 159 344	(6.199)	(15.475)		(15.475)
Disposal of investment **34,286**	1.606		1.606	
Right to use real estate Acquisition of	(778)	(12.239)	(778)	(12.239)
fixed and intangible assets 7,176 6,251 7,176	(55.247)	(30.808)	(55.247)	(30.808)
Dividends received **27,110**	1.064	901	1.064	901
Cash and cash equivalents applied in investment activities 12/31/2020	**(59.554)**	**(57.621)**	**(53.355)**	**(57.621)**
Cash flow from financing activities				
Funding of loans and financing Amortization of loans	54.061	46.178	54.061	46.178
and financing Amortization and payment of interest	(21.941)	(25.800)	(21.941)	(25.800)
Related parties Dividends and interest on	(5.120)	(3.736)	(5.120)	(3.736)
shareholders' equity	4.240	(4.030)	4.240	(4.029)
paid Realization of treasury stock options **Cash and cash**	(28.316)	(9.597)	(28.316)	(9.597)
equivalents generated	19	19	19	19
	3.034	**2.943**	**3.035**	
Cash and cash equivalents of loan, recorded involving related parties are carried out at	**76.082**	**(74.330)**	**76.083**	
	165.835	89.756	89.753	165.839
	90.374	165.835	91.509	165.839
		76.082	(74.330)	76.083
(Decrease) increase in cash and cash equivalents (75,461)				

Management's explanatory notes are an integral part of the financial statements

Description 12/31/2020 12/31/2019	
Revenue from service measurements	
Services 655,213	946.291
(-) Deductions (49,629)	(76.913)
Total net income 605,584	**869.378**

Taxes on services consist mainly of ISS (rate of 2% to 5%), contributions related to PIS (rate of 0.65%) and Cofins (rate of 3%). **19. Information on the nature of costs and expenses recognized in the statement of income: Parent Company Consolidated**

	12/31/2020	31/12/2019	31/12/2020	31/12/2019
Labor and charges Equipment	(289.895)	(213.531)	(289.895)	(213.531)
Materials Services	(121.697)	(89.615)	(121.697)	(89.615)
Depreciation	(151.191)	(125.263)	(151.191)	(125.263)
and	(171.840)	(111.148)	(171.844)	(111.148)
amortization Expenses with leasing	(20.428)	(29.688)	(20.428)	(29.688)
Tax expenses **Total Classified as:** Cost of services	(1.558)	(1.187)	(1.558)	(1.187)
rendered **Discount rate:** The	(1.970)	(2.654)	(2.140)	(2.654)
	(758.579)	**(573.086)**	**(758.753)**	**(573.086)**
Company arrived at its discount				
rates, based on the average weight of	(697.050)	(517.454)	(697.050)	(517.454)
used was 9.50%. **Lease payments not recognized as a**	(61.529)	(55.632)	(61.703)	(55.632)
of 12	**(758.579)**	**(573.086)**	**(758.753)**	**(573.086)**

20. Financial result: the company chose not to recognize a lease liability for short-term leases (leases with an expected term of 12 months or less) or for leases of low-value assets. Payments made under such leases are charged to income on a straight-line basis. **11. Suppliers: Parent Company and Consolidated**

	Parent Company		Consolidated	
	31/12/2020	**31/12/2019**	**31/12/2020**	**31/12/2019**
Financial income Discounts				
obtained Income from	93	70	93	70
financial investments Interest on equity Monetary	2.349	3.060	2.355	3.060
restatement Other financial income	222	82	222	82
Total Financial expenses	2.206 4	3.958	2.454 4	3.958
Interest on loans and financing Fees,		120		120
	4.874	**7.290**	**5.128**	**7.290**
commissions and guarantees				
Bank expenses Interest on leasing Other financial	(5.080)	(3.737)	(5.080)	(3.737)
expenses Total Financial income **21.**	(567)	(1.313)	(891)	(1.313)
Other operating income	(121)	(87)	(122)	(87)
(expenses) :	(1.544)	(585)	(1.544)	(585)
	(235)	(1.912)	(239)	(1.912)
	(7.547)	**(7.634)**	**(7.876)**	**(7.634)**
	(2.673)	**(344)**	**(2.748)**	**(344)**

	Parent Company and Consolidated	
	31/12/2020	**31/12/2019**
Other recipes		
Other income Reversal	478	230
of provisions Sale of property,		389
plant and equipment Recovery	2.751	2.374
expenses **Total Other expenses**	33	36
	3.262	**3.029**
Write-off of fixed assets	(443)	(988)
Amortization of surplus value on investments	(587)	
Provision for losses receivables	(25)	(50)
Total	**(1.055)**	**(1.038)**
Other operating income (expenses) 22.	**2.207**	**1.991**

Risk management and financial instruments: a) General considerations and policies: The Company and its subsidiary contract operations involving financial instruments, when applicable, all recorded in balance sheet accounts, which are intended to meet its operational and financial needs. Financial investments, loans and financing are contracted. The management of these financial instruments is carried out through policies, definition of strategies and establishment of control systems, being monitored by the Company's Management. **Financial investments:** In accordance with the established Financial Investments Policy, the Management of the Company and its subsidiaries elect the financial institutions with which the contracts can be entered into, according to the assessment of the credit rating of the counterparty in question, maximum percentage of exposure per institution according to the rating and maximum percentage of the bank's shareholders' equity. **Loans and financing:** Loans and financing are recorded based on the contractual interest of each operation, as shown in Note 12. Current **accounts with related parties:** In the parent company, balances with related parties refer to loans with related companies . **b) Financial risk management: Financial risk factors:** Risk management is carried out by the Company's treasury department and its subsidiary, and the policies must be approved by the Executive Board. Treasury identifies, evaluates and contracts financial instruments with the aim of protecting the Company against possible financial risks, mainly arising from interest rates. **b.1) Market risk:** The Company and its subsidiary are exposed to market risks arising from their business activities. These market risks mainly involve the possibility of changes in interest rates. **Interest rate risk:** The interest rate risk of the Company and its subsidiary arises from financial investments and short and long-term loans and financing. The Company's Management has the policy of keeping the indexes of its exposure to active and passive interest rates pegged to post-fixed rates. Short-term investments and loans and financing are restated based on post-fixed CDI rates, in accordance with contracts entered into with financial institutions. **b.2) Credit risk:** The Company and its subsidiary are subject to credit risks related to the financial instruments contracted in the management of their businesses. They consider the risk of non-settlement of the operations they have in financial institutions with which they operate to be low, which are considered by the market to be first-rate. **23. Insurance coverage:** The Company and its subsidiary adopt an insurance policy that mainly considers the concentration of risks and their relevance, contracted for amounts considered sufficient by Management, taking into account the nature of their activities and the guidance of your insurance advisors. The risk assumptions adopted, given their nature, are not part of the scope of the audit of the financial statements, therefore, they were not examined by our independent auditor. **24. Statement of the total value of construction contracts executed under the responsibility of the Company**

Description 12/31/2020 12/31/2019	
piecework contracts	
Recognized gross revenue 655,213	946.291
Materials and services provided by customers 124,966	51.989
Total works carried out by contract 780,179	**998.280**

The presentation of data is considered relevant by the Company, since in some contracts, part of the values of materials and services has been contracted directly by the owners/clients, not representing the revenue recognized by the Company, the entire level of activity carried out. For this reason, the Administration presents all the works carried out under its financial, technical and administrative responsibility. 1/2

	Parent Company		Consolidated	
	12/31/2020	**12/31/2019**	**12/31/2020**	**12/31/2019**
Cash and cash equivalents: Parent company Consolidated				
Description 12/31/2020 12/31/2020 12/31/2019				
banks 1,869 1,909 1,914 1,913				
Financial investments 88,505 163,926 89,595 163,926				
Total 90.374 165.835 91.509 165.839				

Financial investments are remunerated at the average rate of 70% per year of the Interbank Deposit Certificate (CDIs) in the 2020 fiscal year (average rate of 97% per year of the CDI in the 2019 fiscal year). **4. Accounts receivable: a) Composition of balances by type of operation:**

	Parent Company		Consolidated	
Description 12/31/2020 12/31/2019 12/31/2020 12/31/2019				
Customers - current 196,876 80,155 196,876 80,155				
Customers - non-current 46,272 44,181 46,478 44,387				
(-) Loss of doubtful accounts (i) (4,848) (4,848) (4,848) (4,848)				
Total 238.300 119.488 238.506 119.694				
Current 196,876 80,155 196,876 80,155				
Non-current 41,424 39,333 41,630 39,539				

(i) The Company assessed the credit risk of its customer base and recognized in income the likely expected losses on receivables. **b) Breakdown of balances by maturity age:**

	Parent Company		Consolidated	
Description	**31/12/2020**	**31/12/2019**	**31/12/2020**	**31/12/2019**
Amounts due Amounts	177.173	83.564	177.173	83.564
due From 01 to 30 days	61.127	35.924	61.333	36.130
From 31 to 60 days	567	40	566	40
From 61 to 90 days	658	266	658	266
From 91 to 180 days				
Over 180 days 35,618				
60,109 35,824	59.902			
Total 119.488 238.506 119.694	**238.300**			

5. Inventories: Parent Company and Consolidated

Description 12/31/2020 12/31/2019				
and materials 9,817 8,065				
Total 9.817 8.065				

6. Recoverable taxes and contributions: Parent Company Consolidated

Description 12/31/2020 12/31/2019 12/31/2020 12/31/2019				
Short term 1,178 11,077 3,234 13,036				
term 15,818 15,564 15,818 15,564				
Total 16.996 26.641 19.052 28.600				

of recoverable taxes and contributions is composed as follows:

	Parent Company		Consolidated	
12/31/2019 12/31/2020 12/31/2019				
INSS 16,414 25,821 16,414 25,821				
Cofins 125 982 1.246				
PIS 20 213 263				
Advance income tax 11 471 333				
Social contribution anticipation 390 272				
Others 664 582 665	582			
Total 26.641 19.052 28.600	**16.996**			

The Company, based on budget analyzes and projections, does not foresee risks of non-realization of these tax credits in the course of its operations. **7. Related parties:**

	Parent Company		Consolidated	
Description	**31/12/2020**	**31/12/2019**	**31/12/2020**	**31/12/2019**
Asset				
BMPI Infra SA (a)	19.951	22.951	19.951	22.951

	parent company						
Investee	**% - Participation pation**	**Equity net for the year**	**Result assets**	**Investi**	**Equity**		
Subsidiaries Parts							
CBM Logística Comércio Import and Export Ltd.	99,998	5.577	(165)	5.577	(164)		
Affiliates							
5 Via Participações SA	32,714	3.654	53	1,195	17		
SCP Revita-CBM Long	49,00	6.303	(56)	3,009 69	4,871	(57)	
BH Public Lighting SA	9,00	49.468	8,

Machine Translated by Google

2/2

Guilherme Moreira Teixeira - Chief Executive Officer **Alicia Maria Gross Figueiró -** Executive Vice President **Júlio César de Melo Franco** - Director of Operations **Farley Vasconcelos Botelho - Accounting Director CRC MG-067054/O-1 Rodrigo Gorgulho de Vasconcellos Lanna** - Director of Engineering

Independent auditor's report on the individual and consolidated financial statements

To the Shareholders and Directors of Construtora Barbosa Mello SA Belo Horizonte – MG. **Opinion:** We audited the individual and consolidated financial statements of Construtora Barbosa Mello SA ("Company"), identified as parent company and consolidated, respectively, comprising the balance sheet on December 31, 2020 and the respective statements of income, comprehensive income, changes in equity and cash flows, for the year ended on this date, as well as the corresponding explanatory notes, including the summary of the main accounting policies. In our opinion, the aforementioned individual and consolidated financial statements adequately present, in all material respects, the individual and consolidated equity and financial position of Construtora Barbosa Mello SA on December 31, 2020, the individual and consolidated performance of its operations and respective individual and consolidated cash flows for the year ended on this date, in accordance with accounting practices adopted in Brazil. **Basis for Opinion:** Our audit was conducted in accordance with Brazilian and international auditing standards. Our responsibilities under these standards are described in the following section entitled "Auditor's Responsibilities for the Audit of the Individual and Consolidated Financial Statements". We are independent in relation to the Company and its subsidiaries, in accordance with the relevant ethical principles set forth in the Code of Professional Ethics for Accountants and in the professional standards issued by the Federal Accounting Council, and we comply with other ethical responsibilities in accordance with these standards.

We believe that the audit evidence obtained is sufficient and appropriate to support our claims. Misstatements may arise from fraud or error and are considered relevant to the audit report for the respective disclosures in the individual financial statements. **Management and governance responsibilities for the statements count** when, individually or in the aggregate, they could reasonably be expected to influence, and consolidated or include modification of our opinion, if the disclosures are inadequate. **individual and consolidated accounts:** Management is responsible for preparing and adapting the economic decisions of users taken based on said financial statements Our conclusions are based on the audit evidence obtained up to the date of our presentation of the individual and consolidated financial statements in accordance with the individual and consolidated practices. As part of the audit carried out in accordance with Brazilian reporting standards. However, future events or conditions may cause the Company to no longer maintain accounting practices adopted in Brazil and for the internal controls it has determined are necessary for and international auditing, we exercise professional judgment and maintain professional skepticism in going concern; • We assessed the overall presentation, structure and content of the audit to enable the preparation of individual and consolidated financial statements free from distortion re throughout the audit. In addition: • we identify and assess the risks of material misstatement of financial statements, including disclosures and whether the individual financial statements are upheld, whether caused by fraud or error. In the preparation of the individual and consolidated financial statements, regardless of whether caused by fraud or consolidated, representing the corresponding transactions and events in a manner compatible with individual and consolidated tables, management is responsible for assessing the capacity for error, planning and executing procedures audit in response to such risks, as well as the objective of fair presentation; • we obtained appropriate and sufficient audit evidence to continue operating the Company, disclosing, when applicable, matters related to its we obtained appropriate and sufficient audit evidence to support our opinion. The risk posed by the financial information of the entities or business activities of the group to express operational continuity and the use of this accounting basis in the preparation of the financial statements, of not detecting a material misstatement resulting from fraud is greater than that resulting from error, an opinion on the individual and consolidated financial statements. We are liable unless management intends to liquidate the Company or cease operations, or otherwise as fraud can involve circumventing internal controls, collusion, forgery, failure by management, oversight and audit performance of the group and, consequently, by the opinion has no realistic alternative to avoid the closure of operations. Those responsible for or intentionally false representations; • We have obtained an understanding of relevant internal auditing controls. We communicate with those responsible for governance regarding, among others, the governance of the Company and its subsidiaries are those with responsibility for oversight for the audit to plan audit procedures appropriate to the circumstances, but aspects, scope and timing of audit work plans and significant findings from the individual and consolidated financial statement preparation process. **Responsible** for the purpose of expressing an opinion on the effectiveness of the Company's internal controls over auditing, including significant deficiencies in internal controls that, eventually, the auditor's **responsibilities for auditing the individual and consolidated financial statements:** and its subsidiaries; • We assessed the suitability of the accounting policies used and the reasonableness identified during our work.

Our objectives are to obtain reasonable assurance about the individual financial statements and the accounting estimates and related disclosures made by management; • conclude on the adequacy of management's use of the going concern basis of accounting and, on a consolidated basis, taken as a whole, are free from material misstatement, whether due to fraud or error, and issue an audit report containing our opinion . Reasonable assurance on audit evidence obtained whether material uncertainty exists regarding events or conditions is a high level of assurance, but not a guarantee that the audit performed in accordance with actions that could raise significant doubt regarding the ability to continue as a going concern. Company's operations. If we conclude that there is material uncertainty, we must draw attention to our Brazilian and international auditing standards that always detect any material misstatements

Grant Thornton

Belo Horizonte, April 27, 2021
Daniel Menezes Vieira - CT CRC 1MG-078.081/O-1
Grant Thornton Independent Auditors
CRC 2SP-025.583/O-1

FUELS

ANP approves new model for selling biodiesel

Producers fear cost increases in 2022

Rio de Janeiro and São Paulo - The board of the National Agency of Petroleum, Natural Gas and Biofuels (ANP) yesterday approved a proposal for a new biodiesel commercialization model that aims to replace public auctions for the purchase of the renewable product from the beginning of 2022.

The measure complies with the resolution of the National Energy Policy Council (CNPE), which determined the regulation of a new model to replace auctions to meet the mandatory percentage of biodiesel to fossil diesel.

The proposal, developed by a working group, recommends the adoption of a model of direct contracting of biofuel by the distributors of fuel throughout the national; promotion of free competition; among others.

In the press release, the agency does not mention tax impacts . Regarding costs in general, says only that "the model presents greater predictability and new flexibility to deal with auctions until the entry into force of the new commercial model, the balance between offers and biodiesel demand and, said the ANP. **(Reuters)**

taxpayers, in which the mandatory hiring target would be 80% of the contracted

"There was no indication of a possible extension of the implementation period so that this topic could be addressed, which is so relevant so that it does not result in a cost impact for the consumer"

previous two months, pointed out the regulator ANP, in a note to the press.

The autarchy stressed that the approval "can be seen as the starting point of this regulatory action", but that draft on the subject will still be submitted to consultation and public hearing.

Concern - In a note, the Association of Biofuels Producers of Brazil (Aprobio) said that it calls attention to the fact that the ANP working group recognizes that, if the current taxation system is maintained , there will be an increase in costs due to the tax accumulation.

"It was emphasized that this aspect is beyond the agency's competences, but there was no indication of a possible extension in the implementation period so that this very relevant topic could be dealt with so that it does not result in a cost impact for the final consumer", he said. to Aprobio.

JAMIL BITTAR - REUTERS

Proposal recommends adoption of a model of direct contracting of biofuel by distributors

Still according to the autarchy, the new marketing system will observe various aspects such as potential consumer interests in terms of price, quality and offer of products; guarantee

ELECTRIC SECTOR

2W Energy ensures resources for expansion

São Paulo Electricity trading company 2W Energia has moved forward with plans to expand operations into the renewable generation segment , by virtually securing financing for its first wind farms, the company's president told Reuters, who also revealed intentions for growth . in technology.

The company, which has a portfolio of wind and solar projects with around 1 gigawatt in capacity for implementation in the coming years, is expected to start work on two plants in 2021.

2W's strategy comes amid strong growth in the free energy market, where consumers with greater demand, such as industries and companies, can negotiate supply and prices with power generation groups or trading companies.

"2W was born like eating cializing, but we are becoming an integrated platform that goes from generation to the final consumer. We have 1 GW in projects to implement by 2025", said CEO, Claudio Ribeiro.

The company expects to start in 60 days the mobilization for the works of the first park -- Anemus, in Rio Grande do Norte, with 139 megawatts. Completion is scheduled for September 2022.

The second plant, Kairós, with 42 megawatts, in Ceará, is expected to be built by the end of the second half, probably in December, according to Ribeiro.

He said that 2W obtained a mezzanine loan of US$ 45 million from North America Darby International Capital e that there is a commitment to use US$ 35 million of the resources in the Anemus project, for which the company will still raise R$ 475 million with the issuance of debentures that will be coordinated by BTG Pactual.

The Kairós project should use the remaining amount raised with Darby, in addition to resources from 2W, which ended March with R$ 29 million in cash. The company still hopes to obtain funds from Banco do Nordeste (BNB) for the works.

The investment in the two parks will add up to BRL 950 million illions.

2W 's Commercial and *Marketing* vice-president , Guilherme Moya, said that the company has also advanced in the commercialization of the future production of Ane mus, focusing on small and medium-sized companies, considered "retail" customers in the midst of large consumers operating in the free market.

"At the rate we are going, we are going to sell all the park's energy at retail before the commercial operation... our strategy is to always have the park's energy for the next three years 100% sold in contracts of up to five years".

Technology - 2W has also focused on technology, aiming to develop applications that can add services to its customers.

In this regard, the company announced in March a preliminary agreement to buy 100% of energy technology solutions provider Way2, in a transaction worth R$ 79 million.

2W's CEO expects to close the deal in 60 days, after defining how the payment will be made. "The idea is to do some structured operation , exchange of shares, something like that."

"In a macro way, we want to get closer and closer to technology... we are looking at several initiatives", added Ribeiro, pointing out that the company does not rule out other future acquisitions with this objective.

The company also has initiatives to accelerate energy *startups ,* which will have around BRL 3 million per year.

Results - 2W, which became a public company in mid-2020, aiming at a initial stock offering (IPO), closed the first quarter with a profit of R$ 7.4 million, while net revenue rose 58.3%, to R$ 258.8 million.

Questioned about the IPO plans, Ribeiro said that they have not been abandoned, but are currently being evaluated , after the company having given up on performing the operation last October. "We are ready for it, but it is not a goal."

He explained that the IPO was intended to raise funds for generation projects and, as the company has already made progress in structuring financing , there is no urgency in the operation. **(Reuters)**

Isa Cteep earns BRL 308.1 million

São Paulo - The energy transmitter Isa Cteep, controlled by the Colombian group Isa, reported yesterday a net profit of R$ 308.1 million in the first quarter, practically stable compared to the same period of the previous year, although with an important increase in earnings operational.

The company's earnings before interest, taxes, depreciation and amortization (Ebitda) grew 16.7% in the annual comparison, to R$ 696.8 million, while the adjusted Ebitda registered a jump of 28.5%, to R$ 770 .4 million.

"It is an important growth, in line with the strategy", told Reuters the president of the electric company, Rui Chammas, highlighting the 4.8% increase in investments during the period, to R$ 290.9 million.

Contributions in reinforcements and improvements soared 726.8% compared to 2020, totaling R$ 58.7 million, amidst Cteep's plans to increase resources directed to these projects, modernizing its network and replacing old equipment.

Expansion through new projects received R$232 million in the quarter, down 14.2% year-on-year.

"In addition to a project already energized (IE Aguapeí), we expect to energize four to five projects this year, four is a realistic expectation", said the CEO.

He also stated that the company continues to evaluate opportunities for acquiring projects, with analysis for eventual participation in auctions scheduled by the governments of Rio Grande do Sul and Goiás for the privatization of transmission assets of the state electric companies CEEE-GT and Celg-GT.

"There is still nothing material in these two cases... but it is the type of asset that deserves to be evaluated", he commented, noting that there is still no date for the bids.

The government of Goiás rescheduled the Celg-GT auction for the second half of the year, previously scheduled for May. Upon making the announcement, CelgPar, through which the government controls the electricity company, said it was considering separating transmission assets from the company's generation area, which could attract more interested parties.

At the same time, Cteep has been studying some of the lots of new transmission projects that will be offered by the government and by the National Electric Energy Agency (Aneel) this year, in auctions scheduled for June and December.

In preparation for the bids, Cteep is keeping an eye on the upward trend in the prices of various materials, as several analysts point to the beginning of a *commodity cycle.*

"This reinforces our investment logic of always seeking to go to the auction with all 'hedged' prices, without any adventurous exposure... so that we can be competitive without taking risks", said Chammas.

Balance - Isa Cteep's net revenue increased 16.1% year on year, to R$ 852.8 million.

The company's return on equity (ROE) accumulated in 12 months advanced to 20.2% at the end of the quarter, compared to 18.4% in the same period of 2020.

Cteep's CEO told Reuters that there should be no impact on the electric company's plans after measures taken by Aneel last week to contain the escalation of energy tariffs in Brazil, which included postponing the payment of part of the billionaire indemnities that transmission companies energy have received for the early renewal of their contracts in 2012.

To alleviate electricity bills, which are still expected to rise by almost 10% this year, Aneel negotiated the measure with companies in the sector, including a subsequent compensation in the revenue stream.

"It is neutral in terms of economic value for the company," said Chammas, when asked about the measures.

"We see it as positive, because it is a measure that respects existing contracts and that was able to alleviate the tariff pressure of Covid-19... we do not see, in this flow, the need to change our investment plan in any way ... well as growth... or change our dividend practice",

commented.

In February, Cteep approved dividends of R$531.2 million, or R$0.80 per share, with payment on May 21. **(Reuters)**

Machine Translated by Google

ESDEVA PROPAGATOR ASSOCIATION

CNPJ No. 21.562.368/0001-13

BALANCE SHEET AS OF DECEMBER 31 - In reais

Current	Use	2020	2019
Assets			
Cash and cash equivalents	5	464.113	615.667
Bills to receive	6	10.302.766	8.095.531
Advances	7	3.223.510	3.525.655
Other Accounts Receivable	8	2.239.459	1.756.862
		16.229.848	13.993.715
Not CIRCULANT			
achievable in the long term			
Judicial deposits	22	2.615.397	2.278.162
Investments	9	87.706.569	89.037.674
Immobilized	10	209.407.325	206.282.478
Intangible	11	5.309.099	2.889.431
		302.618.722	302.907.413
Total Assets		318.848.570	316.901.128

Liabilities and Current **Equity**	Use	2020	2019
Suppliers		2.398.396	872.106
Tax and labor obligations	12	5.675.477	5.856.059
Loans and Financing	13	5.662.369	5.800.000
Lease	14	555.470	125.652
Advances from customers	15	4.030.071	4.833.226
Other bills and expenses payable		90.381	199.298
		18.412.164	17.686.341
Not CIRCULANT			
Loans and Financing	13	4.787.631	
Provision for contingencies	22	540.071	754.373
Lease	14	4.761.619	5.317.089
Other amounts payable		105.000	
		10.194.321	6.071.462
Net worth	16		
Patrimonial social		134.954.902	134.338.608
Asset valuation adjustment		155.287.183	158.804.717
		290.242.085	293.143.325
Total liabilities and shareholders' equity		318.848.570	316.901.128

Management's explanatory notes are an integral part of the financial statements

Statement of Income for the Period Years ended December 31 - In Reais

	2020	2019
Gross revenue from services and donations		
School fees	110.978.872	101.918.067
Service revenues	2.595.126	4.490.907
Campaign Donations and Sponsorships (Note 17)	5.518.909	1.313.772
Equity Income	4.701.424	5.858.197
Other operating income	1.906.422	6.441.423
	125.700.753	120.022.366
Gross revenue deductions		
School gratuities granted	(18.363.271)	(18.317.261)
Union bags	(4.431.660)	(3.763.235)
Trade discounts	(22.173.810)	(14.561.738)
Canceled receipts	(783.024)	(580.346)
Net income from services and donations	79.948.988	82.799.786
Costs of social projects	(9.715)	(16.451)
Costs of services rendered	(39.660.817)	(42.739.570)
Gross operating surplus	40.278.456	40.043.765
Operating income (expenses)		
Personnel expenses	(12.633.978)	(14.733.601)
Administrative and general expenses	(27.799.566)	(28.907.900)
Tax expenses	(398.730)	(137.425)
Financial expenses	(3.983.388)	(2.843.625)
Financial income	1.196.475	1.572.342
Other net operating income (expenses)	439.491	(42.890)
	(43.179.696)	(45.093.099)
Net surplus (deficit) for the year	(2.901.240)	(5.049.334)

Management's explanatory notes form an integral part of the financial statements.

Statement of Comprehensive Income Years ended December 31 - In Reais

	31/12/2020	31/12/2019
Surplus (deficit) for the year	(2,901,240)	(5,049,334)
Carrying out the net asset valuation adjustment	(3,517,534)	(3,344,821)
Assigned total comprehensive income for the year	**(6,418,774)**	**(8,394,155)**

Management's explanatory notes form an integral part of the financial statements.

Statements of Changes in Shareholders' Equity - In Reais

	Social patrimonial	Equity valuation adjustment of	Total
As of December 31, 2018	**136.043.121**	**162.149.538**	**298.192.659**
Partial carrying out of asset valuation adjustments	3.344.821	(3.344.821)	-
Exercise deficit	(5.049.334)		(5.049.334)
As of December 31, 2019	**134.338.608**	**158.804.717**	**293.143.325**
Partial carrying out of asset valuation adjustments	3.517.534	(3.517.534)	(2.901.240)
Exercise deficit	- (2.901.240)		
As of December 31, 2020	**134.954.902**	**155.287.183**	**290.242.085**

Management's explanatory notes form an integral part of the financial statements.

Statements of Cash Flows Years ended December 31 - In Reais

	2020	2019
Cash flows from operating activities Surplus (Deficit) for the year	(2,901,240)	(5,049,334)
Settings		
Depreciation and amortization	9.886.813	9.008.173
Loss (gain) on write-off of property, plant and equipment and non-current assets	(439.491)	42.890
Creation of provisions for doubtful debts	2.311.620	1.622.439
Creation of provisions for contingencies	(214.302)	(1.671.143)
	8.643.400	**3.953.025**
Changes in assets and liabilities		
Decrease (increase) in accounts receivable	(4,524,727)	(3,332,864)
Decrease (increase) in advances	302,144	1,402,407
Decrease (increase) in other receivables	(476,725)	525.575
Decrease (increase) in Judicial deposits	(337,235)	(727,201)
Increase (decrease) in suppliers	1,526,289	(1,304,776)
Increase in tax and labor obligations	(180,581)	559,421
Increase in advances from customers	(803,155)	139,240
Increase (decrease) of lease	(125.652)	5.442.741
Increase (decrease) in other bills and expenses payable	(3.916)	2.481
Net cash from operating activities	**4.019.842**	**6.660.049**
Cash flows from investing activities		
Receipt on disposal of investments and fixed assets	948.047	
Acquisition of investment properties	(3,000)	
Acquisition of property, plant and equipment	(9,769,443)	(16,202,670)
Acquisition of goods right to use fixed assets	-	(5,610,760)
Acquisition of intangible assets	-	(6,926,567)
Net cash used in investment activities	**(8,821,396)**	**(28,742 .997)**
Cash flows from financing activities		
Obtaining loans and financing	4.650.000	5.800.000
Net cash used in financing activities	**4.650.000**	**5.800.000**
Increase (decrease) in cash and cash equivalents	**(151.554)**	**(16.282.948)**
Cash and cash equivalents at the beginning of the year	615.667	16.898.615
Cash and cash equivalents at the end of the year	464.113	615.667
Increase (decrease) in cash and cash equivalents	**(151.554)**	**(16.282.948)**

Management's explanatory notes form an integral part of the financial statements.

Added Value Statements Years ended December 31 - In Reais

Recipes 2019	2020	
School Contribution	110,195,847	101,337. 721
Services provided	2,595 .126	4,490,907
Donations	5,518,909	1,313,772
Other recipes	2,345,914	6,398,533
Allowance for doubtful debts	(2,359,393)	(1,672,128)
	118.296.403	**111.868.805**
Inputs purchased from third parties		
Materials, energy, third-party services and other operational	(23,972,957)	(25,851,037)
Gross value added	94,323,446	86,017,768
Depreciation and amortization	(9.886.813)	(9.008.173)
Net value added produced by the entity	**84.436.633**	**77.009.595**
Added value received in transfer		
Financial income	1.196.475	1.572.342
Rentals	4.701.424	5.858.197
Total added value to be distributed	**90.334.532**	**84.440.134**
Added value distribution		
personnel and charges		
Wages and Charges	47.127.042	52.606.952
Taxes, fees and contributions		
Federal	23.135	20.361
States	12.157	18.440
Municipal	363.438	98.624
Financiers		
Fees	527.199	5.987
Community		
Scholarships – University for All Program	9.578.274	10.488.163
Other Scholarships	13.216.657	11.592.333
Non-curricular social projects	9.715	16.451
Discounts given	22.378.155	14.642.157
Surplus (Deficit) for the year	(2.901.240)	(5.049.334)
Distributed **added value**	**90.334.532**	**84.440.134**

Management's explanatory notes form an integral part of the financial statements.

MINUTES OF THE FISCAL COUNCIL'S MEETING

On April 14, 2021, the Supervisory Board of Associação Propagadora Es deva met, at 9 am, remotely, with the presence of the associates: Carlos Alberto Amaral, Wieslaw Kaminski and Anbu Panaiyan Bakianathan,

in order to analyze the balance sheets and financial situations for the months of January to December 2020, of all 15 branches, including the consolidated ones, as well as to analyze the social assistance practiced. When analyzing the Institution's financial situation, we took into account the serious crisis caused by the Covid-19 pandemic that has devastated the world and, consequently, Brazil, since March 2020. Despite the country's economic and social difficulties, we are pleased to recognize the positive results obtained by the Institution, in this time of instability. In general, the satisfactory situation of our schools deserves our attention, despite the fact that they cannot carry out their educational activities in person. We thank and congratulate the administrative teams for their enormous commitment to the work carried out. There being no further business to discuss, the Supervisory Board closed its work at 11:30 am on April 14, 2021.

Belo Horizonte, April 14, 2021.

Carlos Alberto Amaral Wieslaw Kaminski

Anbu Panaiyan Bakianathan

EXPLANATORY NOTES TO THE FINANCIAL STATEMENTS FOR THE YEARS ENDED DECEMBER 31, 2020 AND 2019 - (amounts in reais)

1. Operational context – Associação Propagadora Esdeva ("Association" or "Esdeva"), is a civil association, with legal personality under private law, of charitable, educational, cultural and social assistance, non-profit, indefinite duration , which is governed by its statute and by the relevant provisions of civil and canonical laws, established in Brazil on March 19, 1895, is declared to be of federal public utility through Decree No. of the Union (DOU) of July 31, 1962.

It has a Certificate of Charitable Social Assistance Entity granted by the Ministry of Education - MEC, whose renewal for the 2016/2018 triennium was filed in a timely manner and awaits analysis. It constitutes the main purpose of the Association, to promote the human-social improvement of its members, teaching in its various degrees, and social assistance to needy people, regardless of their political or religious creed, ethnicity or nationality, evangelization and moral and spiritual assistance. . Esdeva's main educational activities include basic education (children, elementary and high school), provided through Colégios Arnaldo, Employees unit and Anchieta unit, located in Belo Horizonte - MG, with 924 enrolled students (2019 - 1,089), from Colégio Verbo Divino, in Barra Mansa – RJ with 1,178 students enrolled (2019 - 1,192), Colégio Cristo Redentor, in Juiz de Fora – MG with 1,151 students enrolled (2019 - 1,303) and higher education, provided through Faculdade Arnaldo Janssen in Belo Horizonte – MG, with 2,085 students enrolled (2019 – 2,244) and Centro Universitário Academia – Uniacademia, in Juiz de Fora – MG, with 1,692 students enrolled (2019 – 1,820). In its educational activities and to attend free social activities, the Associação Propaga dora Esdeva maintains a program for granting scholarships to students. The amount of benefits and the amount distributed in the scholarship is shown in Note: 19. Law nº 12,868/13 amended Law nº 12,101/09, which regulates the granting of the Certificate of Charitable Social Assistance Entity, and Law nº 11,096/ 05 that regulates PROUNI (University for All Program). As a result of these changes, since 2015 the Association has been required to annually grant a full scholarship for every five paying students in basic and higher education, and still within the scope of higher education, in accordance with PROUNI rules, it is also obliged to to offer a full scholarship for every nine paying undergraduate and sequential students.

2. Summary of Significant Accounting Policies – The main accounting policies applied in the preparation of these financial statements are set out below. These policies have been consistently applied in all years presented. **2.1. Basis of preparation** – The financial statements were prepared and are being presented in accordance with accounting practices adopted in Brazil, including the pronouncements issued by the Accounting Pronouncements Committee (CPCs), and international financial reporting standards International Financial Reporting Standards (IFRS) , issued by the International Accounting Standards Board (IASB), associated with specific accounting aspects related to non-profit entities in accordance with ITG 2002(R1), approved by the Federal Accounting Council on 08/21/2015. The financial statements were prepared considering historical cost as the basis of value and assets and liabilities measured at fair value. The preparation of statements requires the use of certain estimates to account for certain assets, liabilities and other transactions.

Those areas that require a higher level of judgment and are more complex, as well as the areas in which assumptions and estimates are significant for the financial statements, are disclosed in Note 3.

Despite not being obliged, as it is not constituted as a publicly traded company, the Association opted for the presentation of the Value Added Statement – DVA. **2.2. Calculation of results** – Revenues, costs and expenses corresponding to activities are recognized on an accrual basis. **2.3. Functional and presentation currency** – Items included in the Association's financial statements are measured using the currency of the primary economic environment in which the Association operates ("the functional currency"). The financial statements are presented in Reais, which is the functional currency of the Association and also its presentation currency. **2.4. Cash and cash equivalents** – Cash and cash equivalents include cash on hand, bank deposits, highly liquid short-term investments with insignificant risk of change in value. **2.5. Financial assets** – The Association's financial assets mainly include Cash and cash equivalents and Accounts receivable, which are treated as loans and receivables (except financial investments). The accounted amounts are close to realization values and are deducted from the amounts recorded for provision for possible losses. Financial assets classified at fair value through profit or loss are held for trading and are recognized at fair value and comprise, mainly, financial investments. The Association does not have financial assets classified as available for sale or held to maturity and does not have operations with financial derivatives. The Association's loans and receivables include accounts receivable for student fees and cash equivalents. Receivables are carried at amortized cost using the effective interest rate method. **2.6. Accounts receivable** – Accounts receivable are initially valued at the original amount for the provision of services and student loans and, when applicable, are plus charges, fines and interest. Accounts receivable are deducted from the allowance for doubtful accounts. This provision is calculated on the basis of losses assessed as probable, the amount of which is considered sufficient to cover losses on the realization of accounts receivable, based on the total balance of overdue credits of students who have outstanding tuition for more than 6 months at the Colleges and for more than 12 months in schools, depending on the enrollment period, adjusted for subsequent receipts. **2.7.**

Investments – Investment property consisting of real estate not intended for use in the Association's operations, supply of goods and/or services or for administrative purposes. These comprise land and buildings held for future use and rental income. The entity's management identified assets or a set of assets, held for investments, of relevant amounts still in operation, whose book value was substantially lower than their fair value. As allowed by Technical Interpretation ICPC 10, in the initial adoption of Technical Pronouncements 28 and 43, the Association opted for the adoption of the deemed cost (deemed cost) of its assets held for investments. Land is not depreciated. Depreciation of buildings is calculated using the straight-line method according to the estimated useful life (see note 9). Items acquired after the transition date are recorded at acquisition, formation or construction cost. **2.8.** Property, **plant and equipment** – The entity's management identified assets or a set of assets, of significant amounts still in operation, whose book value in 2010 was substantially lower than their fair value. As allowed by Technical Interpretation ICPC 10, in the initial adoption of Technical Pronouncements 27 and 43, the Association opted for the adoption of the deemed cost (deemed cost) of its fixed assets. Land is not depreciated. Depreciation is calculated using the straight-line method over the estimated useful life (see note 10). Items acquired after the transition date are recorded at acquisition, formation or construction cost. Gains and losses on disposals are determined by comparing the disposal amounts with the book value and are included in the statement of income in "Other operating income, net". When revalued assets are sold, the amounts included in the Equity Valuation Adjustment are transferred to equity. **2.9. Intangible** assets – Intangible assets with defined useful lives, acquired separately are recorded at acquisition cost and subsequently deducted from accumulated amortization and recognized in profit or loss for the period. Expenses directly associated with identifiable and unique software, controlled by the Association and likely to generate economic benefits greater than the costs for more than one year, are recognized as intangible assets. Intangible assets are amortized using the straight-line method over their useful lives. **2.10. Other assets** – Stated at cost or realizable value, including, when applicable, earnings and monetary variations earned, less the provision to reflect the realizable value, when necessary. **2.11. Provisions** – Provisions are recognized when the Association has a present legal or constructive obligation as a result of past events, it is probable that an outflow of resources will be required to settle the obligation and a reliable estimate of the amount can be made. **2.12. Other liabilities** – Stated at known or estimated amounts, plus, when applicable, the corresponding charges and monetary variations incurred. **2.13. Revenue recognition** – Revenue comprises the fair value of the consideration received or receivable for the provision of services and rents in the normal course of the Association's activities. Revenue is recognized when its value can be reliably measured, it is probable that future economic benefits will flow to the Association and when specific criteria have been met as described below: Tuition fees may vary by course and unit , and are recognized in the month in which the service is provided, according to the period for completing the course/stage established in the educational services contract. Advance receipts of monthly fees are recorded as advances from customers and recognized as revenue in the accrual month. **2.14. Donations** – Donations received for funding are accounted for in income accounts, to the extent that recognition requirements in income are met. **2.15. Gratuities and scholarships** – The scholarships offered by the institution were quantified based on the revenue abdicated, and the gratuities of social projects are demonstrated by calculating the direct and indirect costs applied to their execution. **2.16. Calculation of the surplus (deficit)** – The surplus (deficit) is calculated on the accrual basis of accounting and considers income, charges and monetary variations at official indices and rates, levied on assets and liabilities and donations received. **2.17. Accounting pronouncements and interpretations recently issued and adopted by the Association** - IFRS 16 / CPC 06 (R2)

Lease Transactions: Sets out the principles for recognizing, measuring, presenting and disclosing leases and requires lessees to account for most leases on the balance sheet. The standard includes two recognition exemptions for lessees: short-term leases and low-value asset leases. The characterization of a leasing contract is based on substantive aspects related to the use of a specific asset or assets, or even the right to use a certain asset, on the date of its execution. Leasing contracts are recognized in property, plant and equipment at the present value of the asset and in lease liabilities at the value of the mandatory installments of the contract, interest is recognized in a reducing account, which will be appropriated to income over the duration of the contract by effective interest rate method. Assets held under leases are depreciated based on the term of the lease agreement or based on the expected useful life, whichever is shorter. The Association initially applied CPC 06 (R2) on January 1, 2019. The impacts of the leasing are evidenced in note 14. Review of CPC 00 (R2): Conceptual Framework for Financial Reporting.

The pronouncement has been revised and introduces new concepts, provides updated definitions and recognition criteria for assets and liabilities, and clarifies some important concepts. The Association evaluated the interpretation and there were no material impacts on the adoption of this interpretation. Amendments to CPC 26 (R1) and CPC 23: Definition of materiality. The amendments provide a new definition of material that states, "Information is material if its omission, misstatement or obscurity could reasonably influence decisions that the primary users of general purpose financial statements make on the basis of those financial statements, that provide financial information on an entity-specific report. Distorted information is material if it could reasonably be expected to influence decisions made by primary users. The Association evaluated the interpretation and there were no material impacts on the adoption of this interpretation. Amendments to CPC 38, CPC 40 (R1) and CPC 48: Reform of the Reference Interest Rate. Amendments to Pronouncements CPC 38 and CPC 48 provide exemptions that apply to all hedging relationships directly affected by the interest rate benchmark reform. The Association evaluated the interpretation and there were no material impacts on the adoption of this interpretation. Amendments to CPC 15 (R1): Definition of business. The amendments to CPC 15 (R1) clarify that, to be considered a business, an integrated set of activities and assets must include, at least, an input - input of resources and a substantive process that, together, contribute significantly to the ability to generate output - resource output. The Association evaluated the interpretation and there were no material impacts on the adoption of this interpretation. Amendments to CPC 06 (R2): Benefits Related to COVID-19 granted to Lessees in Lease Agreements. The amendments provide for a concession to lessees in the application of the guidelines of CPC 06 (R2) on the modification of the lease agreement, when accounting for the related benefits as a direct consequence of the COVID-19 pandemic. The Company evaluated the interpretation and there were no material impacts on the adoption of this interpretation.

3. Main accounting estimates and judgments – Accounting estimates and judgments are continually evaluated and are based on historical experience and other factors, including expectations of future events, considered reasonable under the circumstances. Based on assumptions, the Association makes estimates regarding the future. By definition, the resulting accounting estimates will rarely equal the related actual results. Estimates and assumptions that present a significant risk, likely to cause a material adjustment to the carrying amounts of assets and liabilities for the next financial year, are included below: (a) Useful life of property, plant and equipment - As described in **the** Notes 2.7 and 2.8, the depreciation of property, plant and equipment and investments is calculated using the straight-line method according to the useful life of the assets.

The useful life is based on the assessment of external consultants, which are reviewed regularly. Management believes that the useful life is correctly evaluated and presented in the financial statements. **(b) Allowance for doubtful accounts** – As described in Note 2.6, the allowance for doubtful accounts is calculated based on losses assessed as probable. Management believes that the provision adequately reflects the expected loss. **(c) Provision for contingencies** – As described in note 22, the Association is party to several legal and administrative proceedings. Provisions are constituted for all contingencies related to legal proceedings that represent probable losses. The likelihood assessment includes evaluating the available evidence, including the opinion of external legal counsel. The Association believes that these contingencies are correctly presented in the financial statements.

4. Financial risk management – The Association's financial instruments are fully registered in equity accounts. These instruments are managed through operational strategies, aiming at liquidity, profitability and security. The Association manages its financial risks as a foundation for its growth strategy and healthy cash flow. The Association does not have the practice of carrying out speculative operations. Internal control procedures provide for the monitoring of financial results and impacts on cash flow. The Association's financial instruments basically consist of accounts receivable and financial investments of own resources. **Credit risk** – The balance of accounts receivable from the Association consists of monthly fees receivable and student loans to students. The control policy is closely associated with the level of credit risk to which it is willing to be subject in the course of its activities, limited to Federal Government rules (Law 9,870/99, which provides for the total value of school units). Enrollment for the following period is blocked whenever the student is in default with the institution. In order to cover default risks, provisions for loan losses are set up (see note 6). These instruments are managed through operational strategies, aiming at liquidity, profitability and security.

In order to manage cash liquidity, assumptions are established for future disbursements and receipts, which are monitored daily by the Treasury area. The Association does not contract derivative financial instruments.

5. Cash and cash equivalents 2020 2019

Box	81,169	103,330
Bank current account	22,950	18,341
Financial application	359,994	493,996
	464.113	**615.667**

6. Accounts Receivable

	2020	2019
School fees (i)	21,087,770	17,396,999
Checks in collection .	909,924	909,124
Promissory notes	453,849	453,849
Credit card...	1,686,642	833,250
Other Values	26,656	52,764
Provision for doubtful accounts (ii)	(13,862,075)	(11,550,455)
	10.302.766	**8.095.531**

(i) Refers substantially to monthly fees receivable from students that are outstanding. (ii) The allowance for doubtful accounts is calculated on the basis of losses assessed as probable, the amount of which is considered sufficient to cover the non-realization of accounts receivable, based on the total balance of overdue loans of students who have open tuition for more than 6 months in Colleges and for more than 12 months in Colleges, depending on the enrollment period, adjusted for subsequent receipts.

The movement is shown below:

	2020	2019
Opening balance	11,550,455	9,928,016
Provision	2,311,620	1,622,439
Final balance	13,862,075	11,550,455

7. Advances 2020 2019

Salary advances	28,139	14,076
Advances on vacation..	2,916,017	3,202,295
Advances to suppliers.	279,354	309,284
	3.223.510	**3.525.655**

8. Other accounts receivable

	2020	2019
Leases and condominiums .	182.010	79.131
Inventories of consumables	71.947	1.083.881
Prepaid expenses	926.907	1.416.839
Other Values		
	2.239.459	1.756.862

9. Investments – The adoption of deemed cost (deemed cost) and the initial review of useful lives were based on a report prepared by a specialized company, where the comparative method was adopted by comparing market data relative to others with similar characteristics . Investments can be summarized as follows:

	2020 Accumulated Depreciation	2020 Assigned Cost	2020 Net	2019 Net	Life (in years)
Marketable securities		3,000	3.000	3.000	-
Land for future use		64,490,566	64.490.566	7.012.692	23.213.003
Properties not for income use		30,225,695	24.544.108	20 a 64	
		94,719,261	7.012.692	87.706.569	89.037.674

Investment movement Opening	2020	2019
balance	89,037,674	89,905,820
Acquisitions	3,000	
Casualties	(616,000)	(42,068)
Depreciation	(715,105)	(829,079)
Final balance	87,706,569	89,037,674

10. Property, plant and equipment – Deemed cost adoption and initial review of useful lives were based on a report prepared by a specialized company, where the comparative method was adopted by comparing market data relative to others with similar characteristics . The values referring to the bibliographic collection, entered in the Library account were not evaluated. Fixed assets can be summarized as follows:

	2020 Accumulated Depreciation	2020 Assigned Cost	2020 Net	2019 Net	Lifespan Net (in years)
Buildings	83,999,489	(30,681 .303)	53,318,186	53,997,877	15 to 72
Furniture and fixtures	4,614,724	(3,529 .899)	1,084,825	1,214,282	1 to 25
Installations	808,326	(296,157)	512,169	539,271	4 to 12
Machinery and equipment	14,344,799	(5,339,260)	9,005,539	9,383,065	1 to 25
Vehicles	1,736,049	(1,565,617)	170,432	182,744	2 to 10
Bibliographic collection	1,131,775	(859,171)	272,604	325,928	1 to 10
Plots	122,536,619	-	122,536,619	122,536,619	
Religious goods	185,135	(166,093)	19,042	26,121	
Computer goods	8,947,836	-	8,947,836	9,398,518	
Right of use - Buildings	5,570,750	(1,110,928)	4,459,822	5,058,757	3 a 20
Right of Use – Computer Goods .		40.010			1 a 10
					10
					5 a 10
					5

Movement of fixed assets Opening	2020	2019
balance	206,282,478	190,308,216
Acquisitions	9.769.443	21.813.430
Casualties	(38.314)	(822)
Depreciation	(6,606,282)	(5,838,310)
Transfer	(35)	
Final balance	209,407,325	206,282,478

11. Intangible

	2020 Cumulative Cost	2020 Amortization	2020 Net	2019 Net	Useful life (in years)
Systems and Applications/Software	2.727.686	(2.450.203)	277.483	449.337	3
Trade fund	263.368	(107.385)	155.983	209.463	-
Customer portfolio	6.776.124	(4.320.159)	2.455.965	4.650.299	9.767.178
	(6.877.747)	2.889.431	5.309.099		5 5 1 a 5

Movement of intangibles Opening	2020	2019
balance	**5.309.099**	**723.282**
Additions	-	6,926,567
Amortization	(2,419,668)	(2,340,784)
Transfer	35	
Final balance	**2,889,431**	**5,309,099**

12. Tax and labor obligations Provision for

	2020	2019
vacation and non-vacation charges	3.946.149	4.063.168
Social obligations and taxes to be collected		
INSS to be collected	538.602	561.887
FGTS to be collected	458.936	411.638
IRRF	638.652	761.023
Others	93.138	58.343
	5.675.477	**5.856.059**

13. Loans and financing – Loans contracted with private financial institutions are intended for working capital, subject to usual market charges. The Association presents the due in loans:

	Charges	Current	Non-Current	2020	2019
Bradesco SA		500,000			
Institution		3,000,000		3.500.000	
Santander S.A	1,10% a.m	1,950,000		1.950.000	5.800.000
Santander S.A	0,66% a.m	712,369	4.287.631	5.000.000	
		5,662,369	4.787.631	10.450.000	5.800.000

14. Commercial leasing – The Association acts as lessee in contracts referring to non-residential real estate and IT goods, to develop its educational activities. The association concluded that the lease agreements are in line with what is required by IRFS 16/CPC 06 (R2). The Association estimated the discount rate, based on the incremental loan interest rates observed in the Brazilian market, for the term of its contracts. The adoption of the new standard can be summarized as follows:

	Average Term Rate effective contractual	Balance in (years)	2019	Addition of Interest	Payment	balance in 2020
Real Estate						
Operational Leases	yy(%) 7.70	7 1.00	5	5,397,351	(517,227)	398,370
Computer goods						5,278,494
Total						45,390
Current						(10,680)
Not CIRCULANT						3,885
						38,595

	2020
Total	5.317.089
Current	555.470
Not CIRCULANT	4.761.619

15. Advances from customers – Refer to advance receipts from students as school fees.

16. Shareholders' equity – **(a) Shareholders' equity** – The Association's initial shareholder's equity consisted of assets, in addition to contributions and donations. At each fiscal year, the surpluses and deficits calculated are incorporated into said equity, in accordance with article 14, items I and II, of Law No. 5,172/66. **(b) Equity valuation adjustments** - Reflects the effects of adjustments to property, plant and equipment and investments at deemed cost (deemed cost) made in 2010. Subsequently, and to the extent that the assets, object of attribution of new value, are depreciated , amortized or written off against income, the respective amounts are simultaneously transferred from the Equity Valuation Adjustments account to the Equity account, in 2020 totaled R$ 3,517,534 (2019 R$ 3,344,821).

17. Donations received – Eventually, the Association receives donations that are applied to the purposes for which they are intended, in accordance with institutional objectives. No restrictions or bindings were established by donors in relation to donations received for funding and assets. The movement of donations during the period can be summarized as follows:

Funding donations recognized as revenue	2020	2019
Individuals	499.497	732.235
Legal entities	577.214	581.537
Patrimonial donations	4,442,198	Income from
donations	5,518,909	1,313,772

18. Application of resources – The Entity's resources are fully applied in the country and in the maintenance of its institutional objectives.

19. Description of free social activities – **(a)** The Association is in full enjoyment of the tax immunity guaranteed in the Federal Constitution of 1988 and, in order to maintain the Certificate of Charitable Social Assistance Entity, it is subject to compliance with the requirements set forth in Law 12,101 of November 2009, Law 11,096 of January 13, 2005 (PROUNI) and Law 12,868 of October 15, 2013. Due to the changes brought by 12,868/13, from 2015 the Association changed the way of presenting its free social activities. **(b) Adherence to the University for All Program - PROUNI** - Federal Government Program, joined by Associação Propagadora Esdeva on November 26, 2004, through Faculdades Arnaldo Janssen, in Belo Horizonte - MG and Centro Universitártio Academia - Uniacademia - MG, units maintained by the Association. The program focuses on granting scholarships to undergraduate and sequential students with specific training. **(c) Statement of Scholarships 2020** - Due to changes in Law No. 12.101/09 and Law No. 11.096/05 (PROUNI) promoted by Law No. 12.868/13, as of 2015 the Association is obliged to annually grant scholarships to students with a socioeconomic profile defined in the respective laws, in the proportion of a full scholarship for every five paying students of basic education and graduation, in addition, in the scope of higher education, due to the adhesion to PROUNI, it is also obliged to offer a full scholarship for every nine paying students in undergraduate and sequential courses, in accordance with the selection criteria established by PROUNI legislation. Even after the judgment of the Federal Supreme Court regarding the Direct Action of Unconstitutionality - ADI 4480 on 03/27/2020, which recognizes the unconstitutionality of provisions of Law 12,101/09, especially with regard to the full application of the constitutional rule of reserve to law complementary to define any requirement that may impact the enjoyment of immunity, the Association maintains the annual granting of full scholarships, in accordance with Law 12,101/09. The number of scholarships awarded is shown below:

	Teaching	Basic	Higher education	2020 Total
Number of paying students (i)				
Enrolled students	3.562	3.335	6.897	(785) (613)
(–) Students with a full scholarship	(1.398)			
(–) Non-performing students	(164)	(218)	(382)	
	2.613	**2.504**	**5.117**	
Mandatory minimum number of scholarships				
PROUNI Scholarships (1/9)	291			291
Scholarships Law 12.101/09 (1/5)	523	501		1.024
Number of scholarships awarded				
PROUNI integrals	649			649
partial PROUNI of 50% (ii)	144			144
	793	-		**793**
Integral institutions	23	390		413
Partial institutions of 50% (ii)		223		224
	1	**613**		**637**
	24	**613**		**1.430**
PROUNI surplus grants	502	**817**		
Surplus Scholarships Law 12.101/09	406	502 294	112	

(i) Paying students are considered to be the total number of enrolled students who do not have full scholarships, excluding those who are in arrears for more than 90 (ninety) days, whose enrollments have been refused in the academic period immediately following the default. (ii) Considers two scholarships of 50% for the calculation as a full scholarship according to Law 12,101/09 and Law 12,868/13.

(d) Amount invested in scholarships in the 2020 fiscal year

	Total Higher Education	Basic education	2020
PROUNI integrals	7,578,818	-	7,578,818
partial PROUNI of 50%	1,999,456	-	1,999,456
Fully-owned institutions	274,097	5,454. 392	5,728,489
Partial institutions of 50%	11,553	3,044,955	3,056,508
Does not consider gratuities (i)	17,583,572	9,021,898	26,605,470
	27.447.496	**17.521.245**	**44.968.741**

(i) Scholarships awarded pursuant to an agreement and collective bargaining agreement and other scholarships awarded in percentages and income criteria other than those established by Law No. 11,096/2005 and Law No. 12,101/2009.

20. Related parties – Remuneration of directors – The positions of the entity's management bodies constituted by the General Assembly, Presidency, as well as the members of the Audit Committee are not remunerated, with no distribution of the Association's assets or income, by way of of profit, bonus, advantage or participation, including in its result, under any form or pretext.

21. Volunteer Work – Pursuant to CFC Resolution No. 1,409/12 that approved ITG 2002, amended by ITG 2002(R1), item 19, the Association recognizes at fair value the provision of unpaid volunteer work, which is essentially composed of people who dedicate their time and effort to the execution of actions carried out in the Association. The amount for this service in 2020 corresponds to BRL 557,321 (2019 – BRL 555,180), calculated based on the hours actually dedicated and the market value corresponding to the activity.

22. Contingencies – The Association is a party to labor and civil proceedings, and is discussing these matters in the judicial sphere, which, when applicable, are supported by judicial deposits. The provision for possible losses arising from these lawsuits is estimated and updated by management, supported by the opinion of its internal and external legal advisors. The Association presents the following liabilities arising from proceedings with expectation of probable losses and corresponding judicial deposits:

	Deposits	Provisions for Judicial Contingencies
Labor	2,606,209	279.877
Civil	9,188 2,615,397	260.194
		540.071

Possible losses not provisioned for in the balance sheet – The Association has labor and civil lawsuits, classified by management as possible losses based on the assessment of its legal advisors, for which there is no provision constituted, according to the composition and estimates below:

Labor	2.151.977
Civil	399.740
	2.551.717

23. Tax immunity - Social security contributions - The employer INSS quota, as if it were due to Social

Machine Translated by Google

AETHRA AUTOMOTIVE SYSTEMS SA

CNPJ/MF 41.757.527/0001-42

Management report

Dear shareholders,
In accordance with the legal and statutory precepts, we present for your appreciation , the Balance Sheet, Income Statement, Cash Flow and Other Financial Statements for the years ended December 31, 2020 and 2019, of the parent company and consolidated, accompanied by the Independent Auditors' Opinion; as well as Explanatory Notes that contain information about: (i) Characterization of the Company, (ii) Main Accounting Practices, (iii) General Information on Results and (iv) Additional Information to the data presented in the Balance Sheets and Income Statements.
We are at the disposal of shareholders for any information and clarification.

Administrative Council
Betim, April 27, 2021

Balance Sheet Periods ended December 31 In thousands of reais, except basic and diluted loss per share

Active	parent company 31/12/2020	parent company 31/12/2019	Consolidated 31/12/2020	Consolidated 31/12/2019
Current				
Cash and cash equivalents (Note 6)	6.704	1.493	10.263	2.349
Trade accounts receivable (Note 7)	31.029	36.334	83.906	35.665
Inventories (Note 8)	81.762	119.273	97.402	142.285
Taxes recoverable (Note 9)	65.818	58.476	68.711	60.204
Advances to suppliers	39.504	12.611	41.021	13.003
Related parties (Note 11)		355		
Too many accounts receivable	3.808	3.634	6.829	6.697
	228.625	232.176	308.132	260.203
Not CIRCULANT				
achievable in the long term				
Inventories (Note 8)	20.526		20.526	
Taxes recoverable (Note 9)	102.228	141.463	103.037	142.231
Judicial deposits (Note 20)	2.837	3.521	9.924	11.041
Deferred taxes (Note 15)	55.579		56.442	3.455
	181.170	144.984	189.929	156.727
Investments (Note 10)	159.434	142.001	714	714
Fixed Assets (Note 12)	357.326	356.525	537.451	545.658
Intangible assets (Note 14)	13.090	15.193	13.462	15.766
Other assets				2
Right of use (Note 13)	2	2	2	80.770
	71.796	782.818	80.770 739.475	71.796 813.354 99.637
total assets	1.011.443	971.651	1.121.486	1.059.840

Liabilities and equity	parent company 31/12/2020	parent company 31/12/2019	Consolidated 31/12/2020	Consolidated 31/12/2019
Current				
Suppliers (Note 16)	137.243	95.589	155.911	108.700
Loans and financing (Note 17)	16.240	106.593	20.439	114.292
Leasing (Note 13)	9.022	9.148	9.022	9.148
Salaries and social charges	45.201	42.903	58.754	52.142
Advances from customers (Note 18)	117.215	36.900	127.695	48.961
Other obligations	15.294		15.294	
taxes payable	15.541	10.988	24.414	14.077
Income tax and social contribution		214	2.301	651
Tax obligations (Note 19)	44.324	40.167	58.136	49.756
Too many bills to pay			5	5
Related parties (Note 11)	14.682	5.507		230
	414.762	348.009	471.971	397.962
Not CIRCULANT				
Loans and financing (Note 17)	338.685	272.750	348.613	281.242
Leasing (Note 13)	68.064	74.574	68.064	74.574
Other obligations	42.469		42.469	
Tax obligations (Note 19)	117.482	121.680	147.853	144.284
Provision for contingencies (Note 20)	1.926	3.424	4.507	5.826
Deferred taxes (Note 15)		6.199		6.199
Too many bills to pay			9.896	4.723
	568.626	478.627	621.402	516.848
Equity (Note 21)				
Capital social	226.964	226.964	226.964	226.964
Asset valuation adjustments	66.224	72.640	66.224	72.640
Accumulated losses	(265.133)	(154.589)	(265.133)	(154.589)
	28.055	145.015	28.055	145.015
Non-controlling interests			58	15
Total shareholders' equity	28.055	145.015	28.113	145.030
Total liabilities and shareholders' equity	1.011.443	971.651	1.121.486	1.059.840

accompanying notes form an integral part of these financial statements.

Statement of changes in equity Periods ended December 31 In thousands of reais, except basic and diluted loss per share

	Capital social	Asset valuation adjustments	losses accumulated	shareholders' equity partners of the parent company	Participation of non-	Consolidated shareholders' equity
On January 1, 2019	222.204	80.181	(122.947)	179.438	240	179.678
Comprehensive income for the year						
loss for the period			(34.207)	(34.207)	(249)	(34.456)
Exchange variation of subsidiary located abroad		(4.720)		(4.720)	24	(4.696)
Total comprehensive income for the period		(4.720)	(34.207)	(38.927)	(225)	(39.152)
Increase in capital	4.600			4.600		4.600
Merger of parent company Vesta	160		(256)	(96)		(96)
Realization of assigned cost		(2.821)	2.821			
On December 31, 2019	226.964	72.640	(154.589)	145.015	15	145.030
Comprehensive income for the period						
loss for the period			(113.261)	(113.261)	(24)	(113.285)
Exchange variation of subsidiary located abroad		(3.699)		(3.699)	67	(3.632)
Total comprehensive income for the period		(3.699)	(113.261)	(116.960)	43	(116.917)
Realization of assigned cost		(2.717)	2.717			
On December 31, 2020	226.964	66.224	(265.133)	28.055	58	28.113

Management's explanatory notes are an integral part of the financial statements.

Income statement Periods ended December 31
In thousands of reais, except basic and diluted loss per share

	Parent Company 2020	Parent Company 2019	Consolidated 2020	Consolidated 2019
Net income (Note 22)	546.836	743.779	715.476	973.063
Cost of goods sold and services rendered	(613.803)	(678.190)	(764.531)	(862.924)
Gross Profit/(Loss)	(66.967)	65.589	(49.055)	110.139
Operating income (expenses)				
With sales	(3.815)	(4.600)	(10.056)	(13.031)
general and administrative	(49.587)	(69.721)	(80.110)	(56.271)
Equity equivalence (Note 10)	3.213	(7.502)		
Amortization of investment acquisition price (Note 10)	(2.182)	(2.232)	(2.182)	(2.232)
Other (expenses) / operating income, net	1.635	39.060	28.537	40.298
Operating profit (loss)	(117.703)	(102.477)	55.064	(83.695)
Financial expenses	(66.440)	(94.398)	3.340	4.941
Financial income	4.898	(5.791)		3.206
Exchange variations, net	4.206			82
Financial result (Note 23)	(57.336)	(80.273)	(68.000)	(96.983)
Loss before income tax and social contribution	(175.039)	(46.229)	(170.477)	(41.919)
Deferred income tax and social contribution (Note 15)	61.778	12.022	57.192	7.463
loss for the period	(113.261)	(34.207)	(113.285)	(34.456)
Number of shares	226.964.145	226.964.145		
Loss per share (basic and diluted) - BRL	(0,50)	(0,15)		
Assigned to:				
Company's Shareholders			(113.261)	(34.207)
Participation of non-controlling			(24)	(249)
			(113.285)	(34.456)

Management's explanatory notes are an integral part of the financial statements.

Statement of comprehensive income Periods ended December 31
In thousands of reais, except basic and diluted loss per share

	Parent Company 2020	Parent Company 2019	Consolidated 2020	Consolidated 2019
loss for the period	(113.261)	(34.207)	(113.285)	(34.456)
Other components of comprehensive income				
Items to be subsequently reclassified to income				
Exchange variation of subsidiary located abroad	(3.699)	(4.720)	(3.632)	(4.696)
Total comprehensive income for the period	(116.960)	(38.927)	(116.917)	(39.152)
Assigned to:				
Company's Shareholders			(116.960)	(38.927)
Participation of non-controlling			43	(225)
			(116.917)	(39.152)

Management's explanatory notes are an integral part of the financial statements.

Statements of cash flows Periods ended December 31
In thousands of reais, except basic and diluted loss per share

	Controller 2020	Controller 2019	Consolidated 2020	Consolidated 2019
Cash flows from operating activities				
Loss before income tax and social contribution	(175.039)	(46.229)	(170.477)	(41.919)
Adjustments by:				
Depreciation and amortization	43.700	44.763	54.264	54.759
Loss on write-off of fixed assets	249	24	30	867
Equity	(3.213)	7.502		
Tax Credits (Note 9)		(45.610)		(45.610)
Financial charges on loans and financing	28.017	31.149	29.148	33.260
Financial charges on leases	7.199	6.929	7.199	6.929
Non-Controlling				(24)
Changes in assets and liabilities				(249)
Accounts receivable from customers	(11.399)	(10.919)	(48.240)	23.088
Stocks	16.985	7.031	31.952	24.357
Taxes to recover	40.833	23.579	1.174	(3.942)
Advances to suppliers	(26.893)	5.205	(28.018)	30.788
Too many accounts receivable	1.392	4.965	(1.179)	43.847
Related parties	9.530	2.298		2.207
Suppliers	101.784	(4.205)	107.341	4.207
Salaries and social charges	80.315	(52.145)	6.611	(1.854)
advances from customers	4.298	29.973	(1.498)	78.734
taxes payable	1.956	109.677	21.941	(6.423)
Other bills to pay	45.975	(10.289)	3.649	26.922
Cash from operations	(34.228)	(7.199)	58.667	638
Interest on loans paid	(6.929)	92.189	4.818	(10.931)
Interest on leases paid			(36.292)	116.961
Net cash generated by operating activities			(7.199)	(6.929)
Cash flows from investing activities			98.831	15.446
Acquisition of fixed assets	(30.785)	(29.877)	(35.572)	(35.361)
Acquisition of intangible assets	(2.363)	(4.277)	12 (2.359)	(4.308)
Increase patent incorporation				
Investment in Subsidiaries	(3.397)	(2.332)		
Dividends received from subsidiaries		2.471		
Net cash used in investment activities	(36.545)	(34.003)	(37.931)	(39.669)
Cash flows from financing activities				
amortization of loans	(64.168)	(56.051)	(66.721)	(64.272)
borrowing	23.032	89.166	23.032	89.793
Lease	(9.297)	(7.540)	(9.297)	(7.540)
Capital payment		4.600		4.600
Net cash generated by (used in) financing activities	(50.433)	30.175	(52.986)	22.581
Increase (Decrease) in cash and cash equivalents, net	5.211	990	7.914	(1.642)
Cash and cash equivalents at the beginning of the period	1.493	503	2.349	3.991
Cash and cash equivalents at the end of the period	6.704	1.493	2.349	10.263

Management's explanatory notes are an integral part of the financial statements.

Management's explanatory notes to the financial statements as of December 31, 2020 In thousands of reais, unless otherwise indicated

1 General information
Aethra Sistemas Automotivos SA (the "Company" or "Aethra") and its subsidiaries (together, the "Group"), headquartered in Betim, State of Minas Gerais, was incorporated in 1992, succeeding its affiliate and predecessor, Hammer Indústria de Autopeças Ltda., whose activities began in 1974, with the manufacture of stamped parts. Currently, the Company is dedicated to the development of products for vehicle bodywork, from its origins in design, project elaboration, prototype production, construction of medium and large-sized tools to the production of parts, assemblies, systems and complete cabins. .

In its economic group, the Company also has:
Aethra Indústria e Comércio de Carrocerias Ltda. ("AKC"), a company in the automotive sector engaged in the design and manufacture of truck cabins for MAN (Volkswagen), at its plant located in the city of Resende – RJ.

Aethra Sistemas Automotivos Argentina SA. ("Aethra Argentina"), a company controlled by Aethra, incorporated in 2011, and located in Córdoba, Argentina, whose purpose is to serve the automotive sector, initially intended for the production of Fiat's Pálio and Siena models, having Its production started in January 2013.
Vesta Engenharia headquartered in the city of Contagem/MG, dedicated to project management, product and process engineering for various industrial segments. Incorporated on September 2, 2019, thus forming part of one of the branches of Aethra Sistemas Automotivos SA
Aethra Norte de Minas, em Montes Claros – Minas Gerais e Aethra Nordeste, em Goiana – Pernambuco empresas em processo de baixa.
Flamma Automotiva SA ("Flamma") headquartered in Pouso Alegre (MG), Flamma produces parts and cabins painted in their definitive color, from the development of raw materials to the final product, passing through the processes of stamping, welding, painting and assembly. With a relevant customer base, which includes several automakers such as Ford Caminhões, Scania, Mitsubishi, DAF, Mercedes Benz, Man among others.
Financial situation
In view of the lengthening of the Brazilian economic crisis that began in 2014, the Shareholders and the Board of Directors of Aethra Sistemas Automotivos took measures to face the drop in activity in the automotive sector through a medium and long-term Action Plan.
The Action Plan sought to overcome short-term financial challenges and maintain the economic viability of the activities developed by Aethra in the supply of its products and services, where we highlight:
• Capital contribution by shareholders in the amount of R$42,000, made in December 2014, to reduce bank debt.

• Adequacy of its operational structure to the volumes required by customers, with reduced working hours, using government programs, reviewing expenses and costs, among others.
• Hiring a specialized consultancy to assist in the process of preparing and implementing actions with the objective of reducing the impact caused by the drop in volumes, which was presented to our clients for monitoring and business evolution.

• Negotiation with customers to adapt product prices, both in terms of the economic aspect and volume, depending on the reality of the market and investments made, among other actions, such as reducing payment conditions.

• Growth in the volume of new business, providing improved operating and financial results, mainly with the implementation of new technologies, including a revolutionary production process in the world context related to hot stamping, which promoted economic and environmental benefits for the entire system automotive.

• Renegotiation of the financing profile with financial institutions, aiming to reconcile the long-term payment flow with the resumption of economic activity in the automotive sector and in the country.
• Structuring of capital market operations to raise new long-term funds and, consequently, reduce bank liabilities.

Throughout 2017 to 2019 and the 1st half of 2020, Aethra completed some important actions, among which we highlight:

In December 2017, it completed the restructuring of the financial debt with the main creditors, representing approximately 85.7% of the total debt at the time, including a reduction in the average financial cost and variable amortization flow in the main contracts, adapting its debt profile to the the Company's cash generation and the growth perspectives of the Brazilian economy in the medium and long term.
Other actions are in progress with the aim of completing the financial balance sought by the Company, allowing the recovery of net consolidated working capital, still negative on December 31, 2020, in the amount of R$163,839 (R$137,759 on December 31, 2019), as well as the reversal of operating losses recorded in the last fiscal years. Among these actions, we highlight the installment of tax debts, extension of liabilities with customers and suppliers. In November 2018, the shareholders carried out the sale of a property owned by their heritage company, reverting all proceeds from the transaction to the operation of Aethra, including raising the share capital by R$23,570 in 2018 and R$4,600 in 2019. In addition, as a result of actions completed in recent years and actions in progress, the Company projects continuous and sustainable growth in cash generation, observed in 2018 and 2019, which has already shown growth compared to previous years.

Additionally, the Company carried out adjustments to its operational structure and negotiations with its customers, started the production of products for new generations of vehicles, in addition to revenue growth due to the significant improvement in vehicle production in 2018 and 2019, compared to previous years. previous.
It is also worth mentioning that, in September 2019, Aethra qualified the Brazilian Federal Revenue Service for a PIS and COFINS credit in the amount of R$216,290, due to the final and unappealable decision in the records of Writ of Mandamus No. 2008.38.00.022660 -6, which questions the inclusion of ICMS in the calculation basis of said contributions (Note 9).

Such circumstances made it possible to start using the PIS and COFINS credits to offset federal taxes, with an estimated four to five years for the full offset of the credits.
The automotive industry was severely affected in 2020 by the impacts of the COVID-19 pandemic. The chain suffered an abrupt stoppage and the return to activity levels should be gradual. Virtually all factories belonging to the production chain had their activities partially or fully interrupted. In comparison between April 2019 and April 2020, the total production of auto vehicle units decreased by 99.5%, according to data from Anfavea, reaching the worst performance in the historical series. In this context, the Company implemented a broad activity restructuring plan, including important efforts to reduce personnel, evaluate the possible sale of assets, adapt idle capacity, with the closure of activities in some units without loss of revenue, among others.

Additionally, Aethra carried out important renegotiation initiatives with the Company's main suppliers, obtaining new payment conditions for existing liabilities, based on a new payment schedule, guaranteeing the continuity of the supply of inputs and provision of services, which had their renegotiated scopes and values, resulting in important reductions in operating costs and expenses. In addition, the Company also renegotiated the payment schedule for lease agreements. In parallel, the Company worked with its main customers to reschedule orders for a scenario of resumption of activities, allowing the fulfillment of all its long-term commitments. The readjustment/restructuring actions promoted by the Company total potential savings of approximately R$130 million per year in initiatives implemented in 2020 and in the implementation phase in 2021.

In addition to the restructuring plan, the Company negotiated with financial creditors the extension of the amortization flow of bank loans with interest grace period until February 2021 and principal grace period until December 2021 and still in 2022 only 6% of the total renegotiated amount will be amortized and the remainder will be amortized until 2025.

Aethra faces the crisis arising from Covid-19 with the strategic planning prepared and executed by Management and expects that its continuity will bring improvements to operating results for the 2021 financial year, as well as for the following years, according to studies and management analyzes developed by Company.

We highlight its main indicators in December 2020: (i) Net Revenue reached the amount of R$715,476, showing a 26.47% reduction compared to the same period of 2019, of R$973,063; (ii) the gross loss for the year ended December 31, 2020 was R$49,055 (equivalent to -6.86% of Net Revenue), against gross profit of R$110,139 (equivalent to 11.32% of Net Revenue), in the same period of 2019, results that were strongly impacted by the Covid-19 crisis, but with a strong sign of recovery in the last months of the year, already returning to pre-crisis levels.

Considering the production volumes scheduled by the automakers for 2021, the new projects in which the Company participates and which start production in 2021, tooling revenues already programmed, important reductions in costs and expenses already implemented and still to be implemented, existence of relevant balance of tax credits to be used in the coming years, renegotiation already concluded of the outstanding balance with key suppliers with guaranteed supply and with the Company's creditors with a grace period for amortization of the current debt until the end of 2021, the Company's management understands that it will have enough resources to fulfill its obligations, considering the planning of the operation and its cash flows for the next years, becoming an efficient company, with adequate leverage and capital structure already in the next two years.

In view of the above, despite the situation listed above indicating the existence of relevant uncertainty that may raise significant doubts as to the capacity of its operational continuity, the Company's Management concluded that the assumption of the continuity of operations remains appropriate and, therefore, the financial statements were prepared based on this premise.

The issuance of these financial statements was approved by the Company's management on April 27, 2021

2 Summary of main accounting policies
The main accounting policies applied in the preparation of these financial statements (hereinafter "financial statements") are set out below. These policies have been consistently applied for all periods presented, unless otherwise stated.

2.1 Basis of preparation and presentation
The individual and consolidated financial statements were prepared in accordance with accounting practices adopted in Brazil ("BR GAAP"). The accounting practices adopted in Brazil comprise those included in the Brazilian corporate law and the pronouncements, guidelines and technical interpretations issued by the Accounting Pronouncements Committee - CPC and approved by the Federal Accounting Council - CFC.

Management declares that all relevant information specific to the financial statements, and only these, are being evidenced and correspond to those used by Management in its management.
The financial statements were prepared considering historical cost as the value basis.
In the individual financial statements, subsidiaries are accounted for using the equity method adjusted to the proportion held in the Group's contractual rights and obligations. The same adjustments are made to both the individual financial statements and the consolidated financial statements to arrive at the same result and shareholders' equity attributable to the Company's shareholders.

The preparation of financial statements requires the use of certain critical accounting estimates and also the exercise of judgment by the Company's management in the process of applying accounting policies. Those areas that require a higher level of judgment and are more complex, as well as areas in which assumptions and estimates are significant for the financial statements, are disclosed in Note 3.

2.2 Consolidation
The Company consolidates all entities over which it has control, that is, when it is exposed or has rights to variable returns from its involvement with the investee and has the capacity to direct the relevant activities of the investee.

Subsidiaries are fully consolidated from their incorporation date, which is the date on which the Company obtains control, and continue to be consolidated until the date on which this control ceases to exist.
The subsidiary's financial statements are prepared for the same reporting period as the parent company, using consistent accounting policies. All intergroup balances, income and expenses and unrealized gains and losses arising from intergroup transactions are eliminated in full.
Aethra uses the acquisition method to account for business combinations. The consideration transferred for the acquisition of a subsidiary is the fair value of the assets transferred, liabilities incurred and equity instruments issued by the company. The consideration transferred includes the fair value of assets and liabilities arising from a contingent consideration agreement, when applicable. Acquisition-related costs are recognized in profit or loss for the period as incurred. Identifiable assets acquired and liabilities and contingent liabilities assumed in a business combination are initially measured at fair values on the acquisition date. Excess: (i) transferred consideration; (ii) the value of the non-controlling interest in the acquiree; and (iii) the fair value on the acquisition date of any previous equity interest in the acquiree, in relation to the fair value of the Group's interest in the acquired identifiable net assets is recorded as goodwill . When the total consideration transferred, the non-controlling interest recognized and the measurement of the previously held interest is lower than the fair value of the net assets of the acquired subsidiary, the difference is recognized directly in the income statement for the period.

In July 2018, considering that the accumulated inflation in the last three years in Argentina was above 100%, the application of the accounting and disclosure standard in a highly inflationary economy became required. The Company applied CPC 42 – "Accounting in a hyperinflationary economy" as an accounting practice for the purposes of Accounting and Disclosure of a Highly Inflationary Economy in its financial statements for the accounting of the subsidiary in Argentina. The financial statements of an entity whose functional currency is the currency of a highly inflationary economy, whether based on the historical cost approach or the current cost approach, shall be expressed in terms of the unit of current measurement at the balance sheet date and translated into Real at the closing exchange rate for the period.
The consolidated financial statements comprise Aethra Sistemas Automotivos SA and its subsidiaries Aethra Indústria e Comércio de Carrocerias Ltda. ("AKC"), Aethra Sistemas Automotivos Argentina SA ("Aethra Argentina"), Flamma Automotiva SA ("Flamma"), Aethra Norte de Minas and Aethra Nordeste.
2.3 Changes in accounting policies and disclosures
The information regarding the bases for preparing and presenting the financial statements and the summary of the main accounting practices have not undergone material changes in relation to those disclosed in Note 2 and in the other explanatory notes of the annual financial statements for the year ended December 31, 2020.

2.4 Foreign currency conversion
(a) Functional currency and presentation currency
Items included in the financial statements of each of the Group's companies are measured using the currency of the main economic environment in which the company operates ("the functional currency"). The individual and consolidated financial statements are presented in BRL, which is the Company's functional currency and also the Group's presentation currency.

(b) Transactions and balances
Transactions with foreign currencies are translated into the functional currency, using the exchange rates prevailing on the transaction dates or on the valuation dates, when the items are remeasured.
Foreign exchange gains and losses relating to borrowings, cash and cash equivalents are presented in the statement of income within "Exchange rate changes, net".
(c) Group companies with different functional currency
The results and financial position of all Group entities, whose functional currency is different from the presentation currency, are translated into the presentation currency, as follows:
(i) Assets and liabilities in each balance sheet presented are translated at the closing rate on the balance sheet date.

(ii) Income and expenses for each statement of income are translated at the average monthly exchange rates (unless this average is not a reasonable approximation of the cumulative effect of the rates prevailing on the dates of the transactions, in which case the income and expenses are converted at the rate on the dates of the operations).
(iii) All resulting exchange differences are recognized as a separate component in shareholders' equity, under "Carrying value adjustments".
On consolidation, exchange differences arising from the translation of the net investment in foreign operations are recognized in equity. When a foreign operation is partially disposed of or sold, exchange differences that were recorded in equity are recognized in the income statement as part of the gain or loss on the sale.

The following Group subsidiaries have a functional currency different from the parent company's currency:

Company	Country	functional currency
Aethra Sistemas Automotivos Argentina SA	Argentina	Argentine Peso

2.5 Cash and cash equivalents Cash
and cash equivalents include cash on hand, bank deposits, other highly liquid short-term investments, with original maturities of up to three months, and with insignificant risk of change in value.
2.6 Financial assets
Aethra classifies its financial assets under the following measurement categories:
• Measured at amortized cost; It is
• Measured at fair value (either through other comprehensive income or through profit or loss).

The classification depends on the Company's business model for managing financial assets and the contractual terms of cash flows.
The amortized cost of a financial asset corresponds to the amount at which the financial asset is measured on the date of initial recognition, less the amortization of the principal amount, plus accumulated amortization using the effective interest rate method of any difference between the initial amount and the amount at maturity, adjusted for any allowance for losses. The gross carrying amount of a financial asset corresponds to the amortized cost of a financial asset before adjusting for any allowance for losses.

The Company did not have financial assets measured at fair value in any of the periods presented.
2.7 Accounts receivable from customers
Accounts receivable from customers correspond to amounts receivable from customers for the sale of goods or provision of services in the normal course of Aethra's activities. If the receipt period is equivalent to one year or less, accounts receivable are classified in current assets. Otherwise, they are presented in non-current assets.

Accounts receivable from customers are initially recognized at fair value and subsequently measured at amortized cost using the effective interest rate method less the allowance for doubtful accounts ("PCLD" or "impairment") . In practice, they are recognized at the amount of the invoices, considering the short period of receipt.

2.8 Stocks
Inventories are stated at cost or net realizable value, whichever is lower. Cost is determined using the weighted average cost method. The cost of finished goods comprises raw materials, direct labor, other direct costs and related production overheads (based on normal operating capacity). The net realizable value is the estimated selling price in the ordinary course of business, less execution costs and selling expenses.

2.9 Fixed Assets
Land and buildings comprise mainly factories and offices.
On January 1, 2009, the Company opted for the option established by ICPC 10, of recording the cost attributed to the costs of land, buildings, machinery and equipment, according to the appraisal report issued by a specialized company.

Subsequent costs are included in the carrying amount of the asset or recognized as a separate asset, as appropriate, only when it is probable that future economic benefits associated with these costs will flow and can be reliably measured. The book value of replaced items or parts is written off.
All other repairs and maintenance are charged to profit or loss for the period, when incurred.
Land is not depreciated. Depreciation of other assets is calculated using the straight-line method to allocate their costs to their residual values over their estimated useful lives, as follows:

	Years
buildings and improvements	25-37
Industrial equipment and facilities	5-15
Other fixed assets	2-10

Residual values and useful lives of assets are reviewed and adjusted, if appropriate, at the end of each financial year.
The carrying amount of an asset is immediately written down to its recoverable amount when the carrying amount of the asset is greater than its estimated recoverable amount (Note 2.11).
Gains and losses on disposals are determined by comparing the proceeds with the carrying amount and are recognized in "Other (expenses)/operating income, net" in the income statement.
2.10 Intangible assets
Software
Software licenses are capitalized based on the costs incurred to acquire the *software* and get it ready to use. These costs are amortized over their estimated useful lives at the rates described in Note 14.

Costs associated with maintaining *software* are recognized as expenses as incurred. Development costs that are directly associated with identifiable and unique *software* , controlled by the Company and that are likely to generate economic benefits greater than the costs for more than one year, are recognized as intangible assets. *Software* development costs recognized as assets are amortized using the straight-line method over the useful lives of the items comprising it, at the rates described in Note 14.

2.11 *Impairment* of non-financial assets
Assets that have an indefinite useful life are not subject to amortization and are tested annually to identify any need for impairment . Assets that are subject to depreciation or amortization are reviewed for *impairment* whenever events or changes in circumstances indicate that the carrying amount may not be recoverable. An *impairment* loss is recognized when the asset's carrying amount exceeds its recoverable amount, which represents the higher of an asset's fair value less costs to sell and its value in use. Non-financial assets that have been adjusted for *impairment* are subsequently reviewed for the analysis of a possible reversal of the *impairment* on the reporting date.

2.12 Suppliers
Accounts payable to suppliers are obligations to pay for goods or services that were acquired from suppliers in the normal course of business, being classified as current liabilities if payment is due within a period of up to one year. Otherwise, accounts payable are presented as non-current liabilities.
They are initially recognized at fair value and subsequently measured at amortized cost using the effective interest rate method.
In practice, they are normally recognized at the amount of the corresponding invoice, considering the short payment period.

2.13 Loans and financing
Loans and financing are initially recognized at fair value, net of costs incurred in the transaction and are subsequently stated at amortized cost. Any difference between the amounts raised (net of transaction costs) and the total amount payable is recognized in the income statement during the period in which the loans are outstanding, using the effective interest rate method.

Loans and financing are classified as current liabilities, unless the Group has an unconditional right to defer settlement of the liability for at least 12 months after the balance sheet date.
General and specific borrowing and financing costs that are directly attributable to the acquisition, construction or production of a qualifying asset, which is an asset that necessarily requires a substantial period of time to get ready for its intended use or sale, are capitalized as part of the cost of the asset when it is probable that they will result in future economic benefits for the entity and such costs can be measured reliably. Other borrowing costs are recognized as an expense in the period in which they are incurred.

2.14 Provisions
Provisions (labor, civil and tax) are recognized when: (i) the Group has a present or non-formalized obligation *(constructive obligation)* as a result of events that have already occurred; (ii) it is probable that an outflow of resources will be required to settle the obligation; and (iii) the amount can be reliably estimated.
Provisions are measured at the present value of the expenditures expected to be required to settle the obligation, using a pre-tax rate that reflects current market assessments of the time value of money and the risks specific to the obligation. The increase in the obligation due to the passage of time is recognized as a financial expense.

2.15 Current and deferred income tax and social contribution
Income tax and social contribution expenses for the period comprise: current and deferred taxes. Income taxes are recognized in the statement of income, except to the extent that they relate to items recognized directly in equity or comprehensive income.

In this case, the tax is also recognized in equity or comprehensive income.
Current income tax and social contribution are calculated based on the tax laws in force on the date of presentation of the financial statements, on taxable income. The rates of these taxes, currently defined, are 25% for income tax and 9% for social contribution (Note 15).
Current income tax and social contribution are presented net, by taxable entity, in liabilities when there are amounts payable, or in assets when amounts paid in advance exceed the total due on the reporting date.

Deferred income tax and social contribution are recognized using the liability method on temporary differences between the tax bases of assets and liabilities and their carrying amounts in the financial statements.

Deferred income tax and social contribution assets are recognized only in proportion to the probability that future taxable income will be available against which the temporary differences can be used.

Deferred income tax assets and liabilities are presented net in the balance sheet when there is a legal right and intention to offset them when calculating current taxes, generally related to the same legal entity and the same tax authority. Accordingly, deferred tax assets and liabilities in different entities or in different countries are generally presented separately, and not net.

2.16 Employee benefits
profit sharing
Aethra recognizes a liability and a profit-sharing expense based on methodology, which takes into account the profit attributable to the Company's shareholders after certain adjustments. Aethra recognizes a provision when it is contractually obligated or when there is a past practice that has generated a non-formalized obligation *(constructive obligation).*

2.16 Capital social
Common shares are classified in shareholders' equity.
2.17 Revenue recognition
(a) **Sale of products and services**
Revenue is measured at the fair value of the consideration received or receivable, less any estimates of returns, commercial discounts and/or bonuses granted to the buyer and other similar deductions, and stated at their net value.

Sales revenue is recognized in accordance with the requirements of CPC 47, with the following steps being evaluated:
• Identification of contracts with customers;
• Identification of performance obligations;
• Determining the transaction price;
• Allocation of transaction price to performance obligations;
• Revenue recognition when (or as) the entity satisfies a performance obligation.
Products and services are developed and sold based on customer contracts and purchase orders, made to order, and delivered under the customer's own approval, authorization and schedule.
The Company adopts as a revenue recognition criterion, therefore, the date on which the product is delivered to the buyer, since this represents the moment in which the right to consideration becomes unconditional. (b) **Financial income** Financial income is recognized over time
on an accrual basis, using the effective interest rate method.

2.19 Distribution of dividends and interest on equity
The distribution of dividends and interest on equity to the Company's shareholders is recognized as a liability in Aethra's financial statements at the end of the period, based on the Company's bylaws. Any amounts above the mandatory minimum are only accrued on the date they are approved by the Board of Directors.

The tax benefit of interest on shareholders' equity is recognized in the income statement.
2.20 Earnings per share
Basic and diluted earnings/losses per share are calculated by dividing net income for the year attributable to holders of common shares in the parent company by the weighted average number of common shares outstanding during the year. The Company does not have instruments that could potentially dilute profit/
loss per share.
2.21 Leases
Until fiscal year 2018, leases of fixed assets were classified as finance or operating leases. As of January 1, 2019, leases are recognized as a right-of-use asset and a corresponding liability on the date the leased asset becomes available for use by the Group. Each lease payment is allocated between liabilities and interest expenses. Financial expenses are recognized in profit or loss during the lease period. The right-of-use asset is depreciated over the useful life of the asset or the lease term using the straight-line method, whichever is shorter.

Assets and liabilities arising from a lease are initially measured at present value.
Lease payments are discounted using the interest rate implicit in the lease. If this rate cannot be readily determined, the lessee's incremental borrowing rate is used, which is the rate that the lessee would have to pay on a loan to obtain the funds needed to acquire an asset of similar value, in a similar economic environment. , with equivalent terms and conditions.

To determine the incremental borrowing rate, the Group, whenever possible, uses as a starting point rates of recent third-party financing, adjusted to reflect changes in financing conditions since such third-party financing was received;

The Group is exposed to potential future increases in variable lease payments based on an index or rate, which are not included in the lease liability until they are realised. When adjustments to lease payments based on an index or rate are realized, the lease liability is revalued and adjusted against the right-of-use asset.

Lease payments are allocated between principal and interest expenses. Financial expenses are recognized in profit or loss over the lease period to produce a constant periodic rate of interest on the remaining balance of the liability for each period.

Right-of-use assets are measured at cost, according to the following items:
• the initial measurement amount of the lease liability; • any upfront
direct costs; and If the Group is reasonably
certain that it will exercise a call option, the right-of-use asset is depreciated over the useful life of the underlying asset.

Payments associated with short-term leases of equipment and vehicles and all leases of low-value assets are recognized using the straight-line method as an expense in profit or loss. Short-term leases are those with a term of 12 months or less. Low value assets include IT equipment and small items of office furniture.

2.22 Adoption of new and revised IFRSs
The following standards were adopted for the first time for the year beginning January 1, 2020 and had no material impact on the Group:
• Impact of the initial adoption of the amendments to the Reference Interest Rate Reform to CPC 48 (IFRS 9) and CPC 40 R1 (IFRS 7)
• Impact of the initial application of the Amendment to CPC 06 (R1) (IFRS 16) - Lease Concessions Related to Covid-19

• Amendments to the References to the Conceptual Framework in the IFRS
Standards • Amendments to CPC 15 (R1) (IFRS 3) – Business Definition
• Amendments to IAS 1 and IAS 8 – Definition of Material
2.23 New standards that are not yet in force
Reference Interest Rate Reform - Phase 2 (Amendments to CPC48/IFRS 9, CPC 38/IAS 39, CPC 40/IFRS 7, CPC 11/IFRS 4 and CPC 06/IFRS 16)
In September 2020, the IASB published the second phase of the Reference Interest Rate Reform, which establishes amendments to the following accounting pronouncements: • CPC 06 (R2) - IFRS 16:
Leases, • CPC 11 - IFRS 4: Insurance Contracts ,
• CPC 38 - IAS 39: Financial Instruments:
Recognition and Measurement • CPC 40 (R1) - IFRS 7: Financial Instruments: Disclosure

• CPC 48 - IFRS 9: Financial Instruments
The am

Machine Translated by Google

AETHRA AUTOMOTIVE SYSTEMS SA

CNPJ/MF 41.757.527/0001-42

Management's explanatory notes to the financial statements as of December 31, 2020 In thousands of reais, unless otherwise indicated

(iv) **Determination of the lease term**
In determining the lease term, management considers all facts and circumstances that create an economic incentive to exercise an extension option or not to exercise a termination option. Extension options (or periods following termination options) are included in the lease term only when there is reasonable certainty that the lease will be extended (or not terminated).

For leases of land, offices and warehouses, the following factors are usually the most relevant:
• If termination (or non-extension) incurs significant penalties, it is reasonably certain that the Group will extend (or not terminate).

• If there are improvements to third-party properties with a significant residual balance, it is reasonably certain that the Group will extend (or not terminate) the lease.
• In addition, the Group considers other factors, including past practice regarding the periods of use of specific types of assets (leased or owned) and duration of leases, and the costs and business disruption required to replace the leased asset. (v) **Current and deferred income tax and social contribution**

Determining the provision for income tax and social contribution or deferred income tax and social contribution assets and liabilities and any provision for losses on tax credits requires management estimates. For each future tax credit, the Company assesses the likelihood that part or all of the tax asset will not be recoverable. The Company recognizes, when applicable, a provision for loss in cases where it believes that tax credits are not fully recoverable in the future. (vi) **Impairment of non-financial assets**

Management exercises judgment to assess the existence of events or changes in circumstances that indicate that the carrying amount of non-financial assets is not recoverable. When this is the case, the recoverable amount is calculated to check for loss. When estimating the recoverable amount of non-financial assets, Management made assumptions regarding the net selling price for similar assets, given that the carrying amount of the asset did not exceed its recoverable amount.

(vii) **Measurements of the fair value of financial instruments**
The Company has exercised judgment in concluding that the carrying amounts of the main financial instruments measured at amortized cost and recognized in the financial statements approximate their respective fair values. Said judgment exercised by Management considered the characteristics of these financial instruments, term of realization or liability, as well as the negotiation date. In the case of loans and financing, considering that a substantial portion of the obligations with creditor financial institutions was renegotiated on a date close to the end of the year, the Company concluded that the carrying amounts recognized in the financial statements approximate their respective fair values on December 31 de 2020. Additionally, the accounting balances related to financial instruments held with related parties are not considered relevant.

4 Financial risk management
4.1 Financial risk factors
The activities of the Company and its subsidiaries expose them to various financial risks: market risk, credit risk and liquidity risk. Management seeks to minimize potential adverse effects on the Group's financial performance.

The Company's treasury identifies, evaluates and protects the Group against possible financial risks. **(a) Market Risk**

(i) Cash flow or fair value risk associated with interest rate
Aethra's interest rate risk arises from long-term loans and financing. Loans and financing at variable rates expose Aethra to cash flow interest rate risk. Loans and financing at fixed rates expose the Group to fair value risk associated with interest rates. The associated risk arises from the possibility of the Company and its subsidiaries incurring losses due to fluctuations in interest rates that increase financial expenses related to loans and financing. Exposure to interest rates is summarized in Note 17.

The Company carried out sensitivity tests for adverse scenarios (deterioration of the CDI/SELIC rate by 25% or 50% higher than the probable scenario), considering the following assumptions:
• On December 31, 2020, the Company's net debt amounted to R$358,789. Excluding the amount of R$2,774 from this total, with a pre-fixed cost at an average rate of 8.5% per year, referring to operations contracted at a pre-fixed rate. Thus, the net debt subject to the CDI/SELIC variation amounts to R$356,015 on December 31, 2020.

• The scenario considered probable for the next 12 months was estimated at an average CDI/SELIC rate of 3.00%, according to information from the Focus Bulletin issued by the Central Bank of Brazil, compared to the annualized average rate of 2.72%, verified for the period ended December 31, 2020.

	Scenario Likely	Scenario I - 25% deterioration	Consolidated Scenario II - 50% deterioration
Net debt on December 31, 2020 Debt at fixed rate	**358.789**	**358.789**	**358.789**
Net debt subject to CDI/	(2.774)	(2.774)	(2.774)
SELIC variation Annualized average effective CDI rate	**356.015**	**356.015**	**356.015**
verified in the twelve-month period ended on 12/31/2020 Estimated annual average rate of CDI/Selic according to	2.72%	2.72%	2.72%
forecast scenarios 3.00% Effect on financial expenses subject to CDI/SELIC variations - According to the effective rate from January to December 2020 - According to		3.75%	4,50 %
scenarios **Increase in financial expenses for the next twelve**	(9.684)	(9.684)	(9.684)
months (ii) Currency	(10.680)	(13.351)	(16.021)
risk	**(996)**	**(3.667)**	**(6.337)**

The associated risk stems from the possibility of Aethra incurring losses due to fluctuations in exchange rates, which reduce nominal amounts billed or increase amounts raised in the market.
The Group's net currency exposure, linked mainly to the US dollar, is as follows:

	Parent Company 31/12/2020	31/12/2019	Consolidated 31/12/2020	31/12/2019
Related parties (Note 11)		12.769		
Foreign market suppliers (Note 16) (6,062)	(11.399)	(6.062)	(11.399)	
Net exposure (6,062)	(11.399)	6.707	(11.399)	

The sensitivity analysis on the exchange rate, on December 31, 2020, considers the variation in Aethra's functional currency (Reais), against the exchange rates of transactions in foreign currency (US$). This analysis considers that all other variables remained constant, as well as the analysis parameters are similar to those used in the year 2020.

The scenarios presented in the sensitivity analysis for exchange rate risk were determined by an appreciation of 25% and 50% in relation to the equity position, considered as "Scenario 1" and "Scenario 2", respectively, for 2020.

	parent company and consolidated Scenario I (+25%)	Scenario II (+50%)
Exposure risk **(b)**	2.850	5.700

Credit risk
Credit risk is managed corporately. Credit risk arises from deposits with banks and financial institutions and from accounts receivable from customers. For banks and financial institutions, the operations agreed by Aethra are carried out with renowned entities in the financial market and of first line. For customers, the commercial and financial areas assess the customer's credit quality, taking into account their financial position, past experience and other factors.

The Company also has a provision for doubtful accounts in the amount of R$446 on December 31, 2020 (December 31, 2019 - R$2,114) and R$446 (December 31, 2019 - R$2,145) on parent company and consolidated respectively.

(c) Liquidity risk
It is the risk that the Company does not have sufficient liquid resources to honor its financial commitments, due to the mismatch in term or volume between expected receipts and payments.
In order to manage cash liquidity, assumptions are established for future disbursements and receipts, which are monitored daily by the Treasury area.
Liquidity risk is linked to accounts payable from suppliers and loans and financing and is presented by class of financial instrument. As mentioned in note 1, on December 31, 2020, the Company presented negative consolidated working capital in the amount of R$163,839 (R$137,759 on December 31, 2019).

The table below includes the remaining contractual maturities of financial liabilities.

parent company	Book Value	1-12 months	1-2 years	2-5 years	More than 5 years
financial liabilities					
Suppliers	137.243	137.243			
Loans and financing	354.925	37.384	214.937	153.924	15.294
Other obligations	57.763	42.469	14.682		
Related parties	14.682				

Consolidated	Book Value	1-12 months	1-2 years	2-5 years	More than 5 years
financial liabilities					
Suppliers	155.911	155.911			
Loans and financing Other obligations	369.052	42.672	220.773	159.027	
4.2 Capital	57.763	15.294	42.469		

management
The Company's objectives in managing its capital are to safeguard the Group's ability to continue to offer returns to shareholders and benefits to other stakeholders, in addition to maintaining an ideal capital structure to reduce this cost.

In order to maintain or adjust the capital structure, the Company may review the dividend payment policy, return capital to shareholders, or even issue new shares or sell assets to reduce, for example, the level of indebtedness. The loss for the year ended December 31, 2020 was BRL 113,285.
Consistent with other companies in the industry, the Company monitors capital based on the financial leverage ratio. This ratio corresponds to net debt divided by total capital. Net debt, in turn, corresponds to total loans and financing (including short- and long-term loans and financing, as shown in the balance sheet), minus the amount of cash and cash equivalents.

Total capital is calculated by adding shareholders' equity, as shown in the balance sheet, with net debt.

	Parent Company 31/12/2020	31/12/2019	Consolidated 31/12/2020	31/12/2019
Total loans and financing (Note 17)	354.925	379.343	369.052	395.534
Cash and cash equivalents and financial investments (Note 6)	(6.704)	(1.493)	(10.263)	(2.349)
Net debt Total	348.221	377.850	358.789	393.185
equity (Note 21)	28.055	145.015	28.113	145.030
Equity and net debt Financial	376.276	522.865	386.902	538.215
leverage ratio - % **4.3 Fair value estimate**	92,54%	72,27%	92,73%	73.05%

It is assumed that the balances at book value of accounts receivable from customers and suppliers, less loss *(impairment),* are close to their fair values. As mentioned in Note 3 , the Company concluded that the book values of the main financial instruments measured at amortized cost approximate their respective fair values.

Financial instruments carried at fair value are classified according to the valuation method.
The classification was defined as follows: •
Quoted prices (unadjusted) in active markets for identical assets and liabilities (level 1). • Information, other than quoted prices, included in Level 1 that is adopted by the market for the asset or liability, either directly (ie as prices) or indirectly (ie derived from prices) (Level 2).
• Inputs for assets or liabilities that are not based on observable market data (ie, unobservable assumptions) (Level 3).

5 Financial instruments by category

	parent company 31/12/2020	31/12/2019	Consolidated 31/12/2020	31/12/2019
Active				
amortized cost				
Cash and cash equivalents	6.704	1.493	10.263	2.349
Accounts receivable from customers	31.029	36.334	83.906	35.665
Related parties (Note 11)	18	12.807		
Judicial deposits	2.837	3.521	9.924	11.041
Too many accounts receivable	3.808	3.634	6.829	6.697
	44.396	57.789	110.922	55.752
Passive				
amortized cost				
Suppliers	137.243	95.589	155.911	108.700
Other obligations	57.763		57.763	
Loans and financing	354.925	379.343	369.052	395.534
	549.931	474.932	582.726	504.234

6 Cash and cash equivalents

	parent company 31/12/2020	31/12/2019	Consolidated 31/12/2020	31/12/2019
cash resources	126	125	147	149
Banks movement account	1.577	1.368	5.081	2.196
Financial investments	5.001		5.035	
	6.704	1.493	10.263	4 2.349

7 Accounts receivable from customers

	Parent Company 31/12/2020	31/12/2019	Consolidated 31/12/2020	31/12/2019
Accounts receivable from customers	31.457	25.641	84.352	37.810 12.807
Accounts receivable from related parties (Note 11)	18			
Provision for *impairment* of accounts receivable from customers	(446)	(2.114)	(446)	(2.145)
	31.029	36.334	83.906	35.665

As of December 31, 2020, the balance of consolidated accounts receivable in the amount of R$84,352 includes amounts to be reimbursed by customers, in the amount of R$35,290, arising from expenses incurred by the Company in certain discontinued projects, which were recognized during this year against the caption of other operating income and expenses, in the statement of income for the year.
The breakdown of accounts receivable by maturity is as follows:

	Parent Company 31/12/2020	31/12/2019	Consolidated 31/12/2020	31/12/2019 36.334 81.418
To win	31.029	26.531		
Overdue:				
Up to 30 days			965	371
Between 31 and 60 days			116	
Between 61 and 90 days				
Over 90 days	446	2.114	1.853	10.908
	31.475	38.448	84.352	37.810
Allowance for doubtful debts	(446)	(2.114)	(446)	(2.145)
	31.029	36.334	83.906	35.665

Changes in the provision for *impairment* of accounts receivable from the Company's customers are as follows:

	Parent Company 31/12/2020	31/12/2019	Consolidated 31/12/2020	31/12/2019 1.396 2.145
Balance at the beginning of the period	2.114	1.533	(1.699)	(106)
Write-off / Reversal of Provision	(1.668)			
Provision for *impairment* of accounts receivable		718		718
Balance at the end of the	446	2.114	446	2.145

period On December 31, 2020, accounts receivable from customers in the amount of R$ 2,934 (December 31, 2019 - R$ 11,279), in the consolidated, are overdue, but not *impaired.* These accounts refer to a number of independent customers who have no recent history of default. The amounts are substantially offset by advances from customers, thus reflecting the maturation time of the projects contracted for the construction and development of tooling and production lines.

The constitution and write-off of the provision for accounts receivable *impairment* were recorded in the statement of income for the period. The amounts debited to the provision account are written off when funds are actually received.
The maximum exposure to credit risk at the reporting date is the carrying amount of each class of receivables mentioned above. The Company does not maintain any security as collateral.

8 stocks

	Parent Company 31/12/2020	31/12/2019	Consolidated 31/12/2020	31/12/2019
Finished and semi-finished products	6.167	7.264	9.904	17.640 11.911 14.615
Products under development	13.160	13.323	77.260	33.093 78.817 22.838
Tools (i)	33.090	39.790	32.505	119.273 97.402 142.285
Raw material	29.345	20.526	117.928	
total current	81.762			
Tools - Non-current (i)	20.526			
Total	102.288	119.273		142.285

(i) Basically refer to tooling and prototypes in the development and production process. The amounts classified in non-current assets refer to projects whose conclusion is expected after December 31, 2021. During the year ended December 31, 2020, the Company carried out the write-off, in contra entry to the cost of goods sold and services rendered , of amounts related to discontinued projects or projects with no expectation of realization, in the amount of R$63,671.

Additionally, Aethra was severely affected due to the crisis resulting from the Covid-19 pandemic, causing a relevant drop in production and billing levels in April, May and June 2020. Aethra recognized a cost of idleness in the Cost line of products sold and services provided in the total amount of R$46,961, of which R$22,462 in April, R$13,454 in May and R$11,045 in June.

9 Tributes to recover

	Parent Company 31/12/2020	31/12/2019	Consolidated 31/12/2020	31/12/2019
IRPJ and CSLL to be recovered	3.544	3.544	4.434	3.958 1.717 1.927 1.781 1.971
Recoverable withholding tax	19.163	12.463	19.201	12.463 91.346 132.804 91.380
ICMS on direct and indirect materials and inputs	132.812	40.320	39.280	40.497 39.280 5.573 4.934
COFINS (i)	6.891	6.208	6.383	4.987 7.564 5.743 168.046 199.939
PIS(i)	171.748	202.435		
ICMS on fixed assets				
Other taxes and contributions to be recovered				
Current	65.818	58.476	68.711	60.204 102.228 141.463
Not CIRCULANT	103.037	142.231		

(i) Refers, substantially, to credit arising from the exclusion of ICMS from the PIS and COFINS calculation base. On June 12, 2019, the decision handed down in the records of Writ of Mandamus No. 2008.38.00.022660-6 became final, with the credit of the contributions having been authorized by the Federal Revenue Service of Brazil for compensation with federal taxes as of September 2019. The estimated term for full compensation of credits is four to five years. The amount recognized in 2019 was in the amount of R$45,610, in the line "Other (expenses) / operating income, net", and the amount of R$170,680 had been recognized by the Company before the final and unappealable decision, between the years of 2017 and 2018.

10 Investments
(a) **Breakdown of investments**

	Parent Company 31/12/2020	31/12/2019	Consolidated 31/12/2020	31/12/2019
Investment in subsidiaries	132.459	112.844		
Gain on net assets acquired (i)	26.261	28.443		
Other investments	714	714	714	714
	159.434	142.001	714	714

(i) On December 20, 2013, Aethra completed the purchase of 100% of the shares of Automotiva Usiminas SA (currently Flamma Automotiva SA – "Flamma"). On the acquisition date, the seller undertook not to create or control in Brazil another company that competes with Aethra's business, as well as not to carry out an activity in Brazil that could classify it as a company that competes with the Company's business, for 3 years, except in relation to those companies in which the Seller already holds an equity interest prior to the closing date. The fair value of the non-compete clause was measured using the *With and Without method (Income*

approach) at R$1,391, whose amortization was completed in 2016. On that date, the fair value of property, plant and equipment was R$205,717, including a capital gain of R$48,308,
measured using the replacement method (cost approach) . The balance shown on December 31, 2020 is net of amortization and depreciation for the period.
Amortization recorded in income for the period was R$2,182 (2019 – R$2,232).
(b) **Subsidiary information**

	AKC 31/12/2020	31/12/2019	Aethra Argentine 31/12/2020	31/12/2019	Flame 31/12/2020	31/12/2019
Company shares/quotas	99.900	99.900	102.532.256	102.532.256	412.493	412.493 99,90% 99,56%
Company's Interest	99,90%	98,94%	100,00%	100,00%		
Net worth	8.658	6.032	11.225	841	112.635	105.987
Net profit (loss) for the year	2.627	5.135	(6.085)	(13.899)	6.648	2.067

The company Vesta Engenharia Ltda was incorporated on September 2, 2019 by Aethra Sistemas Automotivos SA The information of the subsidiaries Aethra Norte de Minas, in Montes Claros – Minas Gerais and Aethra Nordeste, in Goiana – Pernambuco, are not being presented due to their values irrelevant, and because they are in the process of being closed.

(c) **Movement of investments**

	AKC	Aethra Argentina	Vesta	Flamma	Total
Balances on January 1, 2019	896	16.971	149	104.408	122.424 2.332
Capitalization		2.332			(4.720)
Conversion adjustment in subsidiaries abroad		(4.720)			
Equity	5.130	(13.750) (949)		2.067	(7.502) (491)
Dividends received and receivable					(491)
Incorporation			800	800	
Balances on December 31, 2019	6.026	833	-	105.984	112.843
Capitalization		20.102			20.102
Conversion adjustment in subsidiaries abroad		(3.700)			(3.700)
Equity	2.624	(6.058)		6.648	3.214
Balances on December 31, 2020	8.650	11.177		112.632	132.459

In addition to the subsidiaries indicated above, in 2012 Aethra Indústria e Comércio de Sistemas Automotivos do Norte de Minas Ltda., in the city of Montes Claros/MG, and Aethra Indústria e Comércio de Sistemas Automotivos do Nordeste, in the city of Goiana/PE, both dedicated to the supply of Stampings, Welded Assemblies, Rear Axle, Heat Deflectors, Rear Bumper Support, Suspension Arms and the respective tools for these items; these companies are in the study and project preparation phase and have not had operations since their incorporation.

(d) **Financial information**
The summarized financial information relating to each of the subsidiaries is presented below.

	Flame 31/12/2020	31/12/2019	Argentina 31/12/2020	31/12/2019	AKC 31/12/2020	31/12/2019 35.412 11.929
Current assets	72.281	4.828	156.421	12.510	9.476	48.832 12.581 13.446 6.517 15.015 3.200
non-current assets	147.885				7.109	7.984
current liabilities	57.955				6.098	1.372
non-current liabilities	49.576				1.205	
Shareholders' equity attributable to owners of the Parent Company	112.635	105.987	8.650		6.026	11.176 832
minority interests						49
net income	140.283	189.278	8 35.644		6 39.289	9
Income for the year	6.648	2.067	2.627		5.135	(6.085) 9.804 (13.899)

11 **Transactions with related parties**
(a) **Equity balances - Parent company**
The Company's balances with related parties are as follows:

	31/12/2020 Aethra	Argentina	AKC	Flamma	Rhea	Total
Active						
Current						
Accounts Receivable - Note 7 (i)				18		18
Advances to suppliers (ii)					113	113
				18	113	131
Passive						
Current						
Advances (iii)		5.384	9.298			14.682
		5.384	9.298			14.682

	31/12/2019 Aethra	Argentina	AKC	Flamma	Rhea	Total
Active						
Current						
Accounts Receivable - Note 7 (i)	12.769		38			12.807
Related parties		355				355
	12.769	355	38			13.162
Passive						
Current						
Related parties (ii) and (iii)			5.277	230	5.277	5.507
			230			5.507

(i) Refers to the provision of cost-sharing materials and services. The accounts receivable of R$12,769 with Aethra Argentina on December 31, 2019 was used for a capital increase that took place in April 2020 in the total amount of R$20,100 - the amount was composed of R$16,877 of Accounts Receivable by sale of Parent Company inputs that were incorporated into its capital in April 2020, and financial contributions of R$ 3,223 made throughout the year.

(ii) The balance with Rhea refers to an advance on rent for the property used by the Cedep unit, located in Belo Horizonte, Minas Gerais. Rhea Empreendimentos Imobiliários Ltda has common partners with Aethra Sistemas Automotivos SA

(iii) Refers to advances made to subsidiaries Flamma and AKC for the supply of parts and remittance of funds.

Accounts receivable from customers classified as related parties arise mainly from sales operations and mature within 30 days. The sale of products to related parties is carried out in accordance with the terms and conditions agreed between the related parties, respecting the transfer pricing rules applied in the country.

Amounts payable to related companies classified as advances are mainly due to input purchase operations and fall due within 30 days after the date of purchase. Acquisitions are made in accordance with the terms and conditions agreed between the related parties, respecting the transfer pricing rules applied in the country. **(b) Transactions between related parties - Parent company**

Transactions with related parties resulted in the following amounts:

	31/12/2020 Flame	Aethra	Argentina	Vesta	Rhea	Total
Gross sales revenue (i)	9.982					9.982 (9.112)
Cost of goods sold and services rendered	(9.112)					
Other (expenses)/operating income, net (ii)					(2.178)	(2.178)

	31/12/2019 Flame	Aethra	Argentina	Vesta	Rhea	Total
Gross sales revenue (i)	3,698	11,211	Cost of goods sold and services rendered	(3,518)	(1,714)	(11,961)
	7,513					(6.729)
Other (expenses)/operating income, net (ii)	(946)				(946)	

(i) On December 31, 2020, the amount of R$9,982 in revenue (December 31, 2019 - R$7,513) refers to parts sold by Aethra to Flamma. (ii) Expenses with Rhea refer to the
rental of the property used by the Cedep unit, located in Belo Horizonte, Minas Gerais.

(c) Equity balances - Consolidated
The consolidated balances of related parties correspond to transactions carried out with Rhea Empreendimentos Imobiliários Ltda. and related to the rent of industrial property and with Rhea Turismo related to travel expenses, as shown below:

	31/12/2020	31/12/2019
Passive		
Current		
advances	113	230
	113	230

(d) Transactions between related parties - Consolidated
In December 2020, the Company incurred rental costs with Rhea related to the property used by the Cedep unit in Belo Horizonte/MG, in the amount of R$2,178 (on December 31, 2019 – R$817).
It has a liability of R$6,232 recognized under the terms of CPC 06(R2).
12 Fixed Assets
(a) Composition of the balance

parent company	Land, buildings and facilities	Equipment industrial	Others	Construction in progress	Total
	improvements				
Cost	142.709	572.862	21.811	(32.555) 8.357	745.740
Accumulated depreciation	(338.440)	(18.220)	110.154	234.422 3.591	(389.215)
Balance on December 31, 2019	142.709	598.691	21.721	8.357	356.525
Cost				9.590	772.711
Accumulated depreciation	(34.529)	(361.680)	(19.176)		(415.385)
Balance on December 31, 2020	108.180	237.011	2.545	9.590	357.326

Consolidated	Land, buildings and facilities	Equipment industrial	Others	Construction in progress	Total
	improvements				
Cost	227.307	836.984	27.075	(56.793) 11.842	1.103.208
Accumulated depreciation	(477.910)	(22.847)	170.514	359.074 4.228	(557.550)
Balance on December 31, 2019	227.259	864.076	26.745	(59.957) 11.842	545.658
Cost	(510.798)	(23.756)	167.302	353.278 2.989	13.882 1.131.962
Accumulated depreciation					(594.511)
Balance on December 31, 2020					13.882 537.451

(b) Movement of property, plant and equipment

	Parent company	Consolidated
Balances on December 31, 2018	337.992	535.618
Additions	49.855	55.339
Additions - Incorporation	778	
Depreciation	(28.036)	(39.980)
Depreciation - Incorporation	(485)	
Transfer to intangible assets		(77)
Group Goods Sales	(3.555)	
Write-off of assets	(24)	(24)
Conversion adjustment in subsidiaries abroad		(5.218)
Balances on December 31, 2019	356.525	545.658
Additions	27.408	32.196
Depreciation	(26.358)	(38.911)
Transfer to intangible assets		
Write-off of assets	(249)	3 (867)
Conversion adjustment in subsidiaries abroad		(628)
Balances on December 31, 2020	357.326	537.451

As noted in Note 17, some fixed assets are pledged as collateral for loan and financing operations.

During the year, Aethra reviewed the recoverable value of plants and corresponding equipment in view of the unexpected weak performance in 2020. The automotive industry was severely affected during the year by the impacts of the COVID-19 pandemic. In view of the above, the entire chain came to an abrupt standstill, with a gradual return to activity levels throughout the year.

The assessment of the impairment loss was made based on fair value less costs to sell the plants and corresponding equipment, which is based on recent market prices of assets with similar age and obsolescence. The conclusion is that the fair value less cost to sell is greater than the value in use and, therefore, not suffering any adjustment to the book value at the end of the year.

During the 2020 fiscal year, the Company carried out the acquisition of fixed assets which have not yet been paid to the supplier in the amount of R$ 3,376. In 2019, there were additions to property, plant and equipment in the amount of R$7,812, which had not yet been paid to the supplier.
13 leases
The Group leases land, offices and warehouses under non-cancelable operating leases. Lease terms are from five to twelve years, and most lease agreements are renewable at the end of the period at the market rate.

Lease terms are individually negotiated and contain a wide range of different terms and conditions. The leasing agreements do not contain restrictive clauses, however the leased assets cannot be used as collateral for loans. With the exception of the Contract for the São José dos Pinhais / PR manufacturing unit, which is a *Sale & LeaseBack* contract for a period of 12 years as of November/2018. **(i) Balances recognized in the balance sheet**

The balance sheet contains the following lease-related balances:

	December 31, 2020	December 31, 2019
Right of Use Assets		
Buildings & Office	71.796	80.770
lease liabilities		
Current	9.022	9.148
Not CIRCULANT	68.064	74.574
	77.086	83.722

(ii) Balances recognized in the income statement
The income statement includes the following lease-related amounts:

	31/12/2020	31/12/2019
Depreciation charge of right-of-use assets (including in costs and expenses - total depreciation charge)		
Buildings & Office	11.783	10.492
Interest expenses (included in financial expenses) **(iii) Additional**	7.199	6.929

disclosures The Group estimated
the discount rates, based on the risk-free interest rates observed in the Brazilian market, for the terms of its contracts, adjusted to its reality ("spread " credit). The table below shows the rates practiced taking into account the terms of the contracts: **Contracts by term and discount rate**

Terms	Taxa % aa
5 years	9,6
12 years - Sale&leaseback	8,2

lease liabilities
Changes in lease liability balances are shown in the table below:

	31/12/2020	31/12/2019
Balance on December 31	**83.722**	
Balance on January 1, 2019		67.725
accrued interest	7.199	6.929
interest paid	(7.199)	(6.929)
Lease remeasurement adjustment	4.963	846
Addition for new contracts		22.691
Payments	(9.297)	(7.540)
Write-off of contracts	(2.302)	
Balances of lease liabilities on December 31st 83,722	**77.086**	

The Group presents, in the table below, the analysis of its contracts based on maturity dates. The values are presented based on the undiscounted installments:
Contract maturity

Due date of installments	
Less than 1 year	16.107
Between 1 and 2 years	16.107
Between 2 and 5 years	32.229
Over 5 years	43.106
Embedded interest	(30.463)
Balance of lease liabilities on December 31, 2019	**77.086**

Right of Use Assets
The movement in balances of right-of-use assets is shown below:

	31/12/2020	31/12/2019
Balance on December 31	**80.770**	
Balance on January 1, 2019		67.725
Write-off of contracts	(2.154)	
Addition for new contracts		22.691
Remeasurement adjustment	4.963	846
depreciation expense	(11.783)	(10.492)
Balance of right-of-use assets on December 31	**71.796**	**80.770**

14 Intangibles
(a) Composition of the balance

	Parent Company 31/12/2020	31/12/2019	Consolidated 31/12/2020	31/12/2019
Brands and patents	1.486	1.258	1.858	1.258
Application systems - Software	3.905	7.695	3.905	8.268
technology exchange	167	250	167	250
Program under development	7.532	5.990	7.532	5.990
	13.090	15.193	13.462	15.766

(b) Handling

	Parent Company	Consolidated
Balance on December 31, 2018	15.656	16.649 4.283 4.307
software additions	318	
Software Additions - Embedding		
Fixed Asset Transfer		77
Write-off of assets	(6)	(6)
Amortization of software	(4.977)	(5.261)
Amortization of software - Incorporation	(81)	
Balance on December 31, 2019	15.193	15.766
software additions	2.363	2.359
Fixed Asset Transfer		(3)
Amortization of software	(4.466)	(4.660)
Balance on December 31, 2020	13.090	13.462

The amortization rate of the right to use software was determined at 20% pa, applying the straight-line method.
15 Income tax and social contribution on profit
Deferred income tax and social contribution are calculated on income tax loss carryforwards, the negative social contribution base and the corresponding temporary differences between the tax calculation bases on assets and liabilities and the carrying amounts of the financial statements. The rates of these taxes, currently defined for determining deferred taxes, are 25% for income tax and 9% for social contribution.

Deferred tax assets are recognized to the extent that it is probable that future taxable income will be available to offset temporary differences/tax losses, based on projections of future results prepared and based on internal assumptions and future economic scenarios that may therefore undergo changes.

(a) **Breakdown of deferred income tax and social contribution**
Deferred income tax and social contribution balances, subject to offset, are presented net, in non-current liabilities, as follows:

parent company	31/12/2020	31/12/2019
Active		
Income tax loss to be compensated	79.772	36.744
Negative basis of social contribution	28.718	13.228
Provision for contingent liabilities	655	1.164
Acquisition of Flamma (i)	6.143	6.143
Lease	1.799	
Others	152	719
	117.239	57.998
Passive		
Assigned cost, fixed assets	(39.387)	(40.786)
tax rate depreciation	(13.343)	(13.740)
Gains on acquired assets (Note 10)	(8.929)	(9.671)
	(61.659)	(64.197)
	55.580	(6.199)

Consolidated	31/12/2020	12/31/2019
Active		
Income tax loss to be compensated	90.085	47.934
Negative basis of social contribution	33.044	17.206
Provision for contingent liabilities	655	1.164
Acquisition of Flamma (i)	6.143	6.143
Lease	1.799	
Others	4.984	6.042
	136.710	78.489
Passive		
Assigned cost, fixed assets	(39.387)	(40.786)
tax rate depreciation	(31.950)	(30.776)
Gains on acquired assets (Note 10)	(8.929)	(9.671)
	(80.266)	(81.233)
	56.444	(2.744)

(i) Refers to the total amount of goodwill on the acquisition of Flamma, which is expected to be deductible for tax purposes, in the event of incorporation or disposal of the investment.
Deferred income tax and social contribution balances, classified in non-current assets in the consolidated, arise from operations of subsidiaries Aethra Argentina, Flamma and AKC, and are presented net, as follows:

	Aether 12/31/2020	Flame	AKC 12/31/2019	
Active				
Tax loss	79.772	10.313	90.085	47.934
Negative basis	28.718	3.713	613	33.044 17.206
temporary differences				
Provision for contingencies and losses on deposits	655		655	1.164
Acquisition Flamma	6.143		6.143	6.143
Lease	1.799		1.799	
Provision for losses and others	152	4.832	4.984	6.042
	117.239	18.858	613	136.710 78.489
Passive				
Assigned cost, fixed assets	(39.387)		(39.387)	(40.786)
tax rate depreciation	(13.343)	(18.607)	(31.950)	(30.776)
Gains on acquired assets (Note 10)	(8.929)		(8.929)	(9.671)
	(61.659)	(18.607)	(80.266)	(81.233)
	55.580	251	613	56.444 (2.744)

The comparison of 12/31/2019 with a negative balance of R$ 2,744, refers to the net balance of the Balance Sheet Deferred Tax Liabilities of the Parent Company in the amount of R$ 6,199, compared with Deferred Tax Assets of the Subsidiaries in the amount of R$ 3,455.
(b) Reconciliation of income tax and social contribution expense
The reconciliation between income tax and social contribution expense at the nominal and effective rates is shown below:

	Parent company 31/12/2020	31/12/2019	Consolidated 31/12/2020	31/12/2019
Loss before income tax and social contribution (175,039)		(46.229)	(170.477)	(41.919)
Nominal rate 34% Income tax social contribution at nominal rate Equity equivalence		34%	34%	34%
Permanent additions/exclusions	59.

Machine Translated by Google

AETHRA AUTOMOTIVE SYSTEMS SA

CNPJ/MF 41.757.527/0001-42

Management's explanatory notes to the financial statements as of December 31, 2020 In thousands of reais, unless otherwise indicated

Long-term amounts break down as follows, by maturity year:

	Parent Company		Consolidated	
	31/12/2020	31/12/2019	31/12/2020	31/12/2019
2021		85.856		91.716
2022	197.493	83.265	202.627	84.695
2023	111.486	103.629	116.050	104.635
2024	19.001		19.231	196
2025	10.705		10.705	
	338.685	272.750	348.613	281.242

All book values of the Company's loans and financing are maintained in Reais.
The movement in loans and financing is shown below:

	Parent Company	Consolidated
Balance on December 31, 2018	360.537	384.274
release new features	89.166	89.793
interest provision	31.123	33.174
monetary correction	26	87
Reclassification	(11.230)	(11.230)
Payments	(90.279)	(100.564)
Balance on December 31, 2019	379.343	395.534
release new features	23.032	23.032
Provision for interest/Monetary Adjustment	27.007	28.138
Payments	(74.457)	(77.652)
Balance on December 31, 2020	354.925	369.052

18 Advances from customers
Refer to advances received for the provision of engineering services, prototypes and/or tooling for customers.

19 Tax obligations Tax
obligations refer to the payment of taxes in installments as shown below:

	Parent Company		Consolidated	
	31/12/2020	12/31/2019	31/12/2020	31/12/2019
State (i)	20.361	24.558	24.747	31.595
Federal (i)	141.445	137.289	181.242	162.445
	161.806	161.847	205.989	194.040
current liabilities	44.324	40.167	58.136	49.756
non-current liabilities	117.482	121.680	147.853	144.284

(i) Between 2016 and 2019, the Company and its subsidiaries AKC and Flamma opted for the installment payment of state (ICMS) and Federal (CPRB/CSLL/PIS/COFINS/IPI/SESI/SENAI/CIDE) taxes, having adhered to the Programs of Federal (PRT/PERT/Ordinary) and State (Regularize/Ordinary) Installments, and the amounts that make up the short and long-term balances have the following composition, by maturity year:

	Parent Company		Consolidated	
	12/31/2020	12/31/2019	31/12/2020	31/12/2019
2020		40.167		49.756
2021	44.324	38.484	58.136	46.812
2022	43.760	34.452	55.605	41.588
2023	34.416	29.684	43.265	33.970
2024 a 2030	39.306	19.060	48.983	21.914
Balances at the end of the period	161.806	161.847	205.989	194.040

Movements in tax liabilities are shown below:

	Parent Company		Consolidated	
	12/31/2020	12/31/2019	31/12/2020	31/12/2019
Balances at the beginning of the	161.847	119.261	194.040	156.365
fiscal year Debts declared (ii)	59.123	65.488	84.086	85.493
Debit declared - Vesta Update		7.008		
SELIC PERT-Prog.	4.101	7.481	5.618	9.452
Spec. Reg. Trib.			(126)	(84)
Payments (iii)	(63.265)	(37.391)	(77.629)	(57.186)
Balances at the end of the year	161.806	161.847	205.989	194.040

(ii) Ordinary, simplified and special installments were made with Federal, State and Municipal Treasuries, in the total amount of R$84,086, of which Aethra (R$59,123), Flamma (R$22,787) and AKC (R$2,176).
(iii) In October 2020, installments were offset with COFINS credits resulting from the exclusion of ICMS in its calculation base in the amount of R$26,289.

20 Provision for contingencies On
the dates of the financial statements, the Company had the following contingent liabilities and escrow deposits:

	parent company			
	12/31/2020		12/31/2019	
	Provision for judicial deposits	Total other contingencies 1,366 1,471	Provision for contingencies	Total other judicial deposits
Tax				2,145
Labor	(1,926)		(3,424)	1,376
	(1,926)	2.837	(3,424)	3.521

	Consolidated			
	31/12/2020		31/12/2019	
	Provision for contingencies	Total other judicial deposits	Provision for contingencies	Total other judicial deposits
Tax		5.372		6.158
Labor	(4.507)	4.546	(5.826)	4.877
Civil		6		6
	(4.507)	9.924	(5.826)	11.041

The movement in provisions for contingencies and judicial deposits is as follows:

	parent company				
	31/12/2019	Constitution	Reclassification/ Recovery	Loss 12/31/2020	
Provision	(3.424)	(327)		1.825	(1.926)
Deposits	3.521	346		(1.030)	2.837

	Consolidated				
	31/12/2019	Constitution	Reclassification/ Recovery	Loss 12/31/2020	
Provision	(5.826)	(572)		1.825	(4.507)
for Deposits	11.041	502	(114)		9.924

Nature of contingencies
The Company is a party to labor, civil, tax and other lawsuits in progress, and is discussing these issues both at the administrative and judicial levels, which, when applicable, are supported by judicial deposits.

Provisions for lawsuits classified as probable losses are estimated and updated by management based on the assessment of external consultants and were recorded as contingencies in non-current liabilities, as provisions for contingencies. See details below:

(a) Tax
The provision refers, substantially, to ICMS on remittances with tax suspension.
As of December 31, 2020, the Company is involved in other proceedings related to tax matters arising in the normal course of its business, involving risk of loss classified as possible by the Company's legal advisors, in the amount of R$ 45,302 (December 31, 2020 2019 – R$39,094), for which a provision for possible losses is not required, in accordance with accounting practices adopted in Brazil.

(b) Labor
The provision refers to contingencies arising from lawsuits filed by former employees, with various claims, among which we highlight the payment of overtime work and premiums for dangerous and unhealthy work.

The Company is involved in other lawsuits related to labor issues arising in the normal course of its business, involving risk of loss classified as possible by the Company's legal advisors, in the amount of R$ 2,511 on December 31, 2020 (December 31, 2019 – R$3,108), for which a provision for possible losses is not required, in accordance with accounting practices adopted in Brazil.

21 Equity
(a) **Capital social**
The subscribed and paid-up share capital is represented by 226,964,145 shares on December 31, 2020 and December 31, 2019, each equivalent to R$1.00 and distributed as follows:

	31/12/2020		31/12/2019	
	In Shares	Participation -%	In Shares	Participation - %
Peter Sportelli	97.910.653	43,14%	97.910.653	43,14%
Gilma de Lima Gomes Sportelli	97.910.653	43,14%	97.910.653	43,14%
Rafael Giovanni Gomes Sportelli	31.142.839	13,72%	31.142.839	13,72%
	226.964.145	100%	226.964.145	100%

In March 2019, the shareholders contributed capital in the amount of R$4,600, referring to the proceeds arising from the sale of the property owned by Rhea Empreendimentos Imobiliários Ltda., located in São José dos Pinais/
PR and R$160 referring to its interest in Vesta Engenharia Ltda, merged into Aethra on September 2, 2019.

The table below shows the result data and number of shares used in the calculation of basic and diluted earnings/losses per share for each of the years presented in the income statement:

	31/12/2020	31/12/2019
Net loss for the year	(113.261)	(34.207)
Basic / diluted loss per share:		
Weighted average of common shares available (unit)	226.964.145	226.804.146
Basic / diluted loss per share (R$) (b) Profit	(0,50)	(0,15)

reserves
(i) Legal reserve
The purpose of the legal reserve is to preserve capital and can only be used to offset losses or increase capital. Represents the appropriation of 5% of net income for the year, as determined in the Company's bylaws, up to the limit of 20% of the capital stock.
(ii) Investment reserve and working capital

The investment and working capital reserve comprises the allocation of net income for the year adjusted by the legal reserve, as provided for in the Company's bylaws.
The balance of profit reserves may be used to absorb losses, distribute dividends, or even capitalized. **(c) Asset valuation adjustments** Refers
to: (i) adjustment to the deemed cost of the
Company's fixed assets, recorded on the transition date to the CPCs, whose realization occurs through depreciation and write-off, with the corresponding transfer to the retained earnings account and (ii) accumulated translation adjustment of the foreign subsidiary Aethra Argentina.
(d) Proposed dividends
Shareholders are guaranteed a minimum dividend corresponding to 25% of net income for the year, adjusted in accordance with Brazilian corporate law and the provisions of the bylaws. In 2020 and 2019, the Company did not present profit to be distributed.

22 Revenue
The reconciliation of gross revenue to net revenue is as follows:

	Parent Company		Consolidated	
	31/12/2020	31./12/2019	31/12/2020	31./12/2019 842.872
Gross revenue from sales and services	640.710	876.207	1.153.662	(123.779)
sales tax	(91.380)	(129.799)	(177.043)	
sales deductions	(2.494)	(2.629)	(3.617)	(3.556)
Liquid revenue of sales	546.836	743.779	715.476	973.063

23 Financial result

	parent company		Consolidated	
	31/12/2020	31/12/2019	31/12/2020	31/12/2019
Financial expenses				
Interest and charges on financing	(27.007)	(31.123)	(28.138)	(33.174)
IOF	(23)	(67)	(23)	(304)
Fee and correction on financing	(421)	(344)	(421)	(344)
Interest on arrears and loan	(12.425)	(15.376)	(12.425)	(15.376)
Leasing interest	(7.199)	(6.929)	(7.199)	(6.929)
Interest and fine on taxes	(16.910)	(22.382)	(21.653)	(26.836)
Other financial expenses	(2.455)	(7.474)	(6.048)	(11.435)
	(66.440)	(83.695)	(75.907)	(94.398)
Financial income				
Financial income	54		72	
Other financial income	4.844	3.340	4.869	2 3.204
	4.898	3.340	4.941	3.206
Net exchange variations	4.206	82	2.966	(5.791)
	(57.336)	(80.273)	(68.000)	(96.983)

24 Insurance coverage
With the aim of limiting risks, the Company searches the market for coverage compatible with its size and operation. Coverage was contracted for amounts considered compatible by management to cover possible claims, considering the nature of its activity, the risks involved in its operations and the guidance of its insurance consultants. The Company adopts operational risk insurance, which guarantees compensation against fire, lightning, explosion, aircraft crash, existence, use and conservation of the property, electrical damage, riots, strikes, willful acts, theft of goods, electrical equipment, civil liability , fixed expenses and losses or payment of rent.

The value of the assets covered on December 31, 2020 corresponds to R$ 1,449,914, of which R$ 283,733 refers to loss of profit, and the maximum indemnity limit of R$ 377,248, of which R$ 33,733 refers to the maximum indemnity limit for lost profit.

25 Subsequent Events
(a) On January 11, 2021, Ford Motor Company Brasil communicated to the market about the stoppage of the production of motor vehicles in Brazil. Ford's share of AETHRA's revenues in 2021 would be less than 4%, however the impact of this stoppage will be less than that as it is still pending on Ford's part what the production demand for spare parts will be. In addition, AETHRA's management believes that indirectly other vehicles that are part of the AETHRA portfolio can be positively affected, gaining market share of Ford products, further minimizing the aforementioned impact, and this impact may even be positive since AETHRA has a share higher on competitors' vehicles than on Ford vehicles.

(b) Impacts of the second wave of the COVID-19 pandemic: considering that Aethra's operations remain stable, Management assessed that there are no material impacts on the financial information and on the main accounting estimates.

BOARD
PIETRO SPORTELLI
CEO
ADELÍRIO FERNANDES DE SOUZA
Director

RESPONSIBLE ACCOUNTANT
Risaneides Collected by Henrique Rodrigues
CRCMG – 083294/0-1

Independent auditor's report on the individual and consolidated financial statements

To the Administrators and Shareholders of
Aethra Sistemas Automotivos SA

Opinion with reservations
We audited the individual and consolidated financial statements of Aethra Sistemas Automotivos SA
("Company"), identified as parent company and consolidated, respectively, comprising the balance sheet on December 31, 2020 and the respective statements of income, comprehensive income, changes in equity and cash flows for the year ended on that date, as well as the corresponding explanatory notes, including the summary of the main accounting policies. In our opinion, except for the effects and possible effects of the matters described in the section entitled "Basis for qualified opinion" below, the individual and consolidated financial statements referred to above fairly present, in all material respects, the equity and financial position, individual and consolidated, of Aethra Sistemas Automotivos SA on December 31, 2020, the individual and consolidated performance of its operations and their respective individual and consolidated cash flows for the year ended on that date, in accordance with accounting practices adopted in Brazil .

Basis for qualified opinion
Recognition of tax credits arising from lawsuits As mentioned in Note 9 to the
individual and consolidated financial statements, during the years ended December 31, 2017 and 2018, the Company recognized contingent assets in the amount of R$170,689 thousand, arising from of a tax lawsuit pending before the courts. However, as provided in technical pronouncement CPC 25 – "Provisions, Contingent Liabilities and Contingent Assets", contingent assets should not be recognized in the financial statements. The final and unappealable decision on the case only occurred in June 2019. Consequently, the loss for the year ended December 31, 2019 is overstated by R$170,689 thousand (R$112,654 thousand, net of income tax and social contribution effects). Our audit opinion on the individual and consolidated financial statements corresponding to the year ended December 31, 2020 contains qualification due to the comparability of current period amounts with corresponding amounts as of December 31, 2019.

Write-off of assets related to discontinued projects or projects with no expectation of realization
As mentioned in explanatory note No. 8 to the individual and consolidated financial statements, during the year ended December 31, 2020, the Company wrote off capitalized amounts as part of its inventories, in the amount of R$63,671 thousand, in contra-entry to the statement of the result for the year, due to the identification of certain discontinued projects or with no expectation of realization. It was not possible to obtain appropriate and sufficient audit evidence to conclude whether a portion or all of this amount should have already been carried out in previous years. Consequently, it was not possible to determine whether the individual and consolidated statements of income and cash flows corresponding to the year ended December 31, 2020 should be adjusted as a result of this matter.

Recognition of amounts to be reimbursed by customers
As mentioned in explanatory note No. 7 to the individual and consolidated financial statements, during the year ended December 31, 2020, the Company recognized credits to be reimbursed by customers, in the amount of R$35,290 thousand, as a contra entry to the statement of income for this exercise. It was not possible to obtain appropriate and sufficient audit evidence to conclude whether or not that amount should be recognized in the financial statements, as well as whether there would be any additional amount that should be recognized in the individual and consolidated financial statements. Consequently, it was not possible to determine whether the individual and consolidated financial statements corresponding to the year ended December 31, 2020 should be adjusted as a result of this matter. Our audit was conducted in accordance with Brazilian and international auditing standards. Our responsibilities under these standards are described in the following section entitled "Auditor's Responsibilities for the Audit of the Individual and Consolidated Financial Statements".

We are independent from the Company and its subsidiaries, in accordance with the relevant ethical principles set forth in the Code of Professional Ethics for Accountants and in the professional standards issued by the Federal Accounting Council - CFC, and we comply with other ethical responsibilities in accordance with these norms. We believe that the audit evidence obtained is sufficient and appropriate to provide a basis for our qualified opinion.

Significant uncertainty related to going concern
We draw attention to explanatory note nº 1 to the individual and consolidated financial statements, which describes the action plan defined by Management to rebalance the Company's operating and economic results and equalize financial obligations to cash generation. The Company has recorded recurring losses in its operations and, on December 31, 2020 and 2019, it presented an excess of liabilities over current assets in the amount of R$163,839 thousand and R$137,759 thousand, respectively. These events or conditions, together with other matters described in Note 1, as well as the risk of failure to implement Management's action plan, indicate the existence of relevant uncertainty that may raise significant doubts as to the Company's ability to continue as a going concern. . Our opinion is not qualified with respect to this matter.

Other matters
Audit of the corresponding amounts
The individual and consolidated financial statements mentioned in the first paragraph include the amounts corresponding to the balance sheets and statements of income, comprehensive income, changes in equity and cash flows corresponding to the year ended December 31, 2019, presented for comparison purposes. The examination of the individual and consolidated financial statements for the year ended December 31, 2019 was conducted under the responsibility of another independent auditor, who issued an audit report dated March 19, 2020, with a qualified opinion as a result of the same mentioned matter in the item "Recognition of tax credits arising from lawsuits" in the paragraph "Basis for qualified opinion" above.

Management Responsibilities for Individual and Consolidated Financial Statements
Management is responsible for the preparation and fair presentation of the individual and consolidated financial statements in accordance with accounting practices adopted in Brazil and for such internal controls as it determines are necessary to permit the preparation of financial statements free from material misstatement, whether caused by fraud or error. In the preparation of the individual and consolidated financial statements, Management is responsible for assessing the Company's ability to continue operating and disclosing, when applicable, matters related to its operational continuity and the use of this accounting basis in the preparation of the financial statements, the unless Management intends to liquidate the Company and its subsidiaries or cease operations, or has no realistic alternative to avoid the closure of operations. Those responsible for managing the Company and its subsidiaries are those responsible for supervising the process of preparing the financial statements.

Auditor's responsibilities for auditing individual and consolidated financial statements
Our objectives are to obtain reasonable assurance about whether the individual and consolidated financial statements, taken as a whole, are free from material misstatement, whether caused by fraud or error, and to issue an auditor's report containing our opinion. Reasonable security is a high level of security, but not a guarantee that the audit carried out in accordance with Brazilian and international auditing standards always detects any material misstatements that exist. Misstatements may arise from fraud or error and are considered material when, individually or jointly, they could influence, within a reasonable perspective, the economic decisions of users taken based on said financial statements. As part of an audit performed in accordance with Brazilian and international auditing standards, we exercise professional judgment and maintain professional skepticism throughout the audit. In addition: • We identified and assessed the risks of material misstatement in the individual and consolidated financial statements, whether due to fraud or error, planned and performed audit procedures in response to such risks, and obtained sufficient appropriate audit evidence to substantiate our opinion. The risk of not detecting a material misstatement resulting from fraud is greater than that resulting from error, as fraud can involve circumventing internal controls, collusion, forgery, omission or intentional misrepresentation.

• We obtain an understanding of internal controls relevant to the audit in order to plan
audit procedures appropriate to the circumstances, but not for the purpose of expressing an opinion on the effectiveness of the internal controls of the Company and its subsidiaries.
• We evaluated the adequacy of the accounting policies used and the reasonableness of the accounting estimates and respective disclosures made by Management.
• We conclude on the adequacy of the use, by Management, of the going concern basis of accounting
operational and, based on the audit evidence obtained, if there is material uncertainty regarding events or conditions that may raise significant doubts regarding the ability of the Company and its subsidiaries to continue as a going concern. If we conclude that a material uncertainty exists, we must draw attention in our auditor's report to the related disclosures in the individual and consolidated financial statements or include a modification in our opinion if the disclosures are inadequate. Our conclusions are based on audit evidence obtained up to the date of our report. However, future events or conditions may lead the Company and its subsidiaries to no longer remain in operational continuity.

• We evaluated the overall presentation, structure and content of the financial statements, including the disclosures and whether the individual and consolidated financial statements represent the related transactions and events in a manner consistent with the objective of fair presentation.
• We obtain sufficient appropriate audit evidence relating to the financial information of the Group's entities or business activities to express an opinion on the consolidated financial statements.
We are responsible for the direction, supervision and performance of the Group's audit and, consequently, for the audit opinion.

We communicate with those responsible for management regarding, among other aspects, the planned scope, timing of the audit and significant audit findings, including any significant deficiencies in internal controls that we identify during our engagements. Belo Horizonte, April 27, 2021

DELOITTE TOUCHE TOHMATSU
Independent Auditors
CRC nº 2 SP 011609/Oÿ8 "F" MG

Daniel de Carvalho Primo
Counter
CRC nº MG 076441/O-9

CONSTRUCTION

GDP growth is revised downwards

Scenario imposed by the scarcity of inputs leads Cbic to reduce the initial forecast of increase from 4% to 2.5% in 2021

Brasília - The construction industry started 2021 with an expectation of 4% growth in the year, which would correspond to its highest increase since 2013.

However , with the scenario imposed by the lack of inputs, the estimate for the Gross Domestic Product (GDP) of the sector fell to 2.5% for 2021.

Last year, the construction industry's GDP was negative by 7%. While in the first quarter of 2020, GDP fell by 1.6%, in the same period of this year the drop should be around 0.8% to 1%.

The evaluations were presented yesterday by the Brazilian Chamber of Industry Construction (Cbic), which points out, as the reason for the reduction, the difficulties imposed by the shortage and high prices of materials. For the entity's president, José Carlos Martins, there is no prospect of change in this scenario.

"We are concerned in the sense that we are not seeing horizons for this to be reversed," he said.

He spoke during a virtual seminar held yesterday morning by the Cbic to discuss the sector's performance. The broadcast recording is available on the camera's YouTube channel.

The National Construction Cost Index (INCC) of materials and equipment, calculated by the Getúlio Vargas Foundation (FGV), showed a 27.26% increase in prices, in the accumulated 12 months, ended in March of this year. According to the Cbic, it is the highest increase in the period since the index began to be calculated in 1998.

A February study by the National Confederation of Industry (CNI) showed that more than 70% of industries have difficulties in obtaining raw material, which impacts the level of activity. As a result, the good results achieved by the construction industry in the second half of 2020 were not maintained in the first quarter of this year.

Perspectives - According to the Cbic, the level of construction activity began to lose intensity from December onwards and the sector ended the first quarter of 2021 in a downward trend. The optimistic perspectives have also been losing intensity since January and are at the lowest level since July last year.

Cbic cited data from the Construction Industry Survey, carried out by CNI with the support of the chamber, who point out that the problem of lack of inputs or their high cost spread even further in the first quarter of 2021, accompanied by an unsatisfactory financial situation . Entrepreneur confidence and the intention to invest also accumulate setbacks.

> *"The definition that is made of construction as a locomotive of the economy serves both to accelerate growth and to slow it down. When it comes with the expectation of a reduction, it worries us*

This year's activity indicator in the sector in March was 44.9 points, 6.5 points below that observed in August 2020, when construction began to strengthen its pace, after the drop observed in the first two months of the pandemic . According to Cbic, it is the lowest level of activity since March 2020, when there was still no complete perception that the real estate market would have excellent results in the second half of 2020.

The real estate sector ended 2020 with a 17.8% drop in the number of launches ments, compared to 2019. In the same period, however, the number of new properties sold rose by 9.8%. "With these results , plus the 12.3% reduction in the final supply of new properties, the perception was that in 2021 new launches would show a strong expansion. But now There are still doubts whether this will actually happen, due to the shortage and the increase in input prices , which cause uncertainty about the future", explained the Cbic, in a statement.

As a result, the sector also contracted less. In the first two months of 2021, the construction created, on average, 44,000 new vacancies with a formal contract per month. In March, that number dropped to around 25,000 jobs, according to data released last Wednesday by the Ministry of Economy.

Impact - The president of Cbic warned that the construction industry is an important indicator of economic growth. In this sense, the uncertainties of the current scenario delay investments and reduce the economy's ability to recover.

According to him, the construction sector has great capillarity and directly affects 97 other sectors. "A The definition that is made of construction as a locomotive of the economy serves both to accelerate growth and to slow it down. When it comes to the future expectation of a reduction in activity, this worries us because activity in Brazil itself will reduce, due to the capillarity we have within the economy", said José Carlos Martins.

As an example, he cites the sanitation sector. The expectation was that the new Sanitation Legal Framework would boost works in the sector. However, according to Martins, with the increase in the price of raw materials, many companies that won tenders do not want to sign contracts, as they will not be able to absorb the costs. "We have one problem that is long term," he pointed out.

Casa Verde Amarela - For the Cbic, the estimate of 2.5% GDP growth in the sector can be considered optimistic. However, this number may still decrease, if the work stoppage of the Casa Verde Amarela program, referring to track 1, is confirmed , due to the cut in the funds allocated to the program in the 2021 Budget , sanctioned last week by the federal government.

According to Martins, R$ 1.5 billion were foreseen, but the value fell to R$ 29 million. Added to this, the contracts are at a fixed price, so the sector was already suffering from the increase in input costs. The entity works together with the National Congress to find some space to help the sector and reverse this situation.

The Cbic president explains that there are works in progress for 217,000 housing units, which employ around 250,000 direct workers. These are projects that were contracted a long time ago or that had been paralyzed in the past precisely because of lack of payments and have now been resumed. **(ABr)**

Machine Translated by Google

RECUPERATION PLAN

Assembly votes today on Restart Mina

Amendment included in the bill establishes an emergency income of BRL 500 for families in extreme poverty

SANDRA CARVALHO

Restart Minas, an economic recovery plan for the sectors most affected by the pandemic in the state, will be voted on this morning, in the second round, by the plenary of the Legislative Assembly of Minas Gerais (ALMG). Yesterday , the proposal was approved in two shifts by the Financial and Budgetary Oversight Committee (FFO). Among the amendments maintained by the commission is one that creates an emergency income of R$ 500 for families in extreme poverty, in addition to others that provide tax benefits and facilitate the release of credit.

Among the rejected amendments is the proposed amnesty for fines and the revocation of operating permits for non-essential businesses caught in breach of the wave purple.

As it is authored by all 77 state deputies, the prediction of some politicians is that the Bill (PL) 2442/21 is approved today with ease, by the vast majority.

Recomeça Minas is the result of 16 regional meetings promoted by the ALMG to hear the economic sectors of all regions of the State about the main difficulties due to the Covid-19 pandemic.

The project proposes stimuli for economic recovery in the state on two fronts. One of them provides tax incentives for the settlement of debts of companies and individuals with the State. It is estimated that R$ 2 billion will be collected from these renegotiations. On another front, there is the direction of these funds raised for the exemption of sectors most affected by the pandemic and help for the low-income population.

Support - The project has the support of representatives of the retail trade, one of the sectors most affected by the pandemic in the state. "We need to resume our growth, create jobs. It is necessary to give tax incentives to companies. The pandemic has left us in a desperate situation ," said the president of the Federation of Chambers of Shopkeepers of the State of Minas Gerais (FCDL-MG), Frank Sinatra.

He also highlights the importance of aid of R$ 500 to families in extreme poverty. "It will contribute to bringing this portion of the population back into the economy, mainly for purchases of essential goods. The

> *"We need to resume our growth, create jobs. Incentives must be given to companies. The pandemic has left us in a desperate situation."*

very important, we get the economy going again". Sinatra also defended the release of new lines of credit with easier access . "We need competitive rates and special conditions".

Less bureaucracy in releasing credit is also a point defended by the director of the Federation of Commerce in Goods, Services and Tourism of the State of Minas Gerais (Fecomércio-MG), José Mário Rodrigues Pereira.

"Easier access to credit for micro and small companies is essential for this recovery movement . Many companies that's it no recourse to even start over. We are in such a serious situation that it is not possible for the sector to withstand another long stoppage due to the pandemic. It is necessary that the public power really help us at this moment, and Recome Minas represents hope".

For Pereira, the state government is in a position to facilitate access to credit via the Development Bank of Minas Gerais (BDMG). "Today we still see many difficulties in accessing these lending channels. Tax incentives are important, but without credit it is not possible to resume", he observed.

Zema guarantees payment of aid

Governor Romeo Zema confirmed, yesterday afternoon, the payment of emergency aid of R$ 500 – per family – to Minas Gerais citizens in extreme poverty, with *per capita* income. up to BRL 89, according to the Registry database Single for Social Programs (CadÚnico). The expectation is that 1.080 million families will benefit. The measure was approved yesterday by the Legislative Assembly of Minas Gerais (ALMG) in the first round.

According to the proposal, the forecast is that the aid of BRL 500 will be paid in a single installment in August of this year, after the payment of the last installment of the emergency aid that is being carried out by the federal government.

"Supporting families who need it most is urgent. Therefore , we are going to pay aid of R$ 500, in a single installment, to those who are in extreme poverty. Since the end of last year, we have been studying ways to make this payment. After all, I 've found a broken state , and we're fixing house. And the solution came from dialogue, from the sum of forces by the Powers, which have a common objective: to improve the lives of our people", said the governor via social networks.

Zema explained that resources from Refis will be used to pay the aid , a company debt renegotiation program approved by the state government in March of this year at the National Council for Finance Policy (Confaz).

Refis covers all Tax on Circulation of Goods and Service Provision (ICMS) debts, outstanding or in installments, registered or not in overdue debt, incurred up to December 2020, and will guarantee companies that adhere to it discounts of up to 90% on interest and fines on your ICMS debts. Payment can be made in up to 84 **installments. (Agência Minas)**

AG PARTICIPAÇÕES EM DESENVOLVIMENTO URBANO SA

CNPJ: 18.630.540/0001-14

MANAGEMENT REPORT - 2020

To the shareholders, we are pleased to submit for appreciation and judgment by you. the Financial Statements of AG Participações em Desenvolvimento Urbano SA, for the year ended December 31, 2020. The Financial Statements were prepared in accordance with accounting practices adopted in Brazil, which cover Brazilian corporate law, pronouncements, guidelines and the interpretations issued by the Accounting Pronouncements Committee (CPC), as well as the concepts introduced by Law nº 11,638/07 and Law nº 11,941/09. The Board.

BALANCE SHEET DRAWN UP FOR THE FINANCIAL YEAR ENDED DECEMBER 31, 2020 (Amounts expressed in thousands of reais)

ACTIVE	31/12/2020	31/12/2019
CURRENT		
Cash and cash equivalents	2	
Total current assets	2	
NOT CIRCULANT		
Long-term realizable assets:		
Credit with related parties	13.581	13.581
Total non-current assets	**13.581**	**13.581**
TOTAL ASSETS	**13.583**	**13.581**

PASSIVE	31/12/2020	31/12/2019
CURRENT		
Taxes to collect	2	
Related parties	4	1
Total current liabilities	6	31 32
NOT CIRCULANT		
Provision for loss on investments	279.207	172.060
Related parties	473	363
Total non-current liabilities	**279.680**	**172.423**
NET WORTH		
Capital social	98.237	98.237
Other comprehensive income	(21)	12.863
Acumulated results	(364.319)	(269.974)
Total equity	**(266.103)**	**(158.874)**
TOTAL LIABILITIES AND SHAREHOLDERS' EQUITY	**13.583**	**13.581**

INCOME STATEMENT FOR THE YEAR ENDED ON DECEMBER 31, 2020 (Amounts expressed in thousands of reais, except earnings per share)

	31/12/2020	31/12/2019
OPERATIONAL EXPENSES		
General and Administrative Expenses	(81)	(84)
Equity Income	(94.263)	(80.760)
	(94.344)	(80.844)
OPERATING RESULT BEFORE RESULT FINANCIAL	**(94.344)**	**(80.844)**
FINANCIAL RESULT		
Financial expenses	(1)	(1)
	(1)	(1)
INCOME BEFORE TAXES	**(94.345)**	**(80.845)**
Income tax and social contribution		
NET INCOME FOR THE YEAR	**(94.345)**	**(80.845)**
FINANCIAL YEAR RESULT PER SHARE	**(0,9604)**	**(0,0864)**

COMPREHENSIVE INCOME STATEMENT FOR THE YEAR ENDED DECEMBER 31, 2020 (Amounts expressed in thousands of reais)

	31/12/2020	31/12/2019
Net income for the year	(94.345)	(80.845)
Amounts that will be subsequently reclassified to income for the year when specific conditions are met:		
Change in the fair value of an active financial instrument, reflecting	(12.884)	(4.371)
	(12.884)	(4.371)
Total comprehensive income for the year	**(107.229)**	**(85.216)**

STATEMENT OF CHANGES IN SHAREHOLDERS' EQUITY FOR THE YEAR ENDED DECEMBER 31, 2020 (Amounts expressed in thousands of reais)

	Capital Social	Valuation adjustments	Equity losses accumulated	Total
BALANCES AS OF DECEMBER 31, 2018	98,237	17,234	(189,129)	(73,658)
comprehensive results				
Other comprehensive income		(4.371)		(4.371)
Income for the year			(80.845)	(80.845)
BALANCES AS OF DECEMBER 31, 2019	98,237	Comprehensive	**12.863**	**(269.974)** **(158.874)**
income				
Other comprehensive income		(12.884)		- (12.884)
Income for the year			(94.345)	(94.345)
BALANCES ON DECEMBER 31, 2020	98,237		**(21)**	**(364.319)** **(266.103)**

STATEMENT OF CASH FLOWS FOR THE YEAR ENDED ON DECEMBER 31, 2020 (Values expressed in thousands of Reais)

	31/12/2020	31/12/2019
CASH FLOW FROM OPERATING ACTIVITIES		
Income for the year	(94.345)	(80.845)
Expenses (income) that do not affect cash:		
Equity	94.263	80.760
	(82)	(85)
Changes in operating assets and liabilities:		
Related parties	(27)	28
Taxes to collect	1	
	(26)	28
Net cash used in operating activities	**(108)**	**(57)**
CASH FLOW FROM ACTIVITIES OF INVESTMENTS	-	-
CASH FLOW GENERATED FROM ACTIVITIES OF FINANCING		
Advance for future capital increase	110	56
Net cash generated by financing activities	**110**	**56**
INCREASE IN CASH AND CASH EQUIVALENTS	**2**	**(1)**
Cash and cash equivalents at the beginning of the year	-	1
Cash and cash equivalents at the end of the year	2	-

The complete Financial Statements, together with the Moore Consulting News Auditores Independentes report, are available at the Company's headquarters.

EXECUTIVE DIRECTORS

Bruno Gonçalves Siqueira
Fernando Santos Salles

Gustavo Braga Wednesday Coutinho
Paulo Marcio de Oliveira Monteiro

RESPONSIBLE ACCOUNTANT: Márcio Magno de Abreu - CRC-MG 089.771/O-1

HOSPITAL DE EYES OF MINAS GERAIS SA

CNPJ: 65.279.663/0001-32

Balance sheets As of December 31, 2020 and 2019 (Values expressed in thousands of Reais)

Active	Use	2020	2019
Current			
Cash and Cash Equivalents Financial	5	29.160	630.040 196
Investments on Term Accounts Receivable		6.186	493.329
Advances Granted	6	1.348.341	74.570 62.914
	7	132.347	129.533 8
Taxes to recover		297.030	300.217 9
Stocks		3.342.936	5.547.819 **4.369.567**
Loan		**8.025.050**	
Not CIRCULANT			
Achievable in the Long Term		19.542	2.540.500 10
Investments		4.431.588	4.755.992 11 5.073.496
Immobilized		5.518.272	4.312 4.312 **9.528.938**
Intangible			**12.819.076 13.898.505**
		20.844.126	**2020 2019**
total assets			
Liabilities and equity	**Use**		
Current			
Customer advance		66.928	
Suppliers	12	302.309	366.176 232.351
Labor obligations	14	268.248	246.501 255.407
Tax Obligations	15	85.000	1.735.819 24.494
Loans and Financing	13	**933.090**	**2.650.144**
Other bills to pay			
Not CIRCULANT			
Loans and Financing - LP		391.116	3.095.035
Long Term Accounts Payable			
		391.116	**3.095.035**
Net worth			
Capital	16	232.283	232.283 899.100
Capital Reserve Profit		899.100	11.431.302
Reserve Legal Reserve		13.955.950	11.614 11.614
Total		**12.574.299**	**15.098.947**
shareholders' equity Total liabilities		**13.898.505**	**20.844.126**
and shareholders' equity The explanatory			

notes are an integral part of these financial statements.

Explanatory Notes to the Financial Statements for the Year on December 31, 2020 - Amounts Expressed in Reais R$

1. Operational Context - Hospital de Olhos de Minas Gerais SA, incorporated on February 11, 1991, is a privately held corporation, headquartered in Nova Lima – MG, whose corporate purpose is to provide medical services – hospitals in the specialties of ophthalmology, plastic, aesthetic and restorative surgery and surgeries in general and the development of studies and research in the area of health.

2. Basis of Preparation - The financial statements were prepared and are being presented in accordance with accounting practices adopted in Brazil (BRGAAP), required for the years ended December 31, 2020, which take into account the provisions contained in the Brazilian Corporate Law – Law no. 6,404/76, in the pronouncements, guidelines and interpretations issued by the Accounting Pronouncements Committee - CPC and approved by the CFC – Federal Accounting Council. Comprehensive income statements are being presented, however, there are no amounts to be presented on this concept, that is, the income for the year is equal to the total comprehensive income. These financial statements were approved and authorized for disclosure by the Executive Board on April 26, 2021. **3. Main Accounting Practices** - The summary of the main accounting policies adopted by Hospital de Olhos de Minas Gerais is as follows: **a. Recognition of revenues and calculation of results -** Revenues and expenses are recorded on an accrual basis. Revenue is measured at the fair value of the consideration received or receivable, less any estimated disallowances, discounts granted and other similar deductions. **B. Adjustment to present value of assets and liabilities -** Long-term monetary assets and liabilities are monetarily amortized and, therefore, are adjusted to present value. The adjustment to present value of short-term monetary assets and liabilities is calculated and only recorded if considered relevant in relation to the financial statements taken as a whole. **w. Property, plant and equipment -** Property, plant and equipment are stated at cost and valued at the attributed cost less accumulated depreciation and impairment. Property, plant and equipment costs include all expenses to bring them to their location and conditions of use and, in the case of qualifying assets, also include capitalized borrowing costs.

Depreciation of assets starts when they are ready for their intended use and is recognized based on their estimated useful life by the Tax Authorities, so that the cost value less their residual value after their useful life is fully written off. Estimated useful lives, residual values and depreciation methods are reviewed at balance sheet closing and the effect of any change in estimates is accounted for prospectively. When existing, assets held under finance leases are depreciated over their expected useful lives in the same way as own assets. Currently, the company does not have assets acquired through financial leasing in its fixed assets. Expenses with the replacement of components of property, plant and equipment items that are recorded separately, including those arising from major renovations, are accounted for in property, plant and equipment. Other expenses are capitalized only when there is an increase in the economic benefits of that item. Any other type of expense is recognized in profit or loss as a cost or expense. **d. Current taxes -** The provision for current income tax and social contribution is based on taxable income for the year. Taxable income differs from income shown on the income statement because the company is currently in presumed income. **It is. Non-derivative financial instruments -** Financial instruments include financial investments, receivables, cash and cash equivalents, as well as accounts payable and other debts. Financial assets or liabilities are offset and the net amount presented in the balance sheet when, and only when, Hospital de Olhos de MG SA has the legal right to offset the amounts and intends to settle on a net basis or to realize the asset. and settle the liability simultaneously. The classification of non-derivative financial assets is presented in the loans and receivables category. The classification depends on the nature and purpose of the financial assets and is determined on the date of initial recognition. All normal acquisitions or disposals of financial assets are recognized or derecognized on a trade date basis. Normal acquisitions or disposals correspond to acquisitions or disposals of financial assets that require the delivery of assets within the time frame established by rule or market practice. **(i) Loans and Receivables -** Receivables are non-derivative financial assets with fixed or determinable payments that are not quoted in an active market. Receivables comprise cash and cash equivalents, accounts receivable from customers and other receivables. They are measured at amortized cost using the effective interest rate method. **(ii) Cash and cash equivalents -** Cash and cash equivalents are cash balances and financial investments with an original maturity of three months or less from the contracting date, subject to insignificant risk of change in value. **f.**

Non-derivative financial liabilities - Non-derivative financial liabilities

Income Statements On December 31, 2020 and 2019 (Values expressed in thousands of Reais)

	Notes 2020	2019
Net operating revenue	17 10.165.760	16.949.455 18
Costs of Services Provided	(5.724.275)	(9.069.033)
gross profit	**4.441.485**	**7.880.423**
Operating income/(expenses)		
General and Administrative	19 (3.993.351)	(4.875.676)
Depreciation	(557.243)	(561.981)
Tax Expenses Non-deductible Expenses Other	(30.102)	(43.250)
Income (Expenses) Operac.	5.000	
	(4.575.695)	**(5.480.906)**
Earnings before financial income and expenses Financial	**(134.211)**	**2.399.516**
income/(expenses), net 20 Financial income	52.011	37.240
Financial expenses	(446.397)	(930.982)
	(394.386)	**(893.742)**
Result of Equiv. Equity Profit before income tax and social contribution Income	(324.404)	(827.706)
tax and contrib. social 21	**(853.000)**	**678.068**
Net profit for the year	(321.616)	(535.984)
	(1.174.616)	**142.085**

Management's explanatory notes form an integral part of the financial statements.

Statements of Comprehensive Income As of December 31, 2020 and 2019 - (Amounts expressed in thousands of Reais)

	2020	2019
Net income for the year (1,174,616) 142,085 **Total comprehensive income for the year (1,174,616) 142,085** The explanatory notes are an integral part of the financial statements.		

Derivatives are classified in the category of other financial liabilities. Such financial liabilities are initially recognized at fair value plus any attributable transaction costs. After initial recognition, these financial liabilities are measured at amortized cost using the effective interest rate method. Non-derivative financial liabilities comprise: trade payables and other liabilities. **g. Provisions -** Provisions are recognized for present obligations, legal or presumed, resulting from past events, in which it is possible to reliably estimate the amounts and whose settlement is probable. Provisions are recorded based on the best estimates of management and its legal advisors regarding the risks involved. **4. Key Accounting Judgments and Sources of Uncertainty in Estimates -** In applying accounting policies, Management must make judgments and prepare estimates regarding the carrying amounts of assets and liabilities for which they are not easily obtained from other sources. Estimates and related assumptions are based on historical experience and other factors considered relevant. **5. Cash and Cash Equivalents - Cash** equivalents are held for the purpose of meeting short-term cash commitments and not for investment or other purposes.

Include cash and demand bank deposits.

	2020	2019
Immediate Availability Caixa Banco	496	496
account	28.664	629.544
movement	**29.160**	**630.040**

6. Clients

Covenant Clients	2020	2019
Customers - Health Plan	104.682	931.389
Clients - Legal Entity	1.852	5.368
Total Clients Agreement	**106.534**	**936.758**
Private Clients		
Clients - FAQ		
(-) Receipts to Classify		
Post-Dated Checks	30.344	15.965
Credit Cards	356.451	395.619
Total Private Clients	**386.795**	**411.584**
Total Customers	**493.329**	**1.348.341**

The accounts receivable account is mostly made up of amounts receivable from health plans associated with the Hospital and private clients. **7. Advances**

	2020	2019
Advances to suppliers	45.034	50.706
Advances to Employees	29.536	12.208
Medical transfer advances		
	74.570	**62.914** The

Advances account is made up of amounts passed on to suppliers of materials and services as advances and amounts passed on to physicians referring to advances for consultations performed, as well as amounts passed on to employees as advances on vacations. **8. Stock**

	2020	2019
Central Warehouse	127.218	113.545
Medicines	47.691	58.121
OPME	122.120	128.551
	297.030	**300.217**

9. Fento

	2020	2019
Empreendimentos Imobiliários Loans Candida	3.172.936	4,541,598
de Souza Educational Institute CSC Services	170.000	1,004,286
		1,935
	3,342,936	**5,547,819** The Loans

to Members account comprises amounts transferred to members for future amortization. **10. Investments**

Shares and Holdings Agora	2020	2019
Participações Ltda Fento	3.303.098	3.496.631
Empreendimentos Imobiliários e Representações	1.128.290	1.259.161
Ltda Unicred	200	200
	4,431,588	**4,755,992**

The Investment Amounts refer to the percentage of participation of Hospital de Olhos in the companies Fento Empreendimentos Imobiliários e Representações Ltda, Ágora Participações Ltda and acquisition of quotas of SICOOB UNICRED. The result with the MEP for the year 2020 in the company Fento Empreendimentos Imobiliários e Representações Ltda was a loss of BRL (130,870.50) representing a 70% interest and in the company Ágora Participações Ltda it was a loss of BRL (193,533 .52) representing an 85% share. The interest acquired from UNICRED does not have variation calculated using Equity Income. **11. Fixed Assets**

	2019	Addition	Casualties/ Transfer	2020
Improvements in Third Party Properties	5.169.801			5.169.801
Equip. Doctors	1,346,890	405,340	Machinery and	1.752.230
Equip.	1.639.731	118		1.639.849
Cirurgical instruments	76.115			76.115

Statement of changes in shareholders' equity - (Values expressed in thousands of Reais)

	Capital social	Capital Reserve	Profit Reserve	Legal Reserve	Profit Liquid	Total of liquid assets
Balances on December 31, 2018	**232.283**	**899.100**	**16.038.219**	**11,614**		**17.181.216**
Net profit for the exercise					142.085	**142.085**
Profit Distribution			(2.200.876)			**(2.200.876)**
Constitution of profit reserves			142.085		(142.085)	
Previous Exercise Adjustment			(23.478)			**(23.478)**
Balances on December 31, 2019	**232.283**	**899.100**	**13.955.950**	**11.614**		**15.098.947**
Net income for the year Profit					(1.174.616)	**(1.174.616)**
Distribution Profit Reserves			(1.195.079)			**(1.195.079)**
Adjustment Previous Year **Balances on**			(1.174.616)		1.174.616	
December 31, 2020 232,283			(154.953)			**(154.953)**
899,100 The explanatory notes from Management are an integral part of the financial			**11.431.302**	**11.614**		**12.574.298**

statements.

Statements of Cash Flows As of December 31 2020 and 2019 - (Amounts expressed in thousands of reais)

		2019
Cash flow from operations 2020 Net Income for the Year		
(1,174,616)		**142.085**
Items that do not affect the cashier		
Depreciation/amortization	(557.243)	561.981 (436.554)
Adjustments from previous years Equity	150.551	(324.404) 827.706
Income	**(729.523)**	**1.682.323**
(Increase) / decrease in Assets		
Bills to receive	855.013	(24.556) (11.656)
Advance Granted	(30.762)	
Taxes to recover	(2.814)	13.783 3.187
Stocks	36.729	2.204.883
Other Credits Receivable	2.797.270	
Other Long Term Credits	2.520.958	(2.437.186)
	5.569.571	**355.278**
Increase / (decrease) in Liabilities		
Suppliers	(63.867)	5.763
Customer advance	66.928	
Labor obligations	(35.897)	(2.866)
Tax Obligations	(8.905)	(561.022)
Other bills to pay	(24.494)	(35.799)
	(66.235)	**(593.924)**
Net cash from operating activities	**4,773,813**	**1,443,677** **Cash flow from investing activities**
Acquisition of Fixed Assets Acquisition	(30.866)	
of Intangible Assets **Net Cash from Investing Activities Cash Flow from Financing Activities**	**(30.866)**	
Loan Payments Borrowing Profit		
Distribution **Net cash from**	(4.154.738)	1.248.273
financing activities	(1.195.079)	(2.200.876)
(Decrease)/increase in cash and cash equivalents Cash	**(5.349.817)**	**(952.603)**
and cash equivalents of cash at the beginning of the period	**(606.870)**	**491.074**
Cash and Equiv. cash at period end **(Decrease)/**	636.226	145.152
increase in cash and cash equivalents	29.356	636.226
	(606.870)	**491.075**

Management's explanatory notes form an integral part of the financial statements.

	2019	Addition	Casualties/ Transfer	2020
furniture and Utensils	350.307			350.307
land	130.383		- (130.382,76)	
Computers	28.275		(471,87)	27.803
Installations	415.440			415.440
Machinery and Equip.	17.984			17.984
	9.174.926	**405.458**	**(130.854,63)**	**9.449.529**
Miscellaneous **Total** (-) Machinery and Equip.	(1.892.450)		(468.784,00)	(2.361.233,71)
Hospital (-) Furniture and utensils	(242.648)		(35.021,76)	(277.669,28)
(-) Computers and Peripherals (-)	(27.727)	1.871,80	(1.947,82)	(27.802,85)
Installations (-)	(279.113)		(41.544,00)	(320.657,00)
Machines and Equip. Miscellaneous	(9.669)		(1.798,44)	(11.467,30)
(-) Improvements in Real Estate	(1.205.048)		(172.154,40)	(1.377.202,80)
Total				
Depreciation	**(3.656.654)**	**1.872**	**(721.250)**	**(4.376.033)**
Total Net of Fixed Assets	**5.518.272**	**407.330**	**(852.105)**	**5.073.496**

In 2020, management considered, in general, the depreciation rates allowed by tax legislation, without the practice of periodically reviewing useful life estimates and determination of residual value, which are fundamental for defining the amount to be depreciated according to NBC TG 27 – fixed assets. **12. Suppliers**

Merchandise Suppliers 2020 2019

Accioly Centro da Visão Ltda 38,212 35,212 Carl Zeiss Do Brasil Ltda 31,216 84,578 Allianz Saúde 29,260 36,137 22,496 22,496 18,459 10,006 18,343 13,853 15,042 31,299 15 .000 10,963

Anesthesiologic Assistance Service Biohosp Hospital Products Novartis Biociencias S/A Bayer SA Gusmão & Godinho Law Firm Consorcio Otimo de Ticketing 223 Philips Clinical Informatics - Sistemas de Inform. Ltda 10,486 10,245 Other Suppliers 92,833 122,127 **302,309 366,176**

The supplier account is made up of open amounts related to the purchase of goods and services that will be settled later.
We analytically demonstrate the most relevant outstanding amounts, with the remainder segregated in "Other Suppliers" due to the high number of suppliers.

13. Financing and Loans Individual Loan	2020	2019
Banco Itau - Working Capital	85.000	
Banco Unicred CSC Shared Services		815.180
		850.639
		70.000
	85.000	**1.735.819**

The loans taken out by Hospital de Olhos from the financial institution were contracted for working capital.

14. Obligations and Charges Without Salaries	2020	2019
Salaries and Pro-Labore payable	33.860	43.353
INSS payable FGTS	48.323	54.289
payable Vacation	9.011	15.263
provisions and charges Other labor	120.647	151.515
and social obligations	20.510	3.829
	232.351	**268.248**

The Obligations and Charges on Salaries account is made up of amounts referring to the provision for the amount of Salaries Payable and Pro-Labor Withdrawal payable, as well as taxes and contributions levied on the Payroll, paid in the month following the incurred. **15. Taxes and Contributions Payable**

	2020	2019
IRRF/PIS/COFINS/CS Withheld to be Collected	18,441	24.672
Provisions for IRPJ/CSLL PIS/ COFINS to be collected	79,465	113.838
	30,180	42.029
ISSQN to be collected	17,084	25.091
ISSQN to Withheld to be Collected	4,330	869
Installment Law No. IN 1.711	97,003	48.908
	246,501	**255.407**

The Taxes and Contributions Payable account is made up of amounts related to obligations that were subject to installments, whose maturities extend until 2024 and taxes levied on billing and withheld at source. **16. Equity**

	2020	2019
Capital Social	232,283	232,283
	232,283	**232,283**

The share capital is in the amount of R$ 232,282.76 (two hundred and thirty-two thousand, two hundred and eighty-two reais and seventy-six cents) and is represented by 100,000 common shares, with no par value and of a single class.

	2020	2019
Profit Reserve	11,431,302	13,955,950 899,100
Capital Reserve	899,100	11,614 11,614
legal reserve	**12,342,016**	**14,866,664** In

the 2020 financial year, a net loss of R$ 1,174,616 (One million One hundred and seventy-four thousand, six hundred and sixteen reais), being incorporated into the Profit Reserve account. Within the Profit Reserve account, an adjustment for previous years was made in the amount of R$ 436,554 (Four hundred and thirty six thousand, five hundred and fifty four reais), referring to various adjustments for a better presentation of numbers that demonstrate the company's reality . In 2020, the amount of BRL 1,195,078.81 (One million, one hundred and ninety five thousand, seventy-eight reais) was distributed to the partners referring to Profit Distribution. **17. Revenue -** The company records as revenue the fair value of the consideration received or receivable, based on the accrual principle, determined on reliable bases and with a sufficient degree of certainty. Expenses are recognized in the normal course of the company's activity, and accounted for in the statement of income against the recognition of equivalents.

The net income of Hospital de Olhos de MG SA is broken down as follows:

Service Provision Revenue Gross Revenue	2020	2019
	10.830.598	18.042.198
	10.830.598	**18.042.198**
(-) Deductions from Revenue		
COFINS W/O Billing	(323.576)	(539.089)
ISS w/o Billing	(215.758)	(359.393)
PIS w/o billing	(70.108)	(116.803)
Discounts given	(54.585)	(77.458)
Customer Return	(811)	
	(664.838)	**(1.092.742)**
Total Net Revenue 18. Cost	**10.165.760**	**16.949.455**

of Services Rendered - The breakdown of balances is presented as follows:

	2020	2019
Personnel cost and social charges	1,952,615	2,737,164 2,828,014
Assistance Costs	4,905,310	943,646 1,426,558
Costs of Materials and Medicines	5,724,275	**9,069,033 19.**
	General and	**Administrative**

Expenses - The balances are broken down as follows:

	2020	2019
Personnel expenses and social charges	516,975	614,266 3,476,376
General costs	4,261,410	**3,993,351 4,875,676**
	20. Net Financial Income/	

(Expenses) - The balances are broken down as follows:

	2020	2019
Financial Income arising from		
Income from financial investments	29.891	25.880
Discounts obtained	22.120	11.359
	52.011	**37.240**
Financial Expenses arising from		
Bank expenses	120.913	202.389
Interest on loans and financing	325.444	667.370
Other financial expenses	40	61.223
	446.397	**930.982**
Financial income / (Expenses), net (394,386) (893,742)		

21. Corporate Income Tax (IRPJ) and Social Contribution on Net Income (CSLL)

	2020	2019
IRPJ - Current	201,578	341,084 120,037
CSLL - Current	194,900	**321,616 535,984**
	Income Tax and Social	

Contribution on Net Income is recognized in the income statement and are calculated based on the tax laws in force or substantially enacted, on the balance sheet date. **22. Financial Instruments -** The Hospital's operations are carried out through the intermediary of the financial area, in accordance with the strategy previously approved by the Hospital's management and board of directors. These operations are carried out with banks of recognized liquidity, which minimizes their risks. The amounts of financial instruments, assets and liabilities, recorded on December 31, 2020, are adjusted to market-compatible amounts.

23. Operational Risk - The Management of Hospital de Olhos de MG S/A understands that it has operational risks inherent to its hospital activity, which are monitored and controlled so that they do not affect the normal continuity of business.

Ricardo Queiroz Guimarães - Managing Partner
CPF: 217.457.576-00
Cleiton Gomes de Oliveira - Accountant
CRCMG 093966/O

Machine Translated by Google

INFLATION

IGP-M closes April with deceleration compared to March

High was 1.51% against 2.94% in the previous month

São Paulo - The General Market Price Index (IGP-M) recorded a rise of 1.51% in April, after rising 2.94% in the previous month, with both producer and consumer inflation accompanying a deceleration in values of fuels.

The data reported yesterday by the Getulio Var gas Foundation (FGV) was above expectations in a Reuters survey , of an increase of 1.37%, and led the index to accumulate a 12-month high of 32.02%.

In April, the Extended Producer Price Index (IPA), which accounts for 60% of the general index and measures changes in wholesale prices, slowed down to 1.84%, from 3.56% in the previous month.

Among the components of the IPA, the group of final goods recorded an increase of 1.1% in April, after having increased 2.5% in the previous month, a deceleration that was attributed to fuels for consumption, whose rate of change changed from 18.64% to -1.08%.

Intermediate goods also slowed down in the period , posting a rise of 3.16%, after jumping 6.33% in March. The subgroup of fuels and lubricants for production tion was pointed out as the main responsible for this movement.

> *"The slowdown of the rate of change in fuels guided the retreat of inflation to the producer and to the consumer*

The consumer also saw the increase in prices diminish, with the Consumer Price Index (CPI), with a weight of 30% over the general index, registering a high of 0.44% in April, against 0.98% in March.

The greatest contribution to the reading came from the group of transports, which slowed down to 1.03% in April, compared to a 3.97% jump in the previous month, reflecting the lower rate of change in gasoline prices - 11.33 % in March to 3.03% in April.

"The deceleration in the rate of change in fuel prices led to a decline in producer and consumer inflation ," said André Braz, coordinator of price indices, in a note.

However, he also highlighted the advance of the IGP-M rate of change in 12 months: "a trend that should continue until next month, given that the IGP-M had risen only 0.28% in May 2020."

The National Construction Cost Index (INCC), in turn, rose 0.95% in the period, after advancing 2.00% in March.

The IGP-M is used as a reference for the correction of contract values, such as property rentals.

(Reuters)

REUTERS - PILAR OLIVARES

The escalation in fuel prices in Brazil lost intensity from March to April

INDUSTRY

Series of uncertainties knocks down confidence

São Paulo - Industry confidence in Brazil dropped for the fourth straight month in April and reached the lowest level in eight months amidst a series of uncertainties surrounding the current situation, according to data from the Getulio Vargas Foundation (FGV) released yesterday . . The Industry Confidence Index (ICI) fell 0.7 points in the month and reached 103.5 points, the lowest level since August 2020 (98.7 points).

"The slow pace of the vaccination process, the devaluation of the real and the shortage of inputs faced by some sectors create an environment of uncertainty that favors the worsening of the current situation and the maintenance of cautious expectations", explained the economist at FGV Ibre Claudia Perdigao.

The Current Situation Index (ISA) fell by 1.4 points in April to 110 points, the weakest level since September 2020 (107.3 points).

The Expectations Index (IE), an indicator of perspectives for the coming months, lost 0.2 points, to 96.9, the lowest level since July 2020 (90.5 points).

"The establishment of job maintenance programs and assistance to companies may contribute to the recovery of expectations for the beginning of the next semester", completed Perdigão.

The government issued in this week provisional measure providing for the renewal of the BEm program, to support formal employment, with an estimated cost of R$ 9.98 billion, an amount that will be covered by an extraordinary credit opened by a second MP.

The Minister of Economy, Paulo Guedes, also stated that the government will soon announce the reissue of Pro nampe, aimed at micro and small companies. **(Reute**

TRENA TERRAPLENAGEM E CONSTRUÇÕES S/A - CNPJ No. 18.742.098/0001-18

BALANCE SHEET (In BRL)

Active	2020	2019
Current		
Cash and cash equivalents	14.346.318,35	12.602.367,30
Customers	773.668,09	701.223,56 93.784,92
miscellaneous credits	296.974,03	2.347.971,42
Stocks	4.624.801,45	7.117.997,76
real estate under construction	3.655.351,34	**24.679.740,54**
Total Current Assets	**21.880.717,68**	
Not CIRCULANT		
achievable in the long term	80.453,65	10.000,00
Other non-current assets	5.750.043,97	
Investments	2.004.239,17	3.689.068,82
Immobilized	1.150.436,38	1.073.485,85
Total Non-Current Assets	**8.985.173,17**	**4.772.554,67**
Total Assets	**33.664.913,71**	**26.653.272,35**

Passive	2020	2019
Current		
Suppliers	820.146,01	567.177,92
Obligations and charges	236.645,47	81.705,25 367.195,22
tax obligations	245.982,92	643.933,32
Other obligations	556.981,95	**2.067.920,02**
Total Current Liabilities	**1.451.848,04**	
Not CIRCULANT		
Other obligations	692.208,66	68.622,04
Real Estate Clients	4.435.632,86	2.140.210,89
Total Non-Current Liabilities	**5.127.841,52**	**2.208.832,93**
Net worth		
Subscribed share capital	5.825.016,00	5.825.016,00
Reserve of dividends to be distributed		
legal reserve	1,184,830.80	1,184,830.80
Retained earnings	19,459,305.37	15,982,744.58
Total Shareholders' Equity	**26,469,152.17**	**22,992,591.38**
Total Liabilities	**33,664,913.71**	**26,653,272.35**

STATEMENT OF PATRI CHANGES LIQUID MONIUM (DMPL)

	Share Capital	Reserve Dividends	Legal Reserve	Retained Earnings	Total
On December 31, 2019	2,758,240.25	0,00	1,184,830,80	5,825,016.00 15,982,744.58	22,992,591,38
Fiscal Year Result					
Adjustments Previous Exercises					
Reserve dividends to be distributed					
SCP's results				3.205.651,29	
Distributed Dividends					
Distributed Profits				-2.487.330,75	
On December 31, 2020	**5,825,016,00**	**0,00**	**1,184,830,80**	**26.469.152.17 19.459,305,37**	

INCOME STATEMENT FOR THE YEAR

	2020	2019
Gross Operating Revenue	22.125.693,10	23.354.544,85
Deductions from Gross	(1.491.663,54)	(999.527,94)
Revenue **Net**	20.634.029,56	22.355.016,91
Revenue Costs of Services and	(14.492.753,89)	(15 747.931,77)
Real Estate **Gross Operating**	**6.141.275,67**	**6.607.085,14**
Profit Disp./Rec. Operate/Not Operate		
Administrative Expenses	(2.972.771,59)	(2.270.599,60)
Commercial Expenses	(34.871,76)	(15.098,27)
Tax Expenses Financial	(54.679,17)	(35.258,83)
Income Net **Operating** Profit Non-	305.653,58	417.270,52
operating Income Non-	**3.384.606,73**	**4.703.398,96**
operating Expenses Operating	0,00	43.500,00
Income **before Income Tax**	(41.023,80)	(14.754,25)
and CSLL IRPJ CSLL **Net Income for the Year**	**3.343.582,93**	**4.732.144,71**
Equity	(373.042,84)	(258.519,81)
Equity	(212.299,84)	(139.129,56)
Adjustments from Prior Years	**2.758.240,25**	**4.334.495,34**
Comprehensive Income	**3.205.651,29**	**3.906.268,76**
	5.963.891,54	**8.240.764,10**

EXPLANATORY NOTES TO THE FINANCIAL STATEMENTS AS OF DECEMBER 31, 2020

1. OPERATIONAL CONTEXT: TRAIN EARTHMOVING E CONSTRUÇÕES SA, located in Belo Horizonte, is engaged in earthmoving, transport, civil construction in general, incorporation and trading of own properties, equipment and property leasing and the trade and industry of building materials in general. **2. PRESENTATION OF THE FINANCIAL STATEMENTS:** The Financial Statements for the year ended December 31, 2020 were prepared in accordance with the accounting practices adopted in Brazil, in compliance with the provisions contained in the Brazilian Corporation Law, and incorporate the changes introduced through Laws 11,638/07 and 11,941/09 and in accordance with NBCT 1941 - Accounting for Small and Medium-sized Companies. **3. MAIN ACCOUNTING PRACTICES:** (a)

Calculation of results: Revenues and Expenses were appropriated on an accrual basis and taxes calculated on a cash basis, in accordance with current legislation. (b) Accounts receivable, other receivables and allowance for loan losses. The company did not make a provision for loan losses.

Belo Horizonte, December 31, 2020

Elisa Rodrigues de Paula Bouissou - Director

Andrezza da Assunção Ribeiro - Accountant CRC-MG 95.736

OMEGA DESENVOLVIMENTO DE ENERGIA 1 SA

CNPJ/MF No. 12.265.122/0001-99

Management report

Dear Shareholders, we present below the financial statements for the year ended December 31, 2020.

Balance Sheets on December 31, 2020 and 2019 (In thousands of reais)

Active	2020	2019
Current assets	**936 928**	
Cash and cash equivalents	45 197	
Other credits	891 730	
non-current assets	**52.781 86.139**	
Immobilized	52.779 86.137	
Intangible	2	2
	52.781 86.139	
total assets	**53.717 87.066**	

Passive	2020	2019
current liabilities	**10.025**	**3.723**
Suppliers	33	66
Labor and tax obligations	53	32
Other obligations	9.940	3.625
non-current liabilities		
Total liabilities	**10.025**	**3.723**
Shareholders' equity attributable to controlling shareholders	**43.692 83.343**	
Capital social	112.427 109.327	
Advance for future capital increase	5.150 800	
profit reserve	(73.884) (26.784)	
Total liabilities and shareholders' equity	**53.717 87.066**	

Income Statements for the year ÿ going into December 31, 2020 and 2019 (In thousands of reais)

	2020	2019
Net operating revenue		(10)
Operation, maintenance and purchase costs		6 – (32)
gross profit		(42)
Operating income (expenses)		Financial expenses (585) (381)
Administrative, personal and general		
Other operating income (expenses)		
Total operating income (expenses)	**(271)**	

	2020	2019
Financial income 6		(0) (110)
		(7) (26)
Net financial income (expenses) (46,515) 110		(7) (135)
Income before IRPJ and social contribution **(47,100)**		(47.101) (448)
Net income for the year		**(47.101) (448)**

Statements of Cash Flows for the year ÿ on December 31, 2020 and 2019 (In thousands of reais)

	2020	2019
Cash flow from operating activities		
Net profit	(47.101) (448)	
Settings:		
Depreciation and amortization		12
	(47.101) (436)	
Variation in operating assets and liabilities		
Customers		
Other credits		
Suppliers	others) (34) (308)	
Labor and tax obligations		
Other bills to pay	2,293	
Cash flow from operating activities	the period **(40,960) 688**	

	2020	2019
investment activities		
Movement of fixed assets	33.357 (8.970)	
Movement of the intangible		12
Cash flow from investing activities	**33.357 (8.958)**	
financing activities		
Transactions on loans 42 (1,219)		
Equity movements (capital, dividends (203) 306		
and	7.450 8.343	
Cash flow from financing activities 21 50	7.450 8.343	
Variation in cash and cash equivalents 6,315	**(152) 71**	
At the beginning of the	197 126	
period At the end of	45 197	

Statements of Changes in Shareholders' Equity for the year ÿ on December 31, 2020 and 2019 (In thousands of Reais)

	Capital social	Advance for future Capital increase	Reserve of profits	Accumulated losses 7	Total
Balances on January 1, 2017	**94.127**	**7.656**	**(26.342)** (6.856)		**75.448**
Capital increase/AFAC	15.199				8.343
Constitution of profit reserve			7	(7)	
Income for the year				(448)	(448)
Others					
Balances on December 31, 2017	**109.327**	**800**	**(26.335)**	**(448)**	**83.343**
Capital increase/AFAC	3.100	4.350			7.450
Constitution of profit reserve			(448)	448	
Income for the year				(47.101) (47.101)	
Balances on December 31, 2018	**112.427**	**5.150**	**(26.784)**	**(47.101) 43.692**	

Explanatory Notes

The financial statements were prepared in accordance with the accounting standards in force in Brazil, issued by the Federal Accounting Council. The complete Financial Statements, accompanied by the Explanatory Notes are available to Messrs. Shareholders at the Company's headquarters.

Executive Board

Gustavo Matos

João Cunha **Rogério Zampronha**

Counter

Wiliam Franco de Oliveira - CRC 1SP 256.533/O-3

ÿÿÿÿÿÿÿÿÿÿÿÿÿÿ

ÿÿÿÿÿÿÿÿÿÿÿÿÿÿ

Machine Translated by Google

CONSCIOUS MINES

Macroregions go for the yellow wave

Improvement in the indicators of the Covid-19 pandemic makes it possible to release the entire state from the most restrictive phase

MARA BIANCHETTI

Originally created under the *slogan* "Minas Consciente – Restarting the economy the right way", in April 2020, the economic program of the Minas Gerais government reaches a year of implementation , having undergone some modifications and even faced a critical period of collapse in the Minas Gerais hospital network, which culminated in the so-called purple wave, imposed to all 853 municipalities in Minas Gerais.

Yesterday, after 45 days, the improvement in the indicators made it possible to release all macro-regions from the most restrictive phase of the Minas Consciente plan, allowing the adoption of more flexible measures to open trade and other activities throughout Minas Gerais. It is also on this date that the Secretary of Economic Development , Fernando Passálio, celebrates the results of the program, which totals 670 municipalities registered and around 13 million miners impacted.

"The initiative of Minas Consciente was from the economic area , which proposed, at the request of the governor, a plan for economic recovery in a correct and safe way, since at that time (April / 2020) many cities in the interior were starting to release the activities without following any criteria or security, as they are unable to structure a committee. The program was created to keep the maximum number of companies and jobs saved , but in harmony and within the limits of health. And the greatest proof of success is that the macro-regions with the highest level of adherence among municipalities also had the best rates and advanced more quickly in flexibility", he explained.

Another data that, in the secretary's assessment, corroborates the effects of Minas Consciente concerns the impact of the pandemic on the generation of jobs in the State. In the first quarter of 2021 alone , Minas Gerais accounted for 108,109 new vacancies, according to data from the General Register of Employed and Unemployed People (Caged), of the Ministry of Economy. "Minas was one of the states with the least impact in the Southeast region", he commented.

Still in Passálio's evaluation, one of the great differentials of the plan is, precisely, in its elaboration, which was done in a participative way, listening to business entities, the Covid-19 Extraordinary Committee and State control bodies.

Flexibilization - With the new flexibility, the North , Triângulo do Norte, Vale do Aço and Jequitinhonha regions will be able to follow the norms of the yellow wave starting tomorrow, after publication in the Official Gazette . The micro-regions of Curvelo, Patos de Minas, João Pinheiro, Carangola, Muriaé, Ubá, Cássia/Passos, Piumhi and São Sebastião do Paraíso also advance to yellow.

According to Pasta, the locations showed sustained declines in positivity and incidence, in addition to a reduction in waiting for beds.

The Northeast macro-region also had improvement in the indicators and advanced to the red wave of Minas Consciente. However, no region in Minas Gerais is in the purple wave anymore, created as an emergency measure in March to restore the assistance capacity of the State's health system.

> *"The program (Minas Conscious) was created to keep the maximum number of companies and jobs saved, but in harmony and in the limits of health"*

Governor Romeu Zema stressed that, although it is still extremely necessary to maintain health care to prevent the spread of virus, the scenario is of improvement across the state and reflects the efforts of the last two recent weeks. "The restrictive measures of the purple wave they were painful for everyone, but our effort now appears in the considerable drop in the incidence and number of hospitalizations. This will be reflected, in the coming weeks, in a drop in the number of deaths, which is the main objective", he said.

Finally, the secretary of Economic development, Fernando Passálio, pointed out that the stricter rules adopted in recent days, with the imposition of the purple wave, caused even greater impacts on companies and, therefore, the different areas of the government created actions with a view to assisting the State in this new moment of economic recovery.

He cited the suspension of cuts in the supply of water and light to low-income people, registered as Social Tariff consumers at Cemig and Copasa; discounts of up to 90% on interest and fines for companies that wish to renegotiate the tax debt Circulation of Goods and Provision of Services (ICMS); suspension and extension of dates of tax obligations; and anticipation of installments of the agreement made between the State and the Associação Mineira dos Municípios (AMM), in the amount of R$ 383 million.

LEONARDO HORTA/DISCLOSURE

Secretary Fernando Passálio predicts a reduction in the number of deaths in the coming weeks

ÁGUAS DE SANTO ANTÔNIO DO AMPARO SPE SA
CNPJ:33.036.507/0001-54

MANAGEMENT REPORT

Dear Sirs, In compliance with the legal provisions, the statement of income for the year ended on that date and others, we submit for your appreciation and approval, the balance sheet financial statements for the year. Belo Horizonte, 08 of the company, raised on December 31, 2020, as well as April 2021. **Management.**

Balance Sheet on December 31, 2020 and 2019
Amounts expressed in reais

Active		Parent Company 2020	Parent Company 2019	Consolidated 2020
Current				
Cash and Equivalent Box	4	107.940	134.319	107.940
Accounts receivable from customers	5	685.827	526.676	28.993 685.827
advances		3.000		28.993
Company in Account of	3.9	192.168		
Participation Other credits			1.264	
Total Current Assets		**1.014.928**	**665.259**	**822.760**
Not CIRCULANT				
Related Parties	6	1.742.445	7	1.742.445
Intangible Investment		1.179.664	558.202	1.179.664
Immobilized	8	1 99,623	5,709	99.623
Total Current Assets		**3,021,733**	**563,911**	**3.021.732**
Total Assets		**4,036,661**	**1,229,170**	**Parent 3.844.492**

Passive		Company 2020	Company 2019	Note Consolidated 2020
Current				
Suppliers	9	141.714	71.984	141.714
Tax Obligations and Tax		38.543	16.206	38.543
Social Obligations and Labor	10	216.942	83.643	216.942
Loans and Financing Other	11	42.981	181.877	42.981
Debts **Total Non-Current Current**			2.706	
Liabilities		**440.180**	**356.416**	**440.180**
Loans and Financing Losses	11	135.133		135.133
on Investments **12 Total Current**		71.085		
Liabilities		**206.218**		**135.133**
Shareholders' Equity				
Share Capital	13(a)	1.780.287	1.038.129	1.830.287
Capital Share Capital Reserve				-50.000
Accumulated Losses	13(b)	1.780.287		1.780.287
Total Shareholders' Equity		(170.311)	(165.375)	(170.311)
Non-Controlling Interest		**3.390.263**	**872.754**	**3.390.263**
Total				
Liabilities 4,036,661 1,229,170 3,844,492				**(121.084)**

The accompanying notes are an integral part of these financial statements.

Statements of Cash Flows in December 31, 2020 and 2019 - Amounts expressed in reais

	parent company 2020	2019	Consolidated 2020
cash flow			
Operational Activities			
Net Income (Loss) of Exercise	(4.936)	(165.375)	47.538 (126.020)
Depreciation and Amortization	4.022		47.538
Interest Paid on Loans and Financing Equity Income Result	23.033	2.599	23.033
Adjusted Net Result Variation in Assets and	121.084		
Liabilities	**186.719**	**(158.754)**	**(55.449)**
Decrease/Increase in Customers	(159,152)	(526,676)	(159.152)
Decrease/Increase in (25,993) Advances Reduction/	(3,000)		(25.993)
Increase in Other Credits Reduction/ Increase	1.265	(1.265)	1.265
in Scp's Credits Increase/Decrease in	(192.168)		
Suppliers Increase/Decrease in Social and	69.730	71.984	69.730
Labor Obligations	133.299	83.643	133.299
Increase/Decrease in Fiscal and Tributary Obligations Increase/	22.337	16.206	22.337
Decrease in Other Debts **Net Cash from**	(2.706)	2.706	(2.706)
Operating Activities Net Resources from Operations	**(153.388)**	**(356.402)**	**38.780**
Investment Activities:	**33.331**	**(515.156)**	**(16.669)**
Acquisitions of Fixed Assets for Use	(117.550)	(6.092)	(117.550)
Investment Acquisitions Acquisitions	(50.000)		
of Intangible Assets **Net Cash**	(645.364)	(561.840)	(645.364)
from Investment Activities Financing Activities:	**(812.914)**	**(567.932)**	**(762.914)**
Increase in capital Related Parties	742.158		742.158
	(1.742.445)	1.038.129	(1.742.445)
Obtaining New loans	28.743	185.445	28.743
Loan Payments and Financing	(32.505)	(3.568)	(32.505)
Interest Paid on Loans and Financing	(23.034)	(2.599)	(23.034)
Capital Reserve - Share Subscription	1.780.287		1.780.287
Net Cash from Financing Activities	**753.204**	**1.217.407**	**753.204**
Net change in cash	**(26.379)**	**134.319**	**(26.379)**
Cash and Equivalents at the Beginning of the Year	134.319		134.319
Cash and Equivalents at the End of the Year	107.940	134.319	107.940
Net change in available funds The explanatory	**(26.379)**	**134.319**	**(26.379)**

notes are an integral part of the financial statements.

Statement of Changes in Shareholders' Equity on December 31, 2020 and 2019 - Amounts expressed in reais

	parent company Capital Social	reserve of Capital	losses Accumulated	Total do Patrimony parent company	Consolidated Capital Social of non-controllers	losses Non-Controlling Accumulated	Total Patrimony Consolidated
Paid-in Share Capital Net Loss for	1.038.129			1.038.129			1.038.129
the Year **Balance on December 31,**			(165.375)	(165.375)			(165.375)
2019 1,038,129 Paid-in Share Capital 742,158 Share Capital			**(165.375)**	**872.754**			**872.754**
Share Capital to be Paid-in Share Subscription Warrants (NE 13b)				742.158			742.158
					50.000		50.000
					(50.000)		(50.000)
		- 1.780.287		1,780,287			1.780.287
Net Loss for the Year **Balance on**			(4,936)	(4,936) **(170,311)**		(121.084)	(126.020)
December 31, 2020 1,780,287 1,780,287			**3,390,263** The explanatory notes			**(121.084)**	**3.269.179**

are an integral part of the financial statements.

Income Statement on December 31, 2020 and 2019
Amounts expressed in reais

		Controller 2020 2019	Consolidated 2020
Operating Revenue Net Notes Cost of		2,637,372	
Operations	14	970,910	3.198.298
Gross Profit Income	15	(2.092.262) (837.817)	(2.702.755)
(Expenses)		**545.110 133.093**	**495.543**
Operational			
General and Administrative	16	(160.692) (234.615)	(184.938)
Tax Equiv.		(72.693) (20.275)	(93.435)
equity		(121.084)	
		(354.469) (254.890)	**(278.373)**
Financial Result 17			
Financial expenses		(142.559) (37.411)	264 (268.851)
Financial income		1.491 **(142.295)**	265
		(35.920) 48.346	**(157.717) (268.586)**
Profits Before IRPJ and Social Contribution			**(51.416)**
Provision for Income Tax	18	(26.673) (5.756)	(38.415)
provision for Social contribution	18	(26.609) (1.902) **(53.282)**	(36.189)
		(7.658) (4.936)	**(165.375) (74.604)**
Net Loss of Exercise			**(126.020)**
Loss attributable to controllers			(4.936)
Loss attributable to non-controlling			(121.084)
			(126.020)

The accompanying notes are an integral part of these financial statements.

Parent Company Consolidated 2020

	2019	2020	264	1,491
Income from Financial Applications	(141,783)			59
Discounts obtained				206
Financial income	(37,308)			**265**
Interest and Bank Expenses				(168.614)
Losses on receivables				(99.291)
Other financial expenses	(776)	(103)		(946)
Financial expenses	**(142.559)**	**(37,411)**		**(268.851)**
Financial result	**(142.295)**	**(35,920)**		**(268.586)**

18 Income Tax and Social Contribution - The company calculates income tax (IRPJ) and social contribution (CSLL) based on presumed profit, and provisions are constituted in accordance with the legislation, maintaining their settlement within the legal deadlines . **19 Contingencies -** CPC 25 establishes that the company must recognize the contingent liability when the outflow of resources is probable and has a reliable estimate of value based on management judgment. They are classified according to the probability of success, as follows: (I) Probable – high probability of loss; (II) Possible – there is a possibility of loss, but it depends on decisions; and, (III) Remote – little or no probability of losses. As of December 31, 2020, the Company was not subject to contingencies classified as probable or possible success. **20 Financial Instruments -** On December 31, 2020 and 2019, the Company had financial instruments represented substantially by banks and financial investments, customers, suppliers and loans and financing. The values of these instruments recognized in the balance sheet ended on that date approximate market value, are recorded and maintained in the financial statements at the nominal value of known or estimated securities and, when applicable, changes and interest updated through the balance sheet date. **21 Subsequent events -** No material subsequent events occurred in the Company from 12/31/2020 to the date of our report. **22 COVID 19 -** The company's management has been systematically monitoring the consequences of COVID-19, assessing the possible risks and impacts on its operations and has not identified impacts that would require adjustments on the Financial Statements as of December 31, 2020. 23 **Coverage insurance (unaudited) -** The Company adopts the policy of taking out insurance for assets subject to risk for amounts considered sufficient to cover possible claims, considering the nature of its activity. The risk assumptions adopted, given their nature, are not part of the audit scope of the financial statements, consequently, they were not examined by our independent auditors.

Eduardo Luiz Magalhães Guatimosim - Director
Antonio Carlos Correa Xavier - Accountant CRCMG 77.784/O-0

Explanatory Notes

1 Operational Context - Águas **de Santo Antônio do Amparo SPE SA** is a privately held corporation, headquartered in the municipality of Santo Antônio do Amparo/MG, with the corporate purpose of exploring public water supply and sewage services in the municipality of Santo Antônio do Amparo/MG, as well as carrying out related activities and exploiting sources of revenue authorized in the concession contract, in order to enable compliance with the contract. **2 Presentation of the financial statements -** The financial statements were prepared and are being presented in accordance with the accounting practices adopted in Brazil, which cover the rules of the CVM – Comissão de Valores Mobiliários, of IBRACON – Instituto dos Auditores Independentes do Brasil and the pronouncements - commitments of the Accounting Pronouncements Committee (CPC's), observing the accounting guidelines issued by Law 6,404/76 and the amendments introduced by Laws 11,638/07 and 11,941/09. **2.2 Declaration of Compliance -** The financial statements for the fiscal year ended December 31, 2020 were prepared and are being presented in accordance with the International Financial Reporting Standards (IFRS) issued by the International *Accounting Standards Board (IASB)* and the accounting practices adopted in Brazil, which include the rules provided for in Brazilian corporate law (law of corporations by shares) and the pronouncements, guidelines and interpretations issued by the Accounting Pronouncements Committee (CPC) and approved by the Federal Council of Accounting (CFC). Management considered, in the preparation of the financial statements, the assumption of operational continuity, that is, that the Company is operating and will continue to operate in the foreseeable future, and, therefore, will be able to realize its assets and settle its liabilities in the normal course of its business. In addition, there are no plans or intentions on the part of Management to liquidate or terminate the Company's operations. **2.3 Basis of Consolidation -** The financial statements of the subsidiary are included in the consolidated financial statements from the date on which control begins, until the date of termination of interest. The accounting policies of the subsidiaries are in line with the policies adopted by the Group. Included in the Company's 2020 consolidated financial statements are the financial statements of Sociedade por Conta de Participação – Águas de Santo Antônio do Amparo SPE SA - SCP, which was incorporated in November 2020. Intragroup balances and transactions and any income and expenses unrealized transactions derived from intragroup transactions are eliminated. Unrealized gains arising from transactions with investees recorded using the equity method are eliminated against the investment in proportion to the Group's interest in the investee. Unrealized losses are eliminated in the same way as unrealized gains are eliminated, but only when there is no evidence of difficulties in recovering the related assets. **2.4 Functional currency and presentation currency -** Items included in the financial statements are measured using the functional currency of the main economic environment in which the company operates ("the functional currency"). The financial statements were prepared and are presented in reais, which is the Company's functional currency. Financial information is presented in thousands of reais. **3 Summary of Main Accounting Practices -** Below, we demonstrate the summary of the main accounting practices adopted in the accounting and presentation of the company's financial statements: **3.1. Revenue recognition -** Revenues are recognized on the accrual basis of accounting, depending on whether water supply and sewage services are provided when water is consumed or when sewage treatment services are provided. **3.2 Taxation - a)**

Income tax and social contribution - The Company calculates income tax - IRPJ and social contribution - CSLL based on presumed profit, as detailed below: Presumed Profit – Adopted by the Company. In this system, IRPJ is calculated based on the rate of 15%, plus a 10% surcharge on taxable income in excess of R$240 thousand, and CSLL is calculated at the rate of 9% on taxable income, with the basis of calculation calculated in accordance with current legislation. Taxes are recognized in income. **b) Taxes on Services -** Revenues from services are subject to the following taxes and contributions and at the basic rates: PIS/PASEP - Social Integration Program 0.65% and COFINS - Contribution for financing social security 3%. These taxes are presented as deductions from revenue in the statement of income, being calculated on a cash basis. **3.3 Immediate Liquidity Investments -** Stated at cost plus income earned up to the balance sheet date that does not exceed the realizable value. **3.4 Accounts receivable -** Accounts receivable from customers correspond to amounts receivable from customers for providing services in the normal course of the Company's activities. Its balance is composed of the amount receivable from water supply and sewage services. The allowance for doubtful accounts, when applicable, is set up based on the analysis of operations carried out by the Company's Management to conclude on the realizable value and takes into account the country's economic situation, past experience and the specific risks of the loan portfolio. client, as well as negotiations in progress, and collection through administrative or judicial channels. The amount of the provision is the difference between the carrying amount and the probable recoverable amount. **3.5 Other current assets and long-term receivables -** Presented at net realizable value. **3.6 Partnership Account -** The amount presented refers to credits with the Partnership Account – Águas de Santo Antônio do Amparo SPE SA SCP, being measured based on the historical value of the respective financial movements. **3.7 Other current assets and long-term receivables -** Presented at net realizable value. **3.8 Other current assets and long-term receivables -** Presented at their net realizable value. **3.9 Partnership Account -** The amount presented refers to credits with the Partnership Account – Águas de Santo Antônio do Amparo SPE SA SCP, being measured based on the historical value of the respective financial movements. **3.10 Property, plant and equipment -** It is recorded at acquisition cost, reduced by accumulated depreciation calculated using the straight-line method at fixed rates based on tax legislation considered appropriate by Management. Management carried out an analysis on the recovery of these assets, in compliance with the provisions of NBC TG 01(R1) - Reduction to the Recoverable Value of Assets, and did not identify any indicator of loss of their recoverable value by the company's activities (impairment) . **3.11 Intangible assets -** Concession contracts represent the right to exploit the infrastructure, based on accounting standard ICPC 01 (R1) - Concession Contracts (IFRIC 12), which provides for the obligation to build and/or operate the infrastructure (asset intangible asset of the concession) for the provision of public services on behalf of the granting authority, under the conditions provided for in the contract. **3.12 Investment -** Participation in the Share Capital of a Company in a Participation Account. They are valued using the equity method calculated based on the financial statements prepared on the same base date as the Company. **3.13 Current and non-current liabilities -** Stated at known or estimated amounts, plus, when applicable, the corresponding charges and monetary variations incurred up to the balance sheet date. **3.14 Loans and financing -** Stated at known or estimated amounts, plus, when applicable, the corresponding charges and monetary variations incurred up to the balance sheet date. **3.15 Accounting estimates -** The preparation of financial statements in accordance with accounting practices adopted in Brazil requires Management to use its judgment in determination and recording of accounting estimates. Significant assets and liabilities subject to these estimates and assumptions include the residual value of property, plant and equipment, allowance for doubtful accounts, provision for risks, provision for income tax, social contribution and inventories. The settlement of transactions involving these estimates may result in values different from those estimated, due to the inaccuracies inherent to the process of their determination. The management of the Company and its subsidiaries review the estimates. **4 Cash and cash equivalents -** Amounts held as cash, balances in bank accounts and very short-term and highly liquid financial investments, redeemable immediately, are considered as cash and cash equivalents.

	Parent Company 2020	2019	Consolidated 2020
Box	104,940	131,319 **107,940**	3.000
Banks movement account	**134,319**		104.940
Total			**107.940**

5 Trade accounts receivable - Balance consisting of the value of water supply services, recognized in the financial statements at their present realizable value.

	Parent Company 2020	2019	Consolidated 2020
Bills to receive	526,676	(14,587) **685,827**	700.414
(-) Provision for Losses			(14.587)
		526.676	**685.827**

6 Related Parties - The amount presented refers to credit with the company Socienge Engenharia e Concessões SA, being measured based on the historical value of the respective financial movements. **7 Intangible assets -** Expenses incurred in the construction or improvement of the infrastructure necessary for the company's operation, the value of which is amortized on a straight-line basis over the concession period, in accordance with Interpretation ICPC 01, issued by the Accounting Pronouncements Committee. The concession agreement entered into by the Company with the Municipality of Santo Antônio do Amparo has a term of 30 years from March 27, 2019.

	parent company 2019 Additions	Amortization	278,778	Net Balance	2020 Additions	Casualties	Amortization	Net Balance	Consolidated 2020 Net Balance
Water Network	(1,946)	21,556	(355) 63,713	(225) 276,832	330,296	(47,866)	(11,315)	547,946	547,946
Project	37,269	(225)	156,240	(1,141) 21,201	6,600		(885)	26,916	26.916
Collection	283,062	(1,692)	**45,666**	(579) 63,488	42,300		(2,659)	103,129	103.129
Treatment	237,396	(1,113)		37,044	125,900		(2,456)	160,488	160.488
Distribution				155,099	155,496	(47,866)	(5,315)	257,413	257.413
Sewage Project				**281,370**	**420,530**	**(57.595)**	**(12,587)**	**631,718**	**631.718**
Collection				45,087	37,925		(1,948)	81,064	81.064
				236,283	272,884	(57.595)	(10,101)	441,471	441.471
Treatment/Disposal					109,721		(538)	109,183	109.183
INTANGIBLE	**(105,461)**	**561.840**		**(3.638)**	**558.202**	**750,826**		**(23,902)**	**1,179,664**	**1.179.664**

8 Property, plant and equipment - Stated at acquisition cost, depreciated using the straight-line method, which takes into account the economic useful life of the assets.

	parent company 2019 Additions	Amortization	Net Balance	Additions	Write-off	2020 Amortization	Net Balance	Consolidated 2020 Net Balance
IT Equipment	6.092	(383)	5.709			(1.218)	4.491	4.491
Vehicles				- 115.562	1.988	(22.167)	93.395	93.395
Softwares				**5.709**		(251)	1.737	1.737
IMMOBILIZED	**6.092**	**(383)**	**117.550**			**(23.636)**	**99.623**	**99.623**

9 Suppliers - Refer to balances payable to suppliers of materials and service providers. The company settles its purchases in terms that vary between 30 (thirty) and 90 (ninety) days. **10 Social and labor obligations**

	parent company 2020	2019	Consolidated 2020
Salaries and Salaries	48.659	26.125	48.659
Provision of Vacations and Charges	121.271	32.747	121.271
INSS payable	36.358	20.538	36.358
FGTS payable	9.609	4.233	9.609
Judicial alimony	1.045		1.045
	216.942	**83.643**	**216.942**

11 Loans and financing - Amounts contracted with Banco Santander, referring to financing for investments in the water network and acquisition of fixed assets vehicles.

	parent company 2020	2019	Consolidated 2020
Santander Financing	234.027	181.877	234.027
(-) Transaction cost	(55.913)		-55.913
Current	42.981	181.877	42.981
Not CIRCULANT	135.133		135.133
	178.114	**181.877**	**178.114**

Operation type	well funded	Start Date	Data Final	Amount	interest rate aa
Bank Credit Note - CDC	Equipment	10/11/2019	11/09/2024	6,490	13,76%
Bank Credit Note - CDC	Equipment	11/07/2019	07/10/2024	21,172	13,76%
Bank Credit Note - CDC	Vehicle	11/05/2019	05/10/2024	61,630	13,76%
Bank Credit Note - CDC	Vehicle	11/05/2019	05/10/2024	51,265	13,76%
Bank Credit Note - CDC	Equipment	12/18/2019	18/11/2024	59,448	13,76%
Bank Credit Note - CDC	Vehicle	04/12/2020	12/03/2025	12,231	11,88%
Bank Credit Note - CDC	Equipment	04/19/2020	19/03/2025	21,791	11,88%
				234,027	

12 Losses on investments - The equity result of investee Águas de Santo Antônio do Amparo SPE SA SCP was negative at 121,084. In accordance with CPC 18 (R2) a provision for loss in the amount of 71,085 was recognized.

SCP Accumulated Loss	Invested Interest - 50%	Balance Invest chin	Low Provision for Investment	loss
Protection 2020				
(242.168)	(121.084)	1	(49.999)	(71 085)

13 Shareholders' Equity - a) Capital Stock - The subscribed capital is BRL 1,780,286.70 (one million, seven hundred and eighty thousand, two hundred and eighty-six reais and seventy cents), divided into 1,000,000 (one million) of registered common shares with no par value. With Socienge Engenharia e Concessões SA as the sole subscriber shareholder. exercise of the right to convert Subscription Warrants issued by the Company. **b) Capital Reserve -** Issuance of Subscription Warrants for the Company's shares to the beneficiary Hidra Participações e Empreendimentos S/A., pursuant to Series A Subscription Warrants, order number 001. 14 **Net Operating Revenue**

	Controller 2020 2019	Consolidated 2020
Gross revenue from water service provision	2.727.507 987.739	3.309.668
(-) Taxes and Contributions on Revenue	(90.135) (16.829)	(111.370)
Net Revenue	**2.637.372 970.910**	**3.198.298**

15 Cost of Operations

	parent company 2020	2019	Consolidated 2020
Direct Costs	(690.096)	(115.037)	(812.358)
Cost with staff	(1.010.750)	(401.124)	(1.396.750)
Services Provided by Third Parties	(391,416)	(321,656)	(493,647)
Cost of Operations	**(2,092,262)**	**(837,817)**	**(2,702,755)**

16 General and administrative expenses - Correspond to expenses with materials for use and consumption, office materials, cleaning materials, water, rent, travel, communication, insurance, among others. **17 Financial Result**

INDEPENDENT AUDITOR'S REPORT
ABOUT THE FINANCIAL STATEMENTS

To the Administrators of Águas de Santo Antônio do Amparo SPE SA
Santo Antônio do Amparo – MG

Opinion - We have examined the individual and consolidated financial statements of **Águas de Santo Antônio do Amparo SPE SA,** which comprise the balance sheet, individual and consolidated, as of December 31, 2020, and the respective individual and consolidated statements of income, changes shareholders' equity, cash flows, for the year ended on that date, as well as the corresponding explanatory notes, including a summary of the main accounting policies. In our opinion, the aforementioned individual and consolidated financial statements adequately present, in all material respects, the individual and consolidated equity and financial position of Águas de Santo Antônio do Amparo SPE SA, on December 31, **2020 ,** the individual and consolidated performance of its operations and their respective cash flows, for the year ended on that date, in accordance with accounting practices adopted in Brazil. **Basis for Opinion -** Our audit was conducted in accordance with Brazilian and international auditing standards.

Our responsibilities under these standards are described in the following section entitled "Auditor's Responsibilities for the Audit of the Individual and Consolidated Financial Statements". We are independent from the Society, in accordance with the relevant ethical principles set forth in the Code of Professional Ethics for Accountants and in the professional standards issued by the Federal Accounting Council, and we comply with other ethical responsibilities in accordance with these standards. We believe that the audit evidence obtained is sufficient and appropriate to provide a basis for our opinion. **Other matters -** The financial statements for the year ended December 31, 2019, presented for comparison purposes, were not audited by us or by other independent auditors. **Other information that accompanies the individual and consolidated financial statements and the auditor's report** - The Company's management is responsible for that other information obtained up to the date of this report, which comprises the management's report. Our opinion on the individual and consolidated financial statements does not cover the management report and we do not express any form of audit conclusion on this report. In connection with our audit of the individual and consolidated financial statements, our responsibility is to read the management report and, in doing so, consider whether that report is materially inconsistent with the financial statements or our knowledge. obtained in the audit or otherwise appears to be materially misstated. If, based on the work performed, we conclude that there is a material misstatement in the management report obtained prior to the date of this report, we are required to report that fact. We have nothing to report in this regard. **Responsibilities of management and governance for the individual and consolidated financial statements -** Management is responsible for the preparation and fair presentation of the individual and consolidated financial statements in accordance with accounting practices adopted in Brazil and for the internal controls it has determined to be necessary to enable the preparation of individual and consolidated financial statements that are free from material misstatement, whether due to fraud or error. In the preparation of the individual and consolidated financial statements, management is responsible for assessing the Company's ability to continue operating, disclosing, when applicable, matters related to its operational continuity and the use of this accounting basis in the preparation of the individual financial statements and consolidated, unless management intends to liquidate the Company or cease operations, or has no realistic alternative to avoid ceasing operations. Those responsible for the governance of the Company are those responsible for supervising the process of preparing the individual and consolidated financial statements. **Auditor's Responsibilities for Auditing the Individual and Consolidated Financial Statements -** Our objectives are to obtain reasonable assurance that the individual and consolidated financial statements, taken as a whole, are free from material misstatement, whether due to fraud or error, and to issue a report on audit containing our opinion. Reasonable security is a high level of security, but not a guarantee that the audit carried out in accordance with Brazilian and international auditing standards always detects any material distortions that exist. Misstatements may arise from fraud or error and are considered material when, individually or jointly, they may influence, within a reasonable perspective, the economic decisions of users taken based on the aforementioned individual and consolidated financial statements. As part of the audit performed, in accordance with Brazilian and international auditing standards, we exercise professional judgment and maintain professional skepticism throughout the audit. In addition: • We identify and assess the risks of material misstatement in the individual and consolidated financial statements, whether caused by fraud or error, design and perform audit procedures in response to such risks, as well as obtain appropriate audit evidence and enough to support our opinion. The risk of not detecting a material misstatement resulting from fraud is greater than that resulting from error, as fraud can involve circumventing internal controls, collusion, forgery, omission or intentional misrepresentation. • We obtain an understanding of internal controls relevant to the audit in order to design audit procedures that are appropriate in the circumstances, but not for the purpose of expressing an opinion on the effectiveness of the Company's and its subsidiary's internal controls. • We evaluated the appropriateness of the accounting policies used and the reasonableness of the accounting estimates and related disclosures made by management. • Conclude on the appropriateness of management's use of the going concern basis of accounting and, based on the audit evidence obtained, whether there is a material uncertainty regarding events or conditions that could cast significant doubt on the going concern's ability to continue as a going concern. - rationale of the Company and its subsidiary. If we conclude that a material uncertainty exists, we must draw attention in our auditor's report to the related disclosures in the individual and consolidated financial statements or include a modification in our opinion if the disclosures are inadequate.

Our conclusions are based on audit evidence obtained up to the date of our report. However, future events or conditions may lead the Company and its subsidiary to no longer remain in operational continuity.
We communicate with those charged with governance regarding, among other aspects, the planned scope, timing of the audit and significant audit findings, including any significant deficiencies in internal controls that we identify during our engagements.

Belo Horizonte, April 08, 2021.
Moore Consulting News Auditores Independentes - CRC MG 006494/O-4
Ruy Gomes da Silva Filho - CRCMG - 54.364 - Accountant

Machine Translated by Google

MINING

City Hall of Itaguaí fines Vale by BRL 2.4 millio

Municipality justified measure against company for alleged irregularities found, such as the expired operating license

São Paulo - The mining company Vale had a subsidiary, Companhia Portuária Baía de Sepetiba (CPBS), fined R$ 2.38 million by the city of Itaguaí, in Rio de Janeiro, after inspection by the Municipal Secretariat for the Environment and Sustainability , informed the city administration yesterday.

The inspection took place at the Iron Ore and Solid Bulk Terminal on Madeira Island, in Itaguaí, and found alleged irregularities that would include an expired operating license, according to the city hall, which the company and the state environmental agency deny.

"Vale clarifies that the license for the operation of Companhia Portuária Baía de Sepetiba is valid, with the State Institute of the Environment (Inea), the licensing body responsible for inspection. The company follows the procedures required by law to renew the license," he said in a note to Reuters.

The company also said that it "maintains the most rigorous standards of environmental control in its operations".

When contacted, the state environmental agency Inea said that it regularly inspects Vale's operations "and carries out fines when necessary".

> *"Vale clarifies that the license for the operation of Companhia Portuária Baía de Sepetiba is valid, with the State Institute of the Environment (Inea) (...)"*

According to Inea, the operating license for the terminal in Itaguaí is being renewed , but was automatically extended during the process.

"Therefore, the information that the terminal operates without license is wrong", says mou.

Vale has operated the terminal in Itaguaí since 2002 and the unit has the capacity to ship 25 thousand tons of iron ore per hour, receiving the product from Minas Gerais by rail, according to municipal authorities.

The city hall said it had found "more than seventeen irregularities" in its inspection, which would include an operating license "which expired about nine years ago".

This time, the action against a Vale terminal involved only a fine, without interdiction.

Similar cases - The assessment against Vale in Itaguaí came days after a company terminal in Manga ratiba, also in Rio de Janeiro, was blocked by local authorities, in a stoppage that lasted a few hours before being cleared by the state environmental agency.

After the news about the fine to the mining company yesterday, the Association of Private Port Terminals (ATP) released a note in which it criticized the recent measures taken by authorities in relation to iron ore handling terminals.

In addition to Vale, CSN was fined R$ 4 million last week and had operations at terminals in Itaguaí temporarily interdicted due to alleged environmental irregularities by authorities of the city, also with subsequent release by Inea, an agency of the Rio de Janeiro government.

"Private port terminals were victims of unfounded accusations by city halls, since they have all the documentation regularized and approved by the state agency responsible for environmental licensing.

In addition, city halls have not presented evidence to prove any damage environment in the operation of the terminals", said the ATP.

The entity also defined the measures of the cities as "arbitrary" and said that they cause "great damage" to the economy. **(Reuters)**

PILAR OLIVARES / REUTERS

The company has operated the terminal since 2002 and the unit has the capacity to ship 25,000 t of iron ore per hour

stf

Judgment of exclusion of ICMS represents a risk to the Union

Brasília - The Secretary of the Treasury, Bruno Funchal, said yesterday that the judgment of the Federal Supreme Court (STF) on the effects of the 2017 decision to exclude ICMS from the PIS/Cofins calculation base represents one of the greatest risks taxes that the Union faces.

According to the Treasury, the impact could reach R$ 258.3 billion.

In a virtual press conference to comment on the central government's data for the month of March, Funchal stated that the best modulation of the decision involves postponing the impact of the measure in order to give time to discuss a tax reform that may deal with this litigation.

"It's a big fiscal risk, I think it's one of the biggest fiscal risks we have, which will have a very significant impact", said Funchal.

"We don't have room for more loss of revenue, and this will generate a loss of revenue. The best modulation is to move as far forward as possible and discuss tax reform that can deal with this litigation".

In the trial, which was on the Supreme Court's agenda yesterday, but which should only begin next Wednesday, the Supreme Court will decide whether the exclusion from the ICMS state tax will only be valid from the appeal decision or whether taxpayers will be entitled to compensation for amounts collected in the past.

A source heard by Reuters said that the cause could have an impact of BRL 245 billion if it has always been applied , with the government having to return to companies money already paid with ICMS on the PIS/Cofins calculation basis .

Funchal, however, did not say how long the potential impact of the decision would be seen, nor the annual amount. The amount of BRL 258.3 billion was later informed by the Treasury to the press, in a position dated December 31, 2021, without detailing deadlines or potential losses per year.

(Reuters)

ANDRADE GUTIERREZ INVESTIMENTOS EM ENGENHARIA SA

CNPJ: 17.027.611/0001-26

MANAGEMENT REPORT - 2020

To the shareholders, we are pleased to submit for appreciation and judgment by you. the Financial Statements of Andrade Gutierrez Investimentos em Engenharia SA, for the year ended December 31, 2020. The Financial Statements were prepared in accordance with the accounting practices adopted in Brazil, which cover the Brazilian corporate legislation, pronouncements, guidelines and the interpretations issued by the Accounting Pronouncements Committee (CPC), as well as the concepts introduced by Law nº 11,638/07 and Law nº 11,941/09.

The Board.

BALANCE SHEET DRAWN UP FOR THE YEAR ENDED DECEMBER 31, 2020 (Values expressed in thousands of reais)

ACTIVE	31/12/2020	31/12/2019
CURRENT		
Cash and cash equivalents	9	6
advances	68	45
Taxes to recover	181	168
Related parties	1.465	978
dividends receivable	38.529	38.529
Total current assets	**40.252**	**39.726**
NOT CIRCULANT		
Long-term realizable assets:		
Related parties	446	2.757
Total long-term receivables	**446**	**2.757**
Investments	429.942	418.571
Total non-current assets	**430.388**	**421.328**
TOTAL ASSETS	**470.640**	**461.054**

PASSIVE	31/12/2020	31/12/2019
CURRENT		
Suppliers	25	
Taxes to collect	13.954	13.688
obligations payable	143.203	165.835
Total current liabilities	**157.182**	**179.523**
NOT CIRCULANT		
Taxes to collect	27.198	38.112
Provision for investment loss	266.103	158.874
Related parties	291.176	240.779
obligations payable	1.694.960	1.473.945
Total non-current liabilities	**2.279.437**	**1.911.710**
NET WORTH		
Capital social	54.596	2.000
Acumulated results	(1.122.879)	(601.328)
Other comprehensive income	(897.696)	(1.030.851)
Total equity	**(1.965.979)**	**(1.630.179)**
TOTAL LIABILITIES AND SHAREHOLDERS' EQUITY	**470.640**	**461.054**

INCOME STATEMENT FOR THE YEAR ENDED ON DECEMBER 31, 2020

(Amounts expressed in thousands of reais, except earnings per share)

	31/12/2020	31/12/2019
Administrative costs	(688)	(727)
Equity Income	(281.609)	81.381
Provisions for new agreements and obligations	(183.429)	(257.009)
Other operating expenses, net	(8.693)	(37.415)
OPERATING RESULT BEFORE THE FINANCIAL RESULT	**(474.419)**	**(213.770)**
FINANCIAL RESULT, NET		
Financial income	1.176	52
Financial expenses	(48.181)	(97.164)
	(47.005)	(97.112)
EARNINGS BEFORE TAXES	**(521.424)**	**(310.882)**
Income tax and social contribution Chain	(127)	
Deferred		
	(127)	
NET INCOME FOR THE YEAR	**(521.551)**	**(310.882)**
Basic and diluted earnings per share	(9,7223)	(0,3423)

COMPREHENSIVE INCOME STATEMENT FOR THE YEAR ENDED ON DECEMBER 31, 2020

(Values expressed in thousands of Reais)

	31/12/2020	31/12/2019
Net income for the year Items that may be subsequently reclassified to the income statement:	(521.551)	(310.882)
Cumulative adjustments for conversion of reflex investments	(40,202)	697.245
Exchange variations on balances of investments abroad	(829,469)	(101,300)
IR-CS on exchange variations of investments abroad reflex Other comprehensive income reflexes	(3,057)	282.019 34.442 (16.640)
	133.155	(110.117)
Total comprehensive income for the year	**(388.396)**	**(420.999)**

EXECUTIVE DIRECTORS

Ricardo Coutinho de Sena
Gustavo Braga Wednesday Coutinho
Marcelo Marcante
Fernando Leyser Goncalves
Fernando Orsini Rodarte
Luis Cesar Moreira
Charles Messias Buldrini Filogônio

RESPONSIBLE ACCOUNTANT: Márcio Magno de Abreu - CRC-MG 089.771/O-1

The complete Financial Statements, together with the Moore Consulting News Auditores Independentes report, are available at the Company's headquarters.

STATEMENT OF CHANGES IN SHAREHOLDERS' EQUITY FOR THE FINANCIAL YEAR ENDED DECEMBER 31, 2020

(Values expressed in thousands of Reais)

	Capital social	Other results comprehensive	Acumulated results	Patrimony liquid
Balances on December 31, 2018	**2,783,481**	**(920,734) (3,066,543)**	**(1,203,796)**	
capital reduction	(2.781.481)		2.781.481	
Reflex adjustment of previous exercises			(5.384)	(5.384)
Income for the year			(310.882)	(310.882)
Other comprehensive results reflexes		(110.117)		(110.117)
Balances on December 31, 2019	**2.000**	**(1.030.851)**	**(601.328)**	**(1.630.179)**
Increase in capital	52.596			52.596
Income for the year			(521.551)	(521.551)
Other comprehensive results reflexes		133.155		133.155
Balances on December 31, 2020	**54.596**	**(897.696)**	**(1.122.879)**	**(1.965.979)**

STATEMENT OF CASH FLOWS FOR THE YEAR ENDED ON DECEMBER 31, 2020

(Values expressed in thousands of Reais)

	31/12/2020	31/12/2019
CASH FLOW FROM OPERATING ACTIVITIES		
Net income for the year	(521.551)	(310.882)
Expenses that did not affect cash and cash equivalents:		
Interest and monetary variations	48.181	97.164
Equity Income	281.609	(81.381)
Provisions for obligations payable	183.429	257.009
Others	8.693	37.415
	361	(675)
Variation in operating assets and liabilities:		
advances	(23)	(45)
Taxes to recover	(13)	127
Suppliers	25	(38)
Taxes to collect	(21.914)	(15.547)
Other obligations	(25.725)	(53.460)
	(47.650)	(68.963)
Net cash used in operating activities	(47.289)	(69.638)
CASH FLOW FROM INVESTMENT ACTIVITIES		
Net cash from investing activities		
CASH FLOW FROM FINANCING ACTIVITIES		
Receipts from related parties, net	47.292	69.643
Net cash generated by financing activities	47.292	69.643
Increase in cash and cash equivalents		
Cash and cash equivalents at the beginning of the year		
Cash and cash equivalents at the end of the year	3 6 9	5 1 6

SOCIENGE ENGENHARIA E CONCESSIONS SA - CNPJ: 21.053.459/0001-23

BALANCE SHEET FINANCIAL YEAR ENDED DECEMBER 31, 2020 - (BRL)

Active	Individual Consolidated 2020 Balances	2019 Balances	2020 Balances	2019 Balances
Current	**10.011.473**	**13.295.802**	**11.218.670**	**14.358.220**
Box	13.814	15.464	18.730	20.380
Banks	1.260.058		14.489	1.101.310
Financial Investment	913.352	943.695	1.293.699	1.311.509
Recoverable Taxes	17.575	66.370	17.575	66.370
Customers	525.583	960.496	1.211.410	1.487.171
Billable Customers	-	2.151.446	2.151.446	
Titles to receive	8.048.014	5.054.455	8.048.014	5.054.455
Credits With Connected People	478.545	3.002.416	478.545	3.002.416
Other credits	100	151	29.092	4.416
Not CIRCULANT	**11.519.847**	**15.734.145**	**10.810.807**	**14.706.270**
Achievable in the Long Term	**9.032.492**	**13.634.875**	**9.032.492**	**13.634.875**
Judicial deposits	215.022	220.488	215.022	220.488
Credits with Connected Persons	7.200.940	12.348.443	7.200.940	12.348.443
Credit with Third Parties	550.586	550.586	1.065.944	1.065.944
Earnings Receivable	1.065.944	**2.482.296**	**2.091.198**	**491.207**
Investments	2.482.296	2.091.198	491.207	**5.059**
Investments	**107.442**	5.059	8.072	107.442
Immobilized	1.179.664	**21.531.320**	**29.029.946**	
Immobilized	**22.029.476**	**29.064.490**		
Intangible				
Intangible				
total assets				

Current	Individual Consolidated 2020 Balances	2019 Balances	2020 Balances	2019 Balances
Liabilities	**1,280,894**	**4,617,096**	**1,724,836**	
Suppliers	154,562	544,753	298,966	
Labor and Social Security Obligations	24,197	298,868	241,139	
Taxes and Contributions	3,444	89,554	42,400	
Emp Debts and Financing	1,309	43,640		
Debts to Persons and Related Companies	634,901	3,508,396		
Private Equity Partnership	463,790	172,844	463,790	
Other Debts	1,372	**Non-Current**		
3,544,077	**6,225,693**	**1,939,089**		
Tax Installments	1,801,632	2,153,113	1,801,632	137,457
Loans and Financing Debts to Persons and Related Companies	1,742,445	4,072,580		
Shareholders' Equity Share Capital				
Capital Reserves	**16.706.348**	**18.187.157**	**18.365.550**	**17.857.344**
Accumulated	18.000.000	18.000.000	18.000.000	18.000.000
Profits/Losses		149.688	1.780.287	149.688
	-1.293.652	37.469	-1.414.737	-292.344
Total Liabilities	**21.531.320**	**29.029.946**	**22.029.476**	**29.064.490**

The accompanying notes are an integral part of these financial statements

STATEMENT OF CHANGES IN SHAREHOLDERS' EQUITY BY CORPORATE LAW FINANCIAL YEAR ENDED DECEMBER 31, 2020 - (R$) - CONSOLIDATED

	Updated Paid-in Capital	Capital Reserves 149,688	Accumulated Profits (Losses) -292,344	accumulated
	Capital Social			
BALANCE ON DECEMBER 31, 2019	**18.000.000**	1,630,599	149,688	**17.857.344**
Capital Reserves			-1,272,080	1.780.287
Net Profit or (Loss) for the Year			**-1,414,737**	-1.272.080
BALANCE ON DECEMBER 31, 2020	**18,000,000**	**1.780.287**		**18.365.550**

The explanatory notes are an integral part of the financial statements

STATEMENT OF CASH FLOWS FOR THE YEAR ENDED DECEMBER 31, 2020 - (amounts expressed in reais)

	Individual Consolidated Year Ended On 12/31/2020	Year Ended On 12/31/2019	Year Ended On 12/31/2020	Year Ended
BREAKDOWN Cash Flow from Operating Activities	On 12/31/2020	Year Ended On 12/31/2019		
Net Income (Loss) for the Year	(1.480.809)	749.104	(1.272.080)	419.291
Depreciation and Amortization Write-off (Payment)	3.013	9.986	51.290	14.207
of Judicial Deposits Interest Paid on Loans and	5.465		5.465	
Financing Write-off on Investments	13	244	23.512	2.970
Adjusted Net Income	1.500	250	1.500	250
Variation in Assets and Liabilities	**(1.470.817)**	**759.584**	**(1.190.313)**	**436.719**
Decrease (Increase) in Customers	2.586.359	1.272.306	2.427.207	745.630
Decrease (Increase) in Securities Receivable	(2.993.559)		(2.993.559)	
Decrease (Increase) in Recoverable Taxes	48.795	(16.407)	48.795	(16.407)
Decrease (Increase) in Credits with Related Persons	7.120.788	2.486.382	7.120.788	2.486.382
Increase (Decrease) in Other Creditors	51	25.428	(24.677)	21.163
Increase (Decrease) in Suppliers	(390.191)	29.366	(319.518)	103.097
Increase (Red.) in Labor and Social Security Obligations	(274.671)	(201.764)	(143.164)	(116.329)
Increase (Decrease) in Taxes and Contributions	(86.110)	(97.129)	(64.204)	(80.078)
Increase (Decrease) in Debts with Related Companies	(1.372)		(4.078)	2.706
Increase (Decrease) in Debts with Related Companies	(5.203.630)	(1.745.755)	(6.946.075)	(1.745.755)
Increase (Decrease) in Tax Installments Net Cash . **Generated (Used) Operating Activities**	290.946	(733.442)	290.946	(733.442)
Net Resources from Operations	(351.481)	(300.029)	(351.481)	(300.029)
Cash Flow from Investing Activities:	**745.925**	**718.956**	**(959.019)**	**366.938**
	(724.893)	**1.478.540**	**(2.149.332)**	**803.657**
Acquisition of Investments	(784.159)	615.619)	(687.365)	417.825
Earnings Receivable		(1.065.944)		(1.065.944)
Results in Equity Income	391.560	67.718	45.206	67.718
Additions to Fixed Assets for **Total Use of the Investment**			(117.550)	(9.792)
Activity Cash Flow from Financing Activities:	**(392.599)**	**(1.613.845)**	**(759.709)**	**(590.193)**
Obtaining a New Loan			28.743	189.145
Payment of Loans and Financing	(1.309)	(5.252)	(34.391)	(8.962)
Interest Paid on Loans and Financing	(13)	(244)	(23.512)	(2.970)
Capital Reserve - Share Subscription			1.780.287	
Total Financing Activity	**(1.322)**	**(5.496)**	**(1.118.813)**	**(140.801)** 2.060.469
			1.751.127	**177.213**
Net Change in Cash and Cash Equivalents	2.201.269	941.656	2.060.469	**(1.118.813) (140.801)**
			(1.157.913)	**390.677**
Cash and Cash Equivalents at the Beginning of the Period			2.591.946	2.201.269
Cash and Cash Equivalents at the End of the Period			1.434.033	2.591.946
Total Effects on Cash and Cash Equivalents			**(1.157.913)**	**390.677**

The accompanying notes are an integral part of these financial statements

Management Explanatory Notes to the Financial Statements Closed on December 31, 2020 and December 31, 2019

1. Operational Context - Socienge Engenharia e Concessões SA is a closed corporation, headquartered in the city of Belo Horizonte/MG, whose corporate purpose is the execution of civil engineering works and services in general, public or private, compatible with the professional attributions of its technical managers, in all its modalities and activities concerning the construction and maintenance of civil works, real estate activities of purchase, sale and lease of properties, allotment, permissions and public concessions, , operation and exploitation of public water and sewage services under concession, as well as participation in other companies, as partner or shareholder. **2 – Presentation of Financial Statements** - The financial statements were prepared in accordance with the precepts of Laws 11,638/07 and 11,941/09. Enacted on 12/28/2007 and effective as of 01/01/2008, Law 11,638/07 amended, revoked and introduced new provisions to Law 6,404/76, regarding the accounting practices adopted in Brazil, with a view to disclosure of information in in line with international accounting standards. **3 – Main Accounting Practices- (a) Calculation of Income -** Income is calculated on an accrual basis and considers: • Provisions for Income Tax and Social Contribution on Net Income calculated in accordance with the rules of the Income Tax Regulation; • Calculation of the result of the works, computed in the net profit, carried out according to the measurement of the services performed. **(b) Cash and Cash Equivalents -** Loans held in bank accounts and financial investments are stated at realizable value, including, when applicable, income earned on each investment, up to the closing of the balance sheet. **(w)**

Current and Non-Current Assets - Stated at realizable value, including, when applicable, income and corresponding updates. **(d) Property, plant and equipment and intangible assets -** These are recorded at acquisition cost, reduced by accumulated depreciation calculated using the straight-line method at rates established based on tax legislation considered adequate by Management. Management carried out an analysis on the recovery of these assets, in compliance with the provisions of NBC TG 01(R1) - Impairment of Assets, and did not identify

MANAGEMENT REPORT - Dear Sirs, In compliance with the legal provisions, we submit for your appreciation and approval, the company's balance sheet, drawn up on December 31, 2020, as well as the statement of income for the year ended on that date and other financial statements for the year.

Belo Horizonte, April 28, 2021. The Administration

Statement of Income for the Year by Corporate Law Year Ended on December 31, 2020 - (BRL)

	Individual Consolidated 2020 Balances	2019 Balances	2020 Balances	2019 Balances
Operating income				
Revenue from Provision of Services	1.069	10.506.335	1.069	10.506.335 - 3.309.668 987.739
Water Supply Revenue				
Revenue to Bill (-)	3.620.454	2.151.446	3.620.454	2.151.446
Prest. of SCP Services (-) Imp. and	-1.069	-2.661.041	-1.069	-2.661.041
Contributions on Revenues **Net Operating**	-140.880	-761.235	-252.250	-778.064
Income Cost of Services Provided (-)	**3.479.573**	**9.235.504**	**6.677.871**	**10.206.414**
Cost of Services Provided SCP	-1.630.795	-8.497.974	-4.342.075	-9.463.167
Gross Profit (Expenses) Operating Income	269.257	2.585.580	269.257	2.585.580
from General	**2.118.035**	**3.323.110**	**2.605.053**	**3.328.827**
and Administrative Personnel Travel	**-3.544.831**	**-2.274.541**	**-3.745.509**	**-2.598.923**
Expenses Third	-278.452	-376.006	-278.452	-376.006 -326.836
Party Services Tax Expenses	145.321	-351.610	-617.205	
Financial Expenses			-9.443	-14.589
Provision for loss Financial	-670.436	-1.349.365	-670.436	-1.349.365
Income Equity Income	-2.467	-10.541	-95.902	30.816
Income from Private	-142.771	-187.347	-418.207	-227.306
Equity Companies	-1.891.610	-	-1.891.610	52.416 68.045 65.213
Profits **before CSSLL**	-391.560	14.461	-45.206	84.082
Contrib. Social on Net Income				14.461
	-74,630	-82,178	-74,630	**-1,426,796** -82.178
	1,048,569	**-1,140,456**	-22,307	-111,401 -59,624 **729.904**
	-1,449,103	**937,168**	**-1,200,080**	Corporate -114.611
Profits before IRPJ	Income Tax	-31,706	-188. 064	-72,001 **Net** **615.293**
Profit/Loss for the Year	**-1,480,809**	**749,104**	**-1,272,080**	-196.002
				419.291

The accompanying notes are an integral part of these financial statements

no indicator of loss of its recoverable amount by the company's activities (impairment). **(e) Provision for Vacations and Social Charges -** Accrued and proportional vacations, including an additional 1/3 provided for in the Federal Constitution and the respective social charges are being measured on an accrual basis. **(f) Current and Non-Current Liabilities -** Stated at known or estimated amounts, plus, when applicable, the corresponding charges and monetary variations incurred. **(g) Measurement of Assets and Liabilities -** The use of estimates in the preparation of the financial statements requires management to make and adopt assumptions, in its best judgment, that affect the presented amounts of assets and liabilities, as well as the amounts of revenues, costs and expenses. Actual values may differ from those estimated. **4 Customers** - Refers to balances receivable for services provided and billed, as well as for services not yet billed, appropriated in accordance with NBCTG 47 through measurements of services performed in each project, up to the balance sheet date. **5 – Receivables** - Balances receivable for services provided to public bodies, billed in previous years and not received up to the balance sheet date. Management opted for not recognizing provisions to cover possible losses on defaulted amounts, based on the expectation of realizing all of the receivables. **6 - Credits and Debts with Related Companies and Persons** - The amounts presented refer to payments made and credits received in advance from companies and related persons, being measured based on the historical value of the respective financial movements.

7 - Judicial Deposits - Corresponds to appeal deposits and blocking of cash and receipts of credits through court proceedings, being recorded at the original amount and the balance consisting of:

Reference 2020	**2019**
Judicial Deposits - Tax Lawsuits 206,337	206,337
Judicial Deposits - Labor Lawsuits 8,685	14,151
Total 215.022	**220.488**

8 - INVESTMENTS - Investments are represented by: a) Shareholdings in affiliated companies, with the registration of equity equivalence at the end of the year; b) By holdings in the Share Capital of Shareholding Companies.

Investments 2020	**2019**
SCPs (3) 50.500	50.500
Real Estate SPEs (9) 390,813	437,257
Prado Water and Sanitation SPE Eireli 381,112	557,157
Águas de S. Amparo SPE Eireli 1,609,977	1,038,129
Others 49,894	8,155
Total 2.482.296	**2.091.198**

9 - Equity equivalence - Equity equivalence is the method that consists of updating the book value of the investment to the amount equivalent to the equity interest of the investing company in the equity of the investee, and recognizing its effects in the statement of income for the year. The company recognized in its statement the following equivalences determined through the balance sheets of the companies in which it has an equity interest:

Investments	**2020**	**2019**
Real Estate SPEs (9)	-44.944	14.461
Water and Sanitation of Prado SPE Eireli Águas	-176.044	
de S. Amparo SPE Eireli Others	-170.310	
Total	-262	
	-391.560	**14.461**

10 - Loans and Financing - Amounts contracted with financial institutions, corresponding to the modalities of Finame, guaranteed account and working capital, being demonstrated by the known and calculable amounts, plus, when applicable, the corresponding charges and monetary restatements contracted, incurred until the end of the year.

11 – Equity - The share capital is R$18,000,000.00 (eighteen million reais), divided into 18,000,000 (eighteen million) common shares without par value. **12 - Contingencies** - The Entity's accounting records and operations are subject to examination by the tax authorities and to any notifications for additional payments of taxes, fees and contributions, according to the specific legislation applicable to each type of tax, during the statute of limitations to they inherent.

Eduardo Luiz Magalhães Guatimosim - Administrator - CPF: 567.198.686-91
Valdecy José dos Santos - Accountant CRC/MG 44.944

Machine Translated by Google

MARKET

Dollar closes in fall, with external scene in focus

US currency retreated 0.41%, to BRL 5.3370

REUTERS/GARY CAMERON



Since the last day 19, when the dollar broke the 50-day average, the currency retreats 4.49%

São Paulo - The dollar fell again and closed at a low in more than three months against the real yesterday, with the currency accelerating losses in the final stretch as the yields on US Treasury bonds were at their lowest, which reduced the appeal for the US currency.

The domestic exchange market continues to be influenced by end-of- month operations related to Ptax and by expectation of inflows of resources.

> *"In the case of the real, the risks, especially on the fiscal side, will keep the currency depreciated, despite the fact that by fair exchange calculations (the real) is devalued"*

Yesterday was the last day of greater liquidity for the May dollar futures, with the turnover as of today being concentrated on the June expiration date. The dollar may continue to fall if investors who are buying rollover of futures contracts are "beaten" by the low currency and reverse their positions at the end of the month Ptax, to be defined today.

The new dollar depreciation yesterday occurred after the currency broke its 100 and 200-day moving averages (important technical supports) the day before . Ten days ago, the price had already left behind its 50-day linear moving average.

"We believe this could give more strength to the performance we have seen lately in the real," Citi strategists said in a note. They stated that, historically, the strategy of maintaining a short position in the dollar against the real for 20 days after the currency fell below the 50-day moving average , with a hit rate of 70%, has worked.

Since the last day 19, when the dollar broke the 50-day average, the currency retreats 4.49%.

Yesterday, the spot dollar fell 0.49%, to R$ 5.3347 on sale, the lowest level since January 26 (R$ 5.3231).

Despite the recent relief, the electoral calendar in Brazil has made more benign analysis of the currency for longer periods difficult .

In the accounts of the Swiss bank Julius Baer, in three months the dollar will return to R$ 5.55, climbing to R$ 5.80 after 12 months, with the exchange rate feeling the fiscal problems while the campaign for the elections gains traction next year, a combo that should reduce the chances of approval of reforms this year.

"It has been difficult to talk about the scenario for Brasil," said Julius Baer 's emerging markets strategist , Mathieu Racheter . "In the case of the real, the risks especially on the fiscal side, they will keep the currency depreciated, despite the fact that by fair exchange calculations (the real) is devalued" (Reuters)

ANDRADE GUTIERREZ DESENVOLVIMENTO IMOBILIÁRIO SA

CNPJ: 19.887.236/0001-10

MANAGEMENT REPORT - 2020

To the shareholders, we are pleased to submit for appreciation and judgment by you. the Financial Statements of Andrade Gutierrez Desenvolvimento Imobiliário SA, for the year ended December 31, 2020. The Financial Statements were prepared in accordance with accounting practices adopted in Brazil, which cover Brazilian corporate law, pronouncements, guidelines and interpretations issued by the Accounting Pronouncements Committee (CPC), as well as the concepts introduced by Law No. 11,638/07 and Law No. 11,941/09. The Board.

BALANCE SHEET DRAWN UP ON DECEMBER 31, 2020 AND 2019 (Amounts expressed in thousands of reais)

ACTIVE	31/12/2020	31/12/2019
CURRENT		
Cash and cash equivalents	2	1
recoverable taxes	3	4
Total current assets	5	5
NOT CIRCULANT		
Investments	25.697	34.695
Total non-current assets	**25.697**	**34.695**
TOTAL ASSETS	**25.702**	**34.700**

PASSIVE	31/12/2020	31/12/2019
CURRENT		
Suppliers		
Taxes to collect	8	20
Salaries and social charges	13	150
Related parties	149	124
Loans and financing	1.318	34.946
Total current liabilities	40.371 **41.859**	**35.240**
NET WORTH		
Capital social	56.249	56.249
Acumulated results	(72.406)	(56.789)
Total equity	**(16.157)**	**(540)**
TOTAL LIABILITIES AND SHAREHOLDERS' EQUITY	**25.702**	**34.700**

INCOME STATEMENT
FOR THE YEARS ENDED ON DECEMBER 31, 2020 AND 2019
(Amounts expressed in thousands of reais, except earnings per share)

	31/12/2020	31/12/2019
Administrative costs	(1.173)	(1.023)
Equity Income	(8.998)	(6.320)
OPERATING RESULT BEFORE RESULT FINANCIAL	**(10.171)**	**(7.343)**
FINANCIAL RESULT, NET		
Financial income		12
Financial expenses	(5.446)	(6.655)
	(5.446)	**(6.643)**
EARNINGS BEFORE TAXES	**(15.617)**	**(13.986)**
INCOME TAX AND SOCIAL CONTRIBUTION		
Chain		
Deferred		
NET INCOME FOR THE YEAR	**(15.617)**	**(13.986)**
Basic and diluted earnings per share	(0,2776)	(0,2558)

COMPREHENSIVE INCOME STATEMENT FOR THE FINANCIAL YEARS ENDED DECEMBER 31, 2020 AND 2019
(Values expressed in thousands of Reais)

	31/12/2020	31/12/2019
Income for the year	(15.617)	(13.986)
Other comprehensive income		
Total comprehensive income for the year	**(15.617)**	**(13.986)**

STATEMENT OF CHANGES IN SHAREHOLDERS' EQUITY FOR FINANCIAL YEARS ENDED DECEMBER 31, 2020 AND 2019
(Values expressed in thousands of Reais)

	Capital social	Acumulated results	Net worth
Balances on December 31, 2018	**48.516**	**(42.803)**	**5.713**
Increase in capital	7.733		7.733
Income for the year		(13.986)	(13.986)
Balances on December 31, 2019	**56.249**	**(56.789)**	**(540)**
Income for the year		(15.617)	(15.617)
Balances on December 31, 2020	**56.249**	**(72.406)**	**(16.157)**

STATEMENT OF CASH FLOWS
FOR THE YEARS ENDED ON DECEMBER 31, 2020 AND 2019
(Values expressed in thousands of Reais)

	31/12/2020	31/12/2019
CASH FLOW FROM OPERATING ACTIVITIES		
Net income for the year	(15.617)	(13.986)
Provisioned financial charges	5.425	6.651
Equity Income	8.998	6.320
	(1.194)	1.015
Variation in operating assets and liabilities:		
recoverable taxes	1	(3)
Salaries and social charges	(1)	80
Taxes to collect	(7)	4
Suppliers		(5)
Related parties	8	30
	(33)	106
Net cash used in operating activities	(32) **(1.226)**	**(909)**
CASH FLOW FROM INVESTMENT ACTIVITIES	-	-
CASH FLOW FROM FINANCING ACTIVITIES		
Increase in the Company's share capital		909
Advance for future capital increase received from parent company	1.227	
Net cash generated by financing activities	**1.227**	**909**
INCREASE IN CASH AND CASH EQUIVALENTS IN THE EXERCISE	1	-
Cash and cash equivalents at the beginning of the year Cash and cash equivalents at the end of the year The complete	1 2	1 1

Financial Statements, together with the report by Moore Consulting News Auditores Independentes, are available at the Company's headquarters.

EXECUTIVE DIRECTORS

Bruno Gonçalves Siqueira
Fernando Santos Salles

Gustavo Braga Wednesday Coutinho
Paulo Marcio de Oliveira Machado

RESPONSIBLE ACCOUNTANT: Márcio Magno de Abreu - CRC-MG 089.771/O-1

sigga TECHNOLOGIES

[illegible]

TRAUMINAS DISTRIBUIDORA DE MATERIAIS CIRURGICOS SA CNPJ: 41.721.051/0001-90

BALANCE SHEET DRAWN UP ON DECEMBER 31, 2020 AND 2019 (BRL 1,000.00)

ACTIVE	2020	2019
CURRENT	**56.877**	**63.553**
Cash and Banks	5.606	3.808
Bills to receive	4.970	9.926
Stocks	43.171	47.202
Recoverable Taxes	2.273	2.006
Other current assets	857	610
NOT CIRCULANT	**12.614**	**13.150**
Achievable in the Long Term	365	343
Immobilized	11.844	12.281
Intangivel	405	525
TOTAL ASSETS	**69.491**	**76.702**

PASSIVE	2020	2019
CURRENT	**13.470**	**23.133**
Suppliers	11.053	20.223
Loans and Financing	169	1.014
Labor and Social Obligations	798	1.011
Tax Obligations	1.212	647
Other current liabilities	237	237
NOT CIRCULANT	-	-
Loans and Financing	-	-
NET WORTH	**56.021**	**53.569**
Capital social	5.000	5.000
capital reserves	13.982	13.982
Retained earnings	37.039	34.587
TOTAL LIABILITIES	**69.491**	**76.702**

STATEMENT OF CHANGES IN SHAREHOLDERS' EQUITY
FINANCIAL YEARS ENDED DECEMBER 31, 2020 AND 2019 (BRL 1,000.00)

MOVEMENTS	Capital Social	Shares in Treasury	reserves of Capital	Profits Accumulated	Totals
Balances on 12/31/2017	**5,000**	**18,558** --- (2,568) --- 12,084	**5,000 28,0**[illegible]		**37.539**
distributed dividends					(2.568)
Profit for the Exercise					12.084
Balances on 12/31/2018		-	**13.981**		**47.055**
Prior Exercise Adjustment --- (16) (16)					
Dividends distributed --- (2,051) (2,051)					
Profit for the Year --- 8,582 8,582					
Balances on 12/31/2019 5,000 13,981 34,589 53,570		-			
Prior Exercise Adjustment -----					
Dividends distributed		--- (1.881) (1.881)			
Profit for the year --- 4,333 4,333					
Balances on 12/31/2020 5,000 37,040 56,021		-	**13.981**		

EXPLANATORY NOTES TO THE FINANCIAL STATEMENTS
FOR THE FINANCIAL YEAR ENDED ON DECEMBER 31, 2020

(Values expressed in thousands of reais, unless otherwise indicated form) . **1. OPERATIONAL CONTEXT:** Founded 20 years ago, the company is a company active in the follow-up of products for Orthopedics and Neurosurgery. Representative of the most renowned suppliers of health products, operating in Minas Gerais and Espirito Santo and with focus on excellence and demanding the highest standards in its operations, combining customized service and high quality products with philosophy of partnering with its customers and the consequent permanent search for update industry requirements. **2. PRESENTATION AND ELABORATION FINANCIAL STATEMENTS:** The financial statements were prepared and are being presented in accordance with the practices accounting practices adopted in Brazil for small and medium-sized companies, as Technical Pronouncement CPC PME, which are in compliance with the International Accounting Standards.3. **SUMMARY OF THE MAIN ACCOUNTING PRACTICES: i. Cash and cash equivalents:** Comprise cash balances, demand bank deposits and financial investments. These financial investments are stated at fair value in the fiscal year closing dates, with no fixed redemption deadlines, with immediate liquidity. **ii. Accounts receivable from customers and provision for credit doubtful settlement.** Accounts receivable are recorded and maintained at the nominal value of the securities representing these credits, reduced by the provision for doubtful debts, which is constituted from the analysis of all overdue bills in the customer portfolio, being assumptions the following: a) the customer's justification for the delay); b) renegotiation and/or title installment; c) effective possibility of the receipt to materialize; and d) customer history. The provision is set up for securities whose receipt is possible or remote. These values are not value adjusted. present because they have a short-term maturity and because they do not result in with a material effect on the financial statements. **iii. too active current to non-current:** Presented at cost or realization, including, when applicable, income and variations monies earned. **iv. Property, plant and equipment:** Recorded at acquisition cost, formation or construction, less accumulated depreciation, which is calculated by the linear method at rates that take into account time estimated useful life. **v. Loans and financing:** Loans are initially recognized at fair value, net of costs. incurred in the transaction and are subsequently stated at cost amortized. Any difference between the amounts raised (net of transaction costs) and the settlement amount is recognized in the statement of profit or loss during the period in which the loans are in open interest rate using the effective interest rate method. Loans are classified as current liabilities, unless the Company has a unconditional right to defer settlement of the liability for at least 12 months after the balance sheet date. **vi. Constitution of Provisions: A** provision constituted, as a result of a past event, if there is a legal obligation or constructive that can be reliably estimated. The provision of vacation was constituted based on the amount of grandparents acquired from each employee, plus the constitutional third and the respective duties of INSS and FGTS.vii. **Other current and non-current liabilities:** They are demonstrated by the known or chargeable amounts, plus, when applicable, the respective charges and monetary variations incurred from in accordance with existing contracts. Income and expenses are recorded according to the period of competence. A recipe is not recognized if there is significant uncertainty in its realization. **vii. Use of estimates:** A Company Management, based on estimates and assumptions, measures periodically events that may affect asset and liability balances and other transactions. Therefore, in the financial statements, are included various estimates referring to present value, provision for receivables doubtful accounts, useful life of property, plant and equipment and necessary provisions for contingent liabilities, to calculate projections in order to determine the balance recovery of property, plant and equipment, intangible assets, as well as the determination provision for income tax. As the judgment of the Administration involves determining estimates related to the probability of future events, actual results may differ from these estimates. **4. ACCOUNTS RECEIVABLE:**

	2020	2019
Customers	7.840	12.850
Provision for Credit of doubtful liquidation	(2.914)	(2.933)
	4.926	9.917

They refer to amounts receivable from customers and are deducted upon provision for probable realization values. **5. STOCKS:** Stocks can be demonstrated like this

Inventories	2020	2019
Goods Import	43.171	45.167
in progress **Total**	-	-
	43.171	45.167

6. FIXED ASSETS: Management's analysis does not indicate evidence internal or external material reduction in recovery values for its fixed assets, eliminating the need to carry out adjustments by *impairment.* Property, plant and equipment is composed of assets that contribute for the realization of the Company's corporate purpose and is demonstrated as he follows.

Assets	Rate of depreciation	31/12/2020	31/12/2019
Computers and Peripherals	20% pa	506	506
Machines and equipment	10% pa	430	430
Furniture and utensils	10% pa	131	131
Vehicles	20% pa	1.631	1.631
installations	10% pa	34	34
Cirurgical instruments	20% pa	16.965	15.712
Other Fixed Assets	20% pa	55	55
Total		**19.752**	**18.499**

Accumulated Depreciation	12/31/2020	12/31/2019
Computers and Peripherals	(294)	(277)
Machinery and Equipment	(395)	(354)
Furniture and Fixtures	(144)	(131)
Vehicles	(558)	(424)
Facilities	(34)	(31)
Surgical Instruments	(6453)	(5,001)
Total	**(7.878)**	**(6.218)**
GRAND TOTAL	**11,874**	**12,281**

7. SHAREHOLDERS' EQUITY: a. Share capital: The share capital is represented by 5,000,160 registered common shares of R$ 1.00 each one. **B. Capital reserve: i. Legal reserve** - According to corporate law Brazilian company must transfer 5% of the annual net profit calculated in its corporate books prepared in accordance with accounting practices adopted in Brazil for legal reserve until this reserve is equivalent to 20% of the paid-in capital; **ii. Reserve for Investment and Capital**

INCOME STATEMENT FOR THE YEARS ENDED 31 DECEMBER 2020 AND 2019 (BRL 1,000.00)

	2020	2019
GROSS OPERATING REVENUE	**44.394**	**64.859**
Incident taxes on sales and services	(3.758)	(5.165)
OPERATING NET REVENUE	**40.637**	**59.694**
Sales and service costs	(17.747)	(25.183)
GROSS PROFIT	**22.890**	**34.511**
General and Administrative Expenses	(16.806)	(22.710)
Financial expenses	(239)	(1.594)
Financial income	120	57
Other Operating Income (Expenses)	18	550
OPERATING PROFIT	**5.984**	**10.815**
non-operating income		
INCOME BEFORE TAXATION	**5.984**	**10.815**
(-) Provision for Income Tax and social contribution	(1.651)	(2.233)
NET PROFIT OR LOSS OF THE EXERCISE	**4.333**	**8.582**
Earnings per Share (BRL)	0,00087	0,00172

STATEMENT OF CASH FLOW DRAWN ON 31 DEC DECEMBER 2020 AND 2019 (BRL 1,000.00)

	2020	2019
PROFIT/LOSS FOR THE YEAR	**4.333**	**8.582**
Adjustments (non-cash revenue and expenses)		
Depreciation	7.914	1.308
Year Adjustments Previous (expenses and income not box)		(16)
Low residual value of Fixed Assets Total		
Adjustments **Gross**	**7.914**	**1.292**
Cash Flow from Activities		
Operational	**12.247**	**9.874**
(Increase) / Reduction in Accounts Receivable	4.956	4.589
(Increase) / Reduction in Inventory	4.031	(6.335)
(Increase) / Reduction in Recoverable Taxes	(267)	(1.185)
(Increase) / Reduction in other assets	(269)	836
	8.452	**(2.095)**
Variation in Operating Liabilities		
Increase / (Decrease) of Suppliers to Pay	(9.170)	5.081
Increase / (Decrease) of Obligations Labor and Social	(213)	(18)
Increase / (Decrease) of Obligations Tax	565	48
Increase / (Decrease) Other		(45)
	(8.818)	**5.066**
LIQUID RESOURCES FROM OPERATING ACTIVITIES FLOW OF CASH USED IN ACTIVITIES OF INVESTMENTS	**11.881**	**12.845**
Additions to permanent assets	(7.476)	(5.542)
Realization of Intangible Assets	120	275
LIQUID RESOURCES FROM INVESTMENT ACTIVITIES		
CASH FLOW FROM FINANCING ACTIVITIES	**(7.356)**	**(5.267)**
Short and long term loans		
Loan and financing payments	(845)	(3.896)
Profit Distribution	(1.881)	(2.051)
LIQUID RESOURCES FROM FINANCING ACTIVITIES	**(2.727)**	**(5.947)**
Increase (decrease) in cash and cash equivalents	**1.798**	**1.631**
Availability at the beginning of the Exercise	3.808	2.177
Availability at the end of the Exercise	5.606	3.808
Availability Variation	**1.798**	**1.631**

Turnover – Comprises the portion of profits not distributed to shareholders;

8 - NET REVENUE: There are no losses during the year significant consequences arising from the aforementioned risks. The net income from company, presented in the income statement for the year, is demonstrated below:

OPERATING REVENUE Sales	2020	2019
of Services Sales of	2.388	2.740
Products (-) Taxes on	42.005	62.119
Sales and Services (-) Sales Returns **Net**	(1.885)	(2.212)
Sales Revenue	(1.872)	(2.953)
	40.636	**59.694**

9 - SUBSEQUENT EVENTS

Up to the date of approval of the financial statements presented, no there are other subsequent events that require disclosures or adjustments retrospective financial statements.

IGOR ILDEFONSO DORNELLAS TORRES
DIRECTOR

JOÃO JACQUES DE FREITAS GONÇALVES
ACCOUNTANT - CRC/MG 66.299/O-4

Machine Translated by Google

CENTRO DE INTEGRAÇÃO EMPRESA-ESCOLA MINAS GERAIS

Registered as a Legal Entity under No. 5.332 in Book A7, on June 8, 1965

Civil Registry of Legal Entities (Notary Jero Oliva) and registered in the

CNPJ/MF under no. 21,728,779/0001-36

BOARD'S REPORT

The members of the Board of Directors - 2020/2021, in compliance with the Opinion of the Fiscal Council and the Independent Auditors, approved the said Balance Sheet of the Centro de Integração Empresa Escola de Minas Gerais, suggesting that a report be made to the Founding Members, Owners, Cooperators and Meritorious, in the following Terms: According to the statutory provisions chap. III, art. 27 letter "B", we fulfill the grateful duty of presenting to you. the Balance Sheet and respective Financial Statements of activities for the fiscal year ended on December 31, 2020. Belo Horizonte, April 22, 2021. Sebastião Alvino Colomarte, Chief Executive Officer; José Pedro Barbosa and Waldir Esmero Campos, Executive Vice Presidents; Raimundo Alves de Jesus and Flávia Dias de Castro, Executive Directors; Hélio da Silva Machado Filho and Patrícia Augusta de Alvarenga, CFO; Antônio Carlos Dias Athayde, Executive Superintendent.

Balance sheets on December 31, 2020 and 2019 - (In reais)

ACTIVE	Grades	2020	2019
Current assets			
Cash and cash equivalents 4		1.812.323	3.066.266
Other receivables 5		1.401.563	231.880
Total current assets		3.213.886	3.298.146
non-current assets			
Financial investments projects 6		3.046.040	2.681.397
Investment property 7		1.265.328	1.982.429
Fixed Assets 8		4.095.716	4.357.760
Intangible	9	141.998	188.854
Total non-current assets		8.549.082	9.210.440
total assets		11.762.968	12.508.586

PASSIVE	Grades	2020	2019
current liabilities			
Forncedores		144.260	138.473
Labor and social obligations	10	520.815	574.995
tax obligations	11	158.317	170.385
Internal Scholarship Fund	12	861.079	1.187.356
Other bills to pay		17.349	3.588
Transfer obligation - CIEE partnership			500.000
Total current liabilities		1.701.820	2.574.797
non-current liabilities			
Provisions for risks	13	7.236	
Total non-current liabilities		7.236	
Social equity			
Social equity	14	13	13
revaluation reserve	14	2.720.733	2.817.725
accumulated surplus	14	7.333.166	7.116.051
Total equity		10.053.912	9.933.789
Total liabilities and equity		11.762.968	12.508.586

The accompanying explanatory notes are an integral part of the financial statements.

Statements of income for the years ended December 31, 2020 and 2019 - (In reais)

	Grades	2020	2019
Revenue from activities			
Institutional income (internships)	15	5.665.612	6.751.254
Learning income	15	2.647.225	1.725.800
Income from government subsidy	15	1.747.501	1.400.258
		10.060.338	9.877.312
Activity costs			
interns	16	(3.362.233)	(5.262.907)
Learning	16	(1.700.976)	(1.238.245)
He survived the brute		4.997.129	3.376.160
Operating expenses (income)			
general and administrative	17	(4.302.287)	(2.720.414)
Immunity/gratuity	18	(1.747.501)	(1.400.258)
Other recipes		172.859	320.697
Income from sales of fixed assets and investments	20	1.104.727	
		(4.772.202)	(3.799.975)
Surplus (deficit) before the financial result		224.927	(423.815)
Financial result			
Financial income	19	73.904	225.138
Financial expenses	19	(81.716)	(65.236)
Surplus (deficit) for the year		217.115	(263.913)

The accompanying explanatory notes are an integral part of the financial statements.

Statements of comprehensive income for the years ended December 31, 2020 and 2019 - (In reais)

	2020	2019
Surplus (deficit) for the year	217.115	(263.913)
Other comprehensive income		
comprehensive income	217.115	(263.913)

The accompanying explanatory notes are an integral part of the financial statements.

Statements of changes in equity for the years ended December 31, 2020 and 2019 - (In reais)

	Grades	Shareholders' equity	Revaluation reserve	Accumulated surplus	Total
Balances on December 31, 2018		13 2.907.486		7.379.964	10.287.463
Depreciation - valuation at fair value	8		(89.761)		(89.761)
fiscal year deficit	14			(263.913)	(263.913)
Balances on December 31, 2019		13 2.817.725		7.116.051	9.933.789
Depreciation - valuation at fair value	8		(96.992)		(96.992)
fiscal year surplus	14			217.115	217.115
Balances on December 31, 2020		13 2.720.733		7.333.166	10.053.912

The attached Management notes are an integral part of the financial statements.

Statements of cash flows for the years ended December 31, 2020 and 2019 - (In reais)

	2020	2019
Cash flow from operating activities		
Superavit (deficit) of the year	217.115	(263.913)
Adjustments by:		
Depreciation/amortization	426.723	418.054
Amortization at fair value	(96.992)	(89.761)
Income from government subsidy	(1.747.501)	(1.400.258)
Immunity/gratuity	1.747.501	1.400.258
provision for risks	7.236	(78.800)
Income from financial investments	72.105	222.778
Losses with fixed assets	1.073	
Adjusted surplus (deficit)	627.260	208.358
(Increase) decrease in assets		
Other receivables	(1.169.683)	(186.639)
	(1.169.683)	(186.639)
Increase (decrease) in liabilities		
Suppliers	5.787	(156.617)
Labor and social obligations	(54.180)	213.692
tax obligations	(12.068)	14.632
Internal Scholarship Fund	(326.277)	(611.585)
Other obligations	13.761	(8.227)
Transfer obligation - CIEE partnership	(500.000)	(500.000)
	(872.977)	(1.048.105)
Net cash applied to operating activities	(1.415.400)	(1.026.386)
Cash flow from investing activities		
Acquisitions of fixed and intangible assets	598.205	(124.892)
financial applications projects	(436.748)	329.324
Net cash generated by investing activities	161.457	204.432
Net reduction of cash and cash equivalents	(1.253.943)	(821.954)
Cash and cash equivalents at the beginning of the year	3.066.266	3.888.220
Cash and cash equivalents at the end of the year	1.812.323	3.066.266
Net reduction of cash and cash equivalents	(1.253.943)	(821.954)
Transactions that did not affect cash:		
Investment property write-off	717.101	852.000
addition of fixed assets	(717.101)	(852.000)

The accompanying explanatory notes are an integral part of the financial statements.

INDEPENDENT AUDITOR'S REPORT ON THE FINANCIAL STATEMENTS

To the Directors and Administrators of the

Integration Center Company School of Minas Gerais - CIEE/MG
Belo Horizonte – MG

Opinion

We audited the financial statements of the Centro de Integração Empresa Escola de Minas Gerais – CIEE/MG ("Association"), which comprise the balance sheet on December 31, 2020 and the respective statements of income, comprehensive income, changes in equity and cash flows for the year ended on that date, as well as the corresponding explanatory notes, including a summary of the main accounting policies.

In our opinion, the aforementioned financial statements fairly present, in all material respects, the equity and financial position of Centro de Integração Empresa Escola de Minas Gerais - CIEE/MG on December 31, 2020, the performance of its operations and the its cash flows for the year ended on that date, in accordance with accounting practices adopted in Brazil applicable to non-profit entities – ITG 2002 (R1).

basis for opinion

Our audit was conducted in accordance with Brazilian and international auditing standards. Our responsibilities under these standards are described in the following section entitled "Auditor Responsibilities for the Audit of the Financial Statements". We are independent from the Association, in accordance with the relevant ethical principles set forth in the Code of Professional Ethics for Accountants and in the professional standards issued by the Federal Accounting Council, and we fulfill our other ethical responsibilities in accordance with these standards. We believe that the audit evidence obtained is sufficient and appropriate to provide a basis for our opinion.

Management and governance responsibility for financial statements

Management is responsible for the preparation and proper presentation of the financial statements in accordance with accounting practices adopted in Brazil applicable to non-profit entities - ITG 2002 (R1), as well as for the internal controls it has determined to be necessary to enable the preparation financial statements that are free from material misstatement, whether due to fraud or error.

In preparing the financial statements, Management is responsible for assessing the Association's ability to continue operating, disclosing, when applicable, matters related to its operational continuity and the use of this accounting basis in the preparation of the financial statements, unless the Directors intend to liquidate the Association or cease operations, or have no realistic alternative to avoid the cessation of operations.

Those responsible for the governance of the Association are those with responsibility for overseeing the financial statement preparation process.

Auditor's responsibility for auditing the financial statements

Our objectives are to obtain reasonable assurance whether the financial statements, taken as a whole, are free from material misstatement, whether due to fraud or error, and to issue an auditor's report containing our opinion. Reasonable security is a high level of security, but not a guarantee that the audit carried out in accordance with Brazilian and international auditing standards always detects any material misstatements that exist. Misstatements may arise from fraud or error and are considered material when, individually or jointly, they may influence, within a reasonable perspective, the economic decisions of users taken based on said financial statements.

As part of the audit performed in accordance with Brazilian and international auditing standards, we exercise professional judgment and maintain professional skepticism throughout the audit. Furthermore:

• We identified and assessed the risks of material misstatement in the financial statements, whether caused by fraud or error, planned and performed audit procedures in response to such risks, and obtained sufficient appropriate audit evidence to support our opinion. The risk of not detecting a material misstatement resulting from fraud is greater than that arising from error, as fraud can involve the act of circumventing internal controls, conclusions, forgery, omission or intentional false representations;

• obtained an understanding of internal controls relevant to the audit in order to design audit procedures appropriate in the circumstances, but not for the purpose of expressing an opinion on the effectiveness of the Association's internal controls;

• we assessed the adequacy of the accounting policies used and the reasonableness of the accounting estimates and related disclosures made by management;

• concluded on the appropriateness of management's use of the going concern basis of accounting and, based on the audit evidence obtained, whether there is material uncertainty regarding events or conditions that could cast significant doubt on the going concern ability of the company Association. If we conclude that a material uncertainty exists, we must draw attention in our auditor's report to the related disclosures in the financial statements or include a modification in our opinion if the disclosures are inadequate. Our conclusions are based on audit evidence obtained up to the date of our report. However, future events or conditions may lead the Association to no longer remain in operational continuity;

• We evaluated the overall presentation, structure and content of the financial statements, including disclosures and whether the financial statements represent related transactions and events in a manner consistent with the objective of fair presentation.

• We communicate with those charged with governance regarding, among other things, the scope and timing of planned audit engagements, and significant audit findings, including significant deficiencies in internal controls that may have been identified during our audits. works.

Belo Horizonte, April 20, 2021 **Daniel Menezes Vieira** CT CRC 1MG-078.081/O-1 **Grant Thornton Auditores Independentes** CRC 2SP-034.766/O-0

EXPLANATORY NOTES FROM MANAGEMENT TO THE FINANCIAL STATEMENTS FOR THE YEARS ENDED DECEMBER 31, 2020 AND 2019 - (Amounts expressed in reais)

1. Operational context - The Empresa Escola Integration Center is the currency of the main economic environment in which the Association operates in Minas Gerais – CIEE/MG, located at Rua Célio de Castro, ("functional currency"). The financial statements are presented 79 – Floresta, Belo Horizonte – MG, is an association legally denominated in reais, which is the functional currency of the Association and also its private, state-wide, autonomous, recognized utility presentation currency.

Public Municipal (BH), State and Federal, Beneficent of **3. Main accounting practices** - The main accounting practices Social Assistance (CNAS) in the sectors related to development described below were applied consistently to all processes of professional, technical training , cultural and scientific, exercises presented in these financial statements: **a) Cash and** as well as the integration between educational institutions and **cash equivalent companies -** Cash and cash equivalents cover balances (private or public), with a view to optimizing the absorption of of cash and financial investments with original maturity of three professionals in the job market. To this end, it uses resources months or less from the contracting date, which are subject to donations from individuals or legal entities, from entities with an insignificant risk of change in value and are used in the class, as well as subsidies from the government Public Federal, State settlement of short-term obligations. **b) Financial investments** or Municipal through Laws 9,532 /97 and 5,172/96, applying **– projects -** These refer to the financial investments of CIEE/MG in the income obtained and collected, as well as all resources and fixed income and funds of investments, which can be redeemed for operating results, in studies, research, funding of programs at any time by the Association. These resources represent the interest of the community and the development of the structure and a reserve for the maintenance, improvement and development of the institution's human talents, all with a view to maintaining the programs developed by the Association. **c) Investments** develop their institutional objectives. **Developed programs -** CIEE/MG has some investment properties that are owned **by the Association** - All programs and benefits maintained by the demonstrated at the historical cost of acquisition, one of these properties if CIEE/MG are free, continued, planned and operationalized is rented to third parties . **d) Fixed assets -** Fixed assets are based on social protection actions aimed at young students, recorded at the cost of acquisition or construction, plus, when enabling the promotion of protagonism, citizen participation and applicable interest capitalized during the period construction, mediation and access to the world of work. All of these actions apply to qualifying assets, net of depreciation in accordance with specific legislation. Among the accumulated and provision programs for impairment offered, we can mention: **a) Internship Program - PROES:** the assets for paralyzed assets and with no expectation of reuse or program is totally free and operates in accordance with the performance requirements. Depreciation is computed using the straight-line method, based on current legislation (Article 205 of the Federal Constitution, Law on the estimated useful life of each asset. **e) Intangible assets -** These are Education Guidelines and Bases licenses (LDB) No. 9.394/ 96 and the Specific Law for the use of software, Assignment of Use of Corpore RM Mono Firma and 11,788 /08). The target audience is regular high school students, Totvs ERP Implementation, these assets are stated at the cost of professional and higher education, with priority given to the acquisition target audience, deducted from the period's amortization. **f) Other assets and** the National Social Assistance Policy. CIEE/MG has **liabilities -** An asset is recognized in the balance sheet when adequate physical structure to receive students with disabilities is likely to generate their future economic benefits or with reduced mobility, in accordance with ABNT rules, in favor of the Association and if their cost or value can be measured whose programs are disclosed, in articulation with the Security Centers. A liability is recognized in the balance sheet Specialized Social Assistance Reference Centers (CREAS) and when the Association has a legal or constituted obligation as Social Assistance Reference Centers (CRAS). **b) Program** as a result of a past event, it being likely that a **Professional Information Resource (PROIP):** the purpose of this economic program is required to settle it. They are added, when it is necessary to instruct the candidates on applicable personal and professional preparation, of the corresponding charges and monetary variations for the labor market; posture and professional ethics; instruction or foreign exchange incurred. Provisions are recorded on the basis of resume preparation, interview behavior; best estimates of the risk involved. Assets and liabilities are guidance on the use and protection of the image against the propagation of those classified as current when its realization or liquidation on social networks, among other topics. Upon participation in the program, it is likely to occur within the next 12 months. Otherwise, CIEE/MG will not refer these students to opportunities shown as non-current. **g) Provisions -** Internship Program, Apprenticeship Program and jobs provisions are recognized when the Association has a legal obligation made available by the partner Cooperating Member companies, or constituted as a result of a past event and it is probable through the New Graduates Program . **c) Special Program** that economic benefits are required to settle the obligation **(PRESP):** the target audience is students, educational institutions and and a reliable estimate of the value can be made. The relative expense companies. The program is completely free and aims to stimulate and support whatever provision is presented in the income statement, to the entrepreneurial capacity and initiative of students. They are net of any refund. **h) Assessment of the recoverable value** carried out at seminars and selection processes for resumes, application of assets (impairment **test) -** The Association annually reviews knowledge tests. **d) Referral Program** the net book value of assets, with the objective of evaluating **New Graduates (PRERF):** target audience is former interns events or changes in economic, operational circumstances and former regular high school apprentices, professional or technological education, which may indicate deterioration or loss of their superior, recent graduates, prioritizing the target audience of the Recoverable Value Policy. When such evidence is identified, and National Social Assistance. **e) Apprenticeship Program:** where the net book value exceeds the recoverable amount, the program at CIEE/MG started in February 2016 with *impairment adjustment.* **i) Assets and liabilities linked subject** to Federal Law No. 10,097/00, regulated **by monetary restatement -** The rights and obligations, legal or by Federal Decree No. 5,598/05, as registered with the Council contractually subject to monetary variation, are updated up to the Municipal Rights of Children and Adolescents of Belo Horizonte on the balance sheet dates, and their counterparts are directly reflected in the results of the exercises presented. **j) Social assets -** It is under number 377/01 and the National Register of Professional Learning of the Ministry of Labor and Employment. It is intended for young people and represented by social assets, plus surpluses or adolescents, students in the final years of elementary school and deficits, revaluation reserve and adjustment of fair value evaluation of complete secondary education, aged between 14 and 24 years old. of the assets. **k) Recipes -** The recipes comprise in their entirety, The objective is to provide a space of opportunity for the young person/

the fair value of the payments received from contracts for teenagers to enter the job market, duly guided by the management of internships, apprenticeships and government subsidies. **l)**

and professionally trained. In June 2019, **Statements of Cash Flows were signed -** The Statements of Flows in partnership with the Roberto Marinho Foundation to adopt the cash flow statement are prepared and presented by the indirect method of the Aprendiz Legal Program methodology. The program's activities are in accordance with Accounting Pronouncement CPC 03 "Demonstration of cash flows are carried out at the CIEE/MG headquarters in Bairro Floresta in the city", issued by the Accounting Pronouncements Committee of Belo Horizonte in the state of Minas Gerais, in the Regional Unit (CPC).

do Norte de Minas, at the Contagem Regional Unit, at Unit **4. Cash and cash equivalents -** Covers cash balances, Nanuque and Sete Lagoas Customer Service. **1.1. Covid-19** - In banks account movement and financial investments. The application in mid-March of this year, starting the financial mobility restrictions, has a remuneration of the variation of the Human Deposit Certificate preventive to the impacts related to the pandemic arising from Banking (CDBs), on average, 98% of the CDI on December COVID-19 virus, recommended by the World Organization of 2019 and has immediate liquidity. It was classified as Cash and Health and determined by the Brazilian authorities, the national scenario cash equivalents.

and worldwide for the Association's businesses presented significant changes. The Association is actively working on preventive measures to help control the spread of the Coronavirus (COVID-19), reinforcing hygiene protocols, disseminating information on the subject on its internal communication channels and following the guidelines of the World Health Organization (WHO), canceling internal events and trips, adopting electronic means of communication, among other initiatives. Such measures kept contagion rates low, preserving the health and lives of our employees and reducing the impact on operational performance. The Association did not have its activity suspended, one of the measures adopted was the reduction of the workload, which allowed the activities to continue. The equity values and results presented in this report must be analyzed considering the measures that were taken.

The main reductions were 0.01% in income from activities, 16.08% being the lowest in institutional income (explanatory note no. 15), and 53.39% the highest in learning income (explanatory note no. reduction of 22.12% in the cost of the activity (explanatory note nº 16) compared to the previous year.

2. Presentation of the financial statements - **a) Declaration of compliance -** The financial statements were prepared in accordance with the accounting practices adopted in Brazil applicable to non-profit entities, which cover the Corporate Law, pronouncements, guidelines and Interpretations issued by the Accounting Pronouncements Committee (CPC), particularly the specific provisions established by CFC Resolution 1409/12 , which approved ITG 2002(R1) – "Non-profit entities". The Association's financial statements will be approved by the Fiscal Council of the Centro de Integração Empresa Escola de Minas Gerais on April 20, 2021. **b) Use of estimates and judgments -** Estimates were used to recognize certain assets, liabilities and other transactions, including the effects of estimates regarding the recovery of assets, necessary provisions for contingent liabilities and the like.

Actual results may vary in relation to such estimates. **c) Functional currency and presentation currency -** Items included in the financial statements are measured using

	2020	2019
Cash and banks	723	1.999
Banks movement account	1.811.600	1.798.300
Financial investment **Total**		1.265.967
5.	**1.812.323**	**3.066.266**

Other receivables

	2020	2019
Other amounts receivable 13.507 Labor claim – Judicial deposit		46.005
24.549 Amount receivable from the sale of properties 1.332.200		25.522
Cooperator Members - Apprentices 31.307 160.353 **Total 1.401.563**		
231.880		

6. Financial investments - projects - The investment in Banco Bradesco S/A has remuneration in the variation of the Bank Deposit Certificates (CDBs), on average, at 98% of the CDI (on December 31, 2020 and 2019) and in other banks are remunerated with fixed income investment funds.

	2020	2019
Financial investments – fixed income	1.130.619	1.107.473
investment fund Financial		
investments – CDB 1.915.421 1.573.924 **Total 3.046.040 2.681.397**		

7. Property for investment - The property at Rua Célio de Castro, 161 is rented to a third party. For each lease, a period of validity is negotiated with the annual value of the rent indexed to the IGPM. The properties were appraised by a brokerage and the lots by the Municipality of Igarapé. The estimated market value according to the appraisal report is R$ 2,484,142.

	2020	2019
Property - Rua Célio de Castro	411.800	411.800
Property - Rua Inhaúma, 108 Lots	494.000	494.000
- Cond. Serra Verde **Total**	359.528	1.076.629
	1.265.328	**1.982.429**

On 08/17/2020, the institution entered into an agreement with the Associação do Bairro do Condomínio Serra Verde – Igarapé, for its integration as an effective associate with all the rights and duties of an associate, through the reimbursement of expenses with improvements and investments of the Condominium. With this integration, the institution was able to start the process of selling some of the properties.

8. Property, plant and equipment - Composition of property, plant and equipment in the years:

	% - Annual depreciation rate	2020 Cost	2020 Accumulated depreciation	2020 Net	2019 Net
Properties	4%	5.025.577	(1.397.967)	3.627.610	3.828.629
Furniture and utensils	20%	737.817	(515.086)	222.731	297.231
installations		118.915	(27.057)	91.858	96.615
IT equipment	4% 10%	812.368	(658.851)	153.517	135.285
Total		**6.694.677**	**(2.598.961)**	**4.095.716**	**4.357.760**

Movements of fixed assets in the fiscal years:

Description	31/12/2018	Additions	Casualties	12/31/2019	Additions (1,453)	Casualties	31/12/2020
Immobilized	**5.652.615**	**967.780**		**6,618,942**	**76,997**	**735,892**	**76,577 - 5,025,475**
IT equipment	**696.355**	39.537		**118,915**	**738,660**		**(1.262) 6.694.677**
Properties	**4.173.475**	852.000					**812.469**
installations	**118.915**						**- 5.025.475**
Furniture and utensils	**663.870**	76.243	(1.453)			**118,915**	**737.818**
Accumulated depreciation	**(1.937.858)**	**(324.777)**	**(337.968)**	**189.951**	**(598.961)**		
IT equipment	**(544.448)**	(56.057)	(58.345)	**(658.850)**	(102.706)	**(50.000)**	**(505.027) (826.211)**
Properties	**(619.447)**					**(722.184)**	
installations	**(17.544)**	(4.758)	(4.756)	**(27.058)**	(71.464)	**(22.302)**	**(515.087)**
Furniture and utensils	**(371.417)**			1.453		**(441.428)**	189
Depreciation - fair value (89.761) **(571.755)** (96.992)	**(385.002)**					**(474.763) -**	
Total 643.003 (260.971) (1.073) 4.095.716	**3.714.757**				**4.357.760**		

The Association adopts the calculation of depreciation on property, plant and equipment items, using the straight-line method, according to the estimated useful life of the assets.

During the year ended December 31, 2020 and 2019, the Association did not identify the existence of indicators that certain assets could be recognized in the accounting at amounts above recoverable amounts, and therefore, no provision was recognized in the financial statements.

9. Intangible assets - Composition of intangible assets in the year:

	% - Annual amortization rate	2020 Cost	2020 Accumulated Amortization	2020 Net (20,000)	2019 Liquid
Assignment of use of Corpore RM Mono Firma	20%	20,000		(376,533)	
Right to use software	20% 20% 25% 50% 33,33% 100%	276,571		(55,308)	38 21,513
Totvs ERP Implementation		132,739		(280)	77,431 103,979
Software Use License 4 years		560		(2,086)	280 420
Software Use License 2 years		2,096		(64,690)	1,048
Software Use License 3 years		123,715		(19,279)	59,025 54,747
Software Use License 1 year		24,503		**(438,186)**	5,224 7,147
Total		**580,184**			**141,998 188,854**

Movement of intangible assets in the year:

Description	31/12/2018	Additions	Casualties	31/12/2019	Additions	Casualties	31/12/2020
Intangible	**529.173**	**9,112**		**538.285**	**41,899**		**580.184**
Assignment of use Corpore RM Mono Fir.	20,000			20,000			20,000
Right to use software	276,571			276,571			276,571
3 year software license	89,580			89,580	34,135		123,715
1 year software license	7,627	9,112		16,739	7,764		24,503
4 year software license	560			560			560
Totvs ERP implementation	132,739			132,739			132,739
2 year software license	2,096			2,096			2,096
Accumulated amortization	**(256.154)**	**(93.277)**		**(349.431)**	**(88.755)**		**(438.186)**
Assignment of use Corpore RM Mono Fir.	(20,000)			(20,000)			(20,000)
Right to use software	(227,156)	(27,901)		(255,057)	(21,476)		(276,533)
Totvs ERP implementation	(2,212)	(26,548)		(28,760)	(26,548)		(55,308)
1 year software license	(1,810)	(7,783)		(9,593)	(9,686)		(19,279)
3 year software license	(4,976)	(29,857)		(34,833)	(29,857)		(64,690)
4 year software license		(140)		(140)	(140)		(280)
2 year software license		(1,048)		(1,048)	(1,048)		(2,096)
Total	**273,019**	**(84,165)**		**188,854**	**(46,856)**		**141,998**

10. Labor and social obligations

	2020	2019
INSS to be collected	49.038	48.565
INSS employer's quota	1.470	3.403
Alimony Vacations and	4.185	1.718
vacation bonus payable Loans allocated	401.212	437.703
to employees Scholarship aid for interns	6.318	6.753
Salaries payable **Total 11. Tax obligations**	15.555	36.586
	43.037	40.267
	520.815	**574.995**

	2020	2019
FGTS payable	72.186	87.474
IRRF	78.766	72.641
ISSQN	4.722	5.661
PIS/Cofins/ CSSL	2.643	4.609
Total	**158,317**	**170,385**

12. Internal Scholarship Fund - The Internal Scholarship Fund (FIBA) aims to grant a scholarship to students/interns duly enrolled and attending high school (general/ professional education), higher education of the public and private sector. This amount refers to the resource sent by cooperating member companies to CIEE/

MG for payment to interns for the period. The value of the interns' scholarship is passed on to them. The value of the Scholarships received at the end of the fiscal year, R$ 861,079 on 12/31/2020 and R$ 1,187,356 on 12/31/2019 to be transferred to interns in the following month or amounts that still depend on document regularization for payment to interns.

	2020	2019
Scholarship payable	627.632	967.757
Blocked scholarship	233.447	219.599
Total	**861.079**	**1.187.356**

13. Provision for risks - The Association calculates the provision for probable losses in lawsuits, based on information from lawyers who sponsor the lawsuits and on the history of follow-up of payments in lawsuits, carried out by Management. Management's estimate, based on the opinion of these lawyers, is that the ongoing labor lawsuit that may be considered a probable loss on December 31, 2020 was R$7,236 (there was no probable loss in 2019). The value of the claims for labor proceedings with the possibility of a possible loss, therefore not subject to provisioning, amounts to R$ 117,005 on December 31, 2020 (R$ 60,620 in 2019).

14. Equity - It is represented by equity, accumulated surpluses, revaluation reserve and valuation adjustment of the fair value of assets. **Revaluation reserve -** On December 31, 1995, the Association had proceeded with the revaluation of its fixed assets, recording a capital gain on these assets in the amount of R$ 620,568, which was supported by an independent expert report, the counterpart of which is recorded in revaluation reserves account in shareholders' equity. The Association adopted deemed cost procedures , verifying the fair value of fixed assets. The fair value was recorded based on appraisals carried out by technicians, in the amount of R$2,671,920, with a corresponding entry in the account "Equity valuation adjustment", in shareholders' equity.

	2020	2019
Reassessment of own assets Fair value assessment Depreciation	620.569	2.671.920
fair value adjustment **Total 15. Income from**	(571.756) **2.817.725**	(474.764) **2.720.733**
activities		

	2020	2019
Institutional revenue - internship **(a)**	5,665,612	6,751,254
Learning revenue **(b)**	2,647,225	1,725,800
Revenue from government grants **(c)**	1,747,501	1,400,258
Total	**10,060,338**	**9,877,312**

(a) Institutional income – internship - Refers to contributions from Cooperating Members, to maintain the operational activities of CIEE/MG. **(B) Learning income -** Refers to enrollments and monthly fees paid by Cooperating Members to maintain Learning Program activities. **(c) Revenue from government subsidies -** Revenue from subsidies refers to the accounting of taxes and contributions from which the institution is immune (see Explanatory Note No. 17) and complies with the provisions of Resolution Conselho Federal de Contabilidade (CFC) No. 1,305/ 10. For the control of Granted Gratuities, the Association recognizes the immunity of the social security contribution, Cofins, CSSL and IRPJ as "Income from government subsidies" and counterpart as "Tax expenses"

(Cofins, CSSL AND IRPJ) and personnel expenses (INSS employer fee/third parties/ B.C. work), nullifying the effect on the result for the year.

16. Activity costs

Service costs	2020	2019
Personnel expenses Water	(5.678.084)	(9.078)
	(235.745)	(371.561)
Rental of rooms and condos	(82.323)	(63.028)
Electricity	(140.354)	(143.118)
phone and internet	(112.018)	(144.803)
Life insurance	(180.135)	(326.329)
Others	**(6.501.152)**	**(5.063.209)**
Total		

Costs by type of allocation	2020	2019
Internships	(5.262.907)	(1.700.976)
Learning **Total 17.**	(1.238.245)	**(5.063.209)**
	(6.501.152)	

General and administrative

	2020	2019
Personnel expenses General	(354.448)	(358.054)
and administrative expenses Expenses	(7.236)	(998.935)
with labor lawsuits Expenses with	(329.731)	
provision of services Depreciation/amortization	(328.293)	
expenses Expenses with confiscation due to fraud	(1.370.550)	
by third parties (*) **Total**	**(4.302.287)**	**(2.720.414)**

(*) Expenses with confiscation due to third-party fraud refer to amounts lost from the current account held with Banco do Brasil S/A, due to bank fraud committed by third parties, on 03/12/2020. The Association filed an ordinary action for reimbursement of the misappropriated amounts, against Banco do Brasil, which is in its initial phase, whose process is being processed by the 6th Civil Court of Belo Horizonte – TJ/MG. According to the law firm, responsible for the lawsuit, there is no forecast of loss for the Association, considering the reimbursement of the full value of the material damage, as probable. **18. Immunity and gratuity -** The Entity, as a social association of public interest governed by private law with non-economic purposes, benefiting from social assistance and recognized as being of public utility, is immune from the payment of contributions and taxes destined to social security, on the payroll payment, revenue and profit. In compliance with Law No. 12,101/09, Decree No. 7,237/10 and CFC Resolution 1,409 /12, the amounts related to social security immunities - employer quota and tax exemptions are shown below:

	2020	2019
INSS - employer quota/third parties/occupational accidents	(1,117,076)	(1,145,947)
Contribution to finance insurance	(249,385)	(254,311)
social (Cofins)		
Social contribution on net income - CSLL	(142,890)	
Income tax withheld at source - IRRF	(238,150)	
Total	**(1,747,501)**	**(1,400,258)**

The 2nd Chamber of the Council of Tax Appeals of the Municipality of Belo Horizonte, in a meeting held on March 22, 2017, by unanimous vote, acknowledged and granted the administrative appeal filed by CIEE/MG in Process No. 01.086.410/11-10, which suspended the tax immunity of this Institution, since 06/12/2012. The decision of the Municipality of Belo Horizonte is for the recognition and maintenance of the tax immunity of CIEE/MG, whose judgment was published on 03/06/2017. On 01/09/2019, the National Treasury suspended the CIEEMG's requirement to contribute to the Social Integration Program. **19. Financial result**

	2020	2019
Financial income	**73.904**	**225.138**
Income from investment fund	30.608	120.070
Yields with CBD	41.497	102.708
Others	1.799	2.360
Financial expenses	**(81.716)**	**(65.236)**
Bank expenses	(76.364)	(62.829)
Interest and fine	(5.352)	(2.407)
Financial result	**(7.812)**	**159.902**

20. Income from sales of fixed assets and investments

	2020	2019
Income from sales of fixed assets and investments	1.823.089	
Cost of fixed assets and investments **Total**	(718.362) **1.104.727**	

21. Transactions that did not affect cash

	2020	2019
Retirement of investment property		
Addition of fixed assets	(717.101)	(852.000)

22. Subsequent events - The Association's Management annually assesses the occurrence of events subsequent to the date of the financial statements. There were no events comprising the date of the statements and the date of their approval that should be adjusted or disclosed in the financial statements.

Antônio Carlos Dias Athayde - Executive Superintendent **Ademir José da Silva** - CRC/MG 083.772/O-1 **Patrícia Augusta de Alvarenga** - Financial Director **Hélio da Silva Machado Filho** - Financial Director

OPINION OF THE FISCAL COUNCIL FOR THE YEARS ENDED DECEMBER 31, 2020 AND 2019 (In reais)

In compliance with statutory provisions, the members of the fiscal council of CENTRO DE INTEGRAÇÃO EMPRESA ESCOLA DE MINAS GERAIS – CIEE/MG proceeded to examine the balance sheet, income statement, changes in equity, cash flow and explanatory notes to the financial statements, accompanied by the independent auditor's report, referring to the fiscal year ended on 12/31/2020. The fiscal council points out that the financial statements adequately present the Assets and financial situation of the Association.

Belo Horizonte, April 20, 2021.

Cassio André Madureira Martins **Solange Gomes de Araujo Braz** **salvador ohana**

POLICY

Covid CPI will investigate go

Brasília - The rapporteur of the Covid CPI, Renan Calheiros (MDB--AL), yesterday presented a work plan for the commission whose investigations focus on the actions of the federal government in fighting the pandemic, such as the delay in purchasing vaccines, guidelines on social isolation and the defense of unproven medicines science against the disease.

Part of the work plan, in practice, is already underway, given the earlier approval of the summons by the current Minister of Health, Marcelo Queiroga, and former holders of the portfolio Luiz Henrique Mandetta , Nelson Teich and Eduardo Pazuello,

Machine Translated by Google

BUSINESS

Mother's Day can spend R$ 12.2 billion in the count

Unlike last year, in 2021 retail is starting the process of reopening the economy, which can help sales

Rio de Janeiro - The National Confederation of Trade in Goods, Services and Tourism (CNC) estimates for Mother's Day this year a sales volume of R$ 12.2 billion throughout the country, which represents an increase of 47% in compared to the 2020 result (BRL 8.26 billion). CNC senior economist Fabio Bentes told Agência Brasil yesterday that 2020 was especially atypical for that date, as non-essential retailers were closed due to the restrictive measures imposed by the authorities to combat the new coronavirus.

"Shopping centers are starting to operate again, which they didn't have last year. The clothing segment is very strong in malls and suffered a lot in 2020"

For this reason, CNC chose to compare the 2021 sales expectation with that of 2019, which was the last normal Mother's Day in retail. The financial movement expected for the date was 2% lower than in 2019, which reached BRL 12.34 billion. The economist clarified that since it moves practically all segments of commerce, Mother's Day is considered the "Christmas of the first semester". In 2020, retail sales for the date retreated 33.1%, the biggest drop in the historical series.

Clothing - The clothing segment

ACIJA / DISCLOSURE

The clothing, footwear and accessories segment traditionally leads sales in this period of the year

rio, footwear and accessories traditionally lead sales during this period of the year. In 2020, it moved BRL 1.6 billion, with a reduction of 62.7% compared to 2019. This year, the segment's billing forecast rises to R$ 4.09 billion, according to CNC, showing a positive variation of 146%. "It will more than double this year."

Fabio Bentes noted that in 2021 retailers are starting the reopening process. " *Shopping centers* are starting to operate again, which they didn't have last year. The clothing segment is very strong in *malls* and suffered a lot in 2020". He explained that, in addition to being the sector that will move the most , in absolute numbers, sales on Mother's Day, it will also be the one that will grow the most compared to last year, due to this different reality of the operation of commercial establishments.

Next, furniture and home appliances (R$ 2.38 billion) and pharmacies, perfumes and cosmetics (R$ 1.52 billion) should come. Regarding the perfumery segment, Bentes highlighted that, in addition to having a natural appeal associated with the date, it is also a low average ticket segment (average value of sales in a period). He said that the health crisis ends up causing an economic crisis, pressure on the families' budget, with unemployment still high and high inflation. "Usually, when you have an unfavorable scenario for the family budget, these segments grow, such as clothing and perfumery and cosmetics, which the children turn to when the budget is tight".

Cheapest - According to CNC, from the basket of 17 goods and services for Mother's Day, only five presented retraction in comparison with the previous year: handbags (-7.6%), make-up articles (-6.3%), books (-3.1%), women's clothing (-2.3%) and women's shoes (-1.3%). In general, the basket has the highest average change since 2016 (4.7% in 2021, against 7.7% in 2016). "It is a reflection of the higher inflation that we are experiencing this year, first due to the effect of food inflation at the beginning of the year and, later, due to fuel inflation . When inflation is higher, this ends up spreading to certain retail prices".

Taking into account the devaluation of the real in the period, the economist said that it is very difficult for the retailer not to pass on certain price increases. "Who tends to pass it on is the retailer who has the rope around his neck. For apparel retailing, this has yet to happen. he is offering products at lower prices than last year, to try to attract the consumer.

On the other hand, the sectors that presented the biggest increases were TV, sound and information technology (19.2%), jewelry and bijouterie (14.4%) and natural flowers (13.3%). Bentes stated that in relation to TV, sound and computers, the segment is coming from a not so difficult year, because families stayed at home and started to consume more of this type of product, which opened space for the recomposition of margin. In addition, most of these products are assembled in Brazil with imported components, in which the high dollar ends up having an impact on the price. The same occurs in relation to the jewelery sector, in which the price of raw materials is quoted in dollars. "So, when the dollar rises, it ends up pushing these prices up as well".

By state, São Paulo (R$4.46 billion), Minas Gerais (R$1.13 billion) and Rio de Janeiro (R$1.2 billion) tend to account for more than half (55.4%) of the financial movement with the mothers' date this year, in retail. All federation units should show real progress in relation to the 2020 result.

Fabio Bentes informed that, in comparison with 2019, Rio de Janeiro is the only one of the three states that should have a drop in revenue in the period, due to the economic situation and the more adverse local consumption conditions. The list of financial movement reduction is led by Bahia (-6.5%), followed by Rio de Janeiro (-2.2%), Federal District (-2.1%) and Espírito Santo (-0. 7%). **(ABr)**

LAMBDA IV ENERGIA SA

CNPJ/MF No. 34.216.543/0001-62

Management report

Dear Shareholders, we present below the financial statements for the year ended December 31, 2020.

Balance Sheets on December 31, 2020 and 2019

(In thousands of reais)

Active	2020	2019
Current assets	**105.300**	**(0)**
Cash and cash equivalents	105.300	(0)
total assets	**105.300**	**(0)**
Passive	**2020**	**2019**
current liabilities		
Net worth	**105.300**	**(0)**
Capital social	10.530	
capital reserves	94.770	
Total liabilities and shareholders' equity	**105.300**	**(0)**

Explanatory Notes

The financial statements were prepared in accordance with the accounting standards in force in Brazil, issued by the Federal Accounting Council. The complete Financial Statements, accompanied by the Explanatory Notes are available to Messrs. Shareholders at the Company's headquarters.

Executive Board

Gustavo Matos Joao Cunha

Wiliam Franco de Oliveira – Accountant CRC 1SP 256.533/O-3

Income Statements for the year ÿ on December 31, 2020 and 2019 (In thousands of reais)

There was no transaction on this account

Statements of Changes in Shareholders' Equity for the year ÿ on December 31, 2020 and 2019 (In thousands of Reais)

	Capital social	Reservations capital	Total
Balances on January 1, 2017	-	-	-
Balances on December 31, 2017	-	-	**(0)**
Capital increase/AFAC	10.530	94.770	105.300
Balances on December 31, 2018	**10.530**	**94.770**	**105.300**

Statements of Cash Flows for the year ÿ on December 31, 2020 and 2019 (In thousands of reais)

2020 2019 Cash Flow Statements	
financing activities	
Equity movements (capital, dividends and others)	105.300 –
Cash flow from financing activities	105.300 –
Variation in cash and cash equivalents	**105.300 (0)**
At the beginning of the period	(0) –
At the end of the period	105.300 (0)

CAPANEMA BUILDINGS AND LEASING OF OWN PROPERTY SA - CNPJ 23.993.710/0001-65

BOARD'S REPORT

Shareholders: In compliance with legal and statutory provisions, Belo Horizonte, December 31, we submit for your appreciation, the financial statements, **BALANCE SHEET ENDED ON** relating to the financial year ended December 31, 2020, we are at your disposal for any clarifications you deem necessary.

2020, **THE BOARD.**

DECEMBER 31, 2020 (Amounts in R$ THOUSAND)

ACTIVE	2020	2019	2018
Current	**1.910**	**2.045**	**1.164**
Available			
Box			7
Banks Movement Account		6	
Financial Investment	6 6 1.575	18 1.660	3 874
Other Current Assets			
Stocks	0	0	0
National customers	0	0	0
Advances / Loans	0	0	0
Recoverable Taxes	282	289	277
Deferred payments	0	0	0
Other Current Accounts	41	72	
Not CIRCULANT	**14.902**	**14.937**	3 **13.677**
Achievable in the Long Term			
Credits with Connected Persons	0	0	0
Judicial deposits	0	0	0
Permanent			
Immobilized	14.902	14,937	13.677
TOTAL ASSETS	**16.812**	**16,982**	**14.841**

PASSIVE	2020	2019	2018
Current	**27** 0	**147**	**22**
Suppliers	5	87	0
Social Obligations		13	10
Tax Obligations	11	10	3
provisions	11		9
Advances from Customers/Third Parties	0	8	0
Wages Payable	0	0	0
Debts with Connected Persons	0	6	0
Other Current Accounts	0	0 23	0
Not CIRCULANT			
Liable in the Long Term			
Loans and Installments	0 0	0	
Net worth	**16.785 16.835 14.819**		
Capital Social	20.833 20.645 17.974		
Profit Reserve	28 28 28		
legal reserve	302 302 302		
Accumulated Profit/Loss	-4.378 -4.140 -3.485		
TOTAL LIABILITIES	**16.812 16.982 14.841**		

STATEMENT OF CHANGES IN SHAREHOLDERS' EQUITY

Movement	Capital	Capital to be paid in	Capital Reserves	Profit Reserves	Retained Earnings	28	302	(3485)
Balance on 12/31/2018	**17974**		**0**					
Increase in capital	2.671							
Adjustment of Previous Exercises								114
Distribution of Dividends								
Increase in capital								
Increase and/or Decrease Reserves								
Fiscal Year Result								(769)
Balance on 12/31/2019	**20645**		**0**	**28**	**302**			**(4140)**
Increase in capital	188							
Adjustments from Previous Exercises								172
Distribution of Dividends								
Fiscal Year Result								(410)
Balance on 12/31/20120	**20833**		**0**	**28**	**302**			**(4378)**

INCOME STATEMENT FOR THE FINANCIAL YEAR 12/31/2020 12/31/2019

	12/31/2018	
Gross Operating Revenue	**955**	**200**
(-) Taxes on Sales	(88)	(18)
(-) Returns and Canceled Sales		
Net Operating Revenue (-) Costs of Goods and Goods	**867**	**182**
Gross Profit Operating Expenses/ Revenues Net Financial Result	**867**	**182**
Other Operating Revenues Exp. Commercial	**(1.293)**	**(981)**
and Administrative Other Operating	30	53
Expenses **Operating Income** (-) Non-		
Operating Expenses (+) Non-Operating Income	(1.321)	(717)
Income **for the Year** (-) Provision for CSSL	(2)	(317)
	(426)	**(799)**
	16	30
	(410)	**(769)**
(-) Provision for IRPJ		
Net Profit/Loss for the Year Net Earnings per	**(410)**	**(769)**
Share Notes to the Financial Statements	**(0,02)**	**(0,05)**

STATEMENT OF CASH FLOWS

Operational Activities	**31/12/20**	**31/12/19**	**31/12/18**
Net Income for the Period	**(410)**	**(769)**	**(921)**
Expenses/Revenues that do not affect Cash			
Depreciation Charges			
Prior year adjustments	172	114	52
Sale of Fixed Assets			
Changes in Current and Non-Current Assets			
(Increase) Decrease in Accounts Receivable			
(Increase) decrease in Inventories			
(Increase) Decrease in Recoverable Taxes	7	(12)	(6)
(Increase) decrease of Others accounts	31	(69)	2
Changes in Current Liabilities and Not CIRCULANT			
Increase (decrease) of Suppliers	(87)	87	(28)
Increase (decrease) in Taxes and Social Accounts Increase	(7)	10	(4)
(decrease) in other accounts payable **Net Cash Generated**	(26)	28	(10)
Operating Activities Investment Activities	**(320)**	**(611)**	**(915)**
Acquisitions or Write-Offs to Fixed Assets Dividends	35 (1.260)		(232)
Distributed **Net Cash in Investment Activities Investment Activities**	35 (1.260)		(232)
Capital Increase **Net Cash**	188	2.671	1.339
in Financing Activities Net Change in Cash	188	2.671	1.339
Cash plus Equiv. of initial cash Cash plus Equiv. of final	**(97)**	**800**	**192**
cash **Net Change in Cash BOARD:** Capanema	1.684	884	692
Edificações e Locações de Imóveis Own SA;	1.587	1.684	884
Maria José Capanema Alvares – Chief	**(97)**	**800**	**192**

Closed on December 31, 2020

1. Operational Context: Capanema **Edificações e Locações de Imóveis Ownos SA** is a privately-held corporation, having started its activities on 03/08/1988 with head office in the city of Belo Horizonte-MG and its corporate object is the rental activity own properties. **2. Presentation of Financial Statements:** The financial statements were prepared in accordance with generally accepted accounting principles. **3. Main Accounting Guidelines:** a) Permanent Assets were recorded at acquisition cost; b) Income for the Year, all revenues, costs and expenses are shown on an accrual basis; c) Inventories: are valued at the average acquisition cost of inputs and other criteria provided for in tax legislation. **4. Capital Stock:** The capital stock subscribed and paid in on 12/31/2020 is BRL 20,833,425.78 (twenty million, eight hundred and thirty-three, four hundred and twenty-five reais and seventy-eight cents). The amount of BRL 188,058.00 (one hundred and eighty-eight thousand, fifty-eight reais) was paid in the calendar year of 2020.

Executive Officer; **Form Accounting Ltd.** - CRC MG 007930/O-9; **Cristina Mendanha Leão** - CRC MG 097491/O-2.

Machine Translated by Google

COVID-19

Senate approves breach of vaccine patent

Bill passed in the House yesterday by 55 votes in favor and 19 against and now goes to the Chamber of Deputies

Brasília - The Senate plenary yesterday approved a bill that provides for the temporary suspension of patents for vaccines, drugs and tests against Covid-19 for the duration of the coronavirus pandemic. The text was approved by 55 votes in favor and 19 against and now goes to the Chamber of Deputies.

According to the proposal, patent holders are obliged to provide the public authorities with all the information necessary for the production of vaccines and medicines to combat Covid-19.

The objective, according to the author of the project, Senator Paulo Paim (PT-RS), is to speed up the production of immunizers in an attempt to accelerate the process of vaccination against the disease in the country.

During the discussion of the project, the rapporteur for the matter, Nelsinho Trad (PSD-MS), explained that the concession of Compulsory, temporary and non-exclusive license to exploit the patent will occur when an act of the federal government recognizes a national emergency or public interest. In such cases , even so, the rights

> *"This vaccine is a global challenge, it is the line that separates life and death, it is a war of all of us against a virus"*

of the patent holder are the insured and can only occur in case he does not meet the need of the situation.

The text foresees the creation of two stages for the process of compulsory licenses.

According to the rapporteur, declared the emergency situation, the Executive branch must publish, within 30 days, a list of patents related to products and processes essential for combating the pandemic. This would be the list of patents subject to compulsory licensing . It would be up to institutions assess whether they would be interested in the respective breach of the patent.

"In the second stage, licenses would be effectively granted only for patents on the list of priorities for which effective proposals emerged and based on objective market conditions, technological capacity and investments for its production in the country", said the senator.

According to Trad, Brazil has already used this prerogative by promoting the compulsory licensing of efavirenz - one of the drugs used in the treatment of patients with AIDS.

The author of the proposal said that the vote was a " historic moment". "The Senate is having the great opportunity to debate this issue, a topic that plagues all of humanity. this vaccine it is a global challenge, it is the line that separates life and death, it is a war for all of us against a virus", he said.

The proposal even entered the Senate voting agenda at the beginning of the month, but was withdrawn after a suggestion by the leader of the government in Congress, Eduardo Gomes (MDB-TO), and corroborated by the leader of the government in the Senate, Fernando Bezerra Coelho (MDB-PE), on the grounds that the Chamber would promote debate on the subject. **(Reuters**

AMANDA PEROBELLI / REUTERS

According to the proposal, patent holders are obliged to give the public authorities information for the production of vaccines and medic

TBIT TECNOLOGIA SA
CNPJ: 10.453.381/0001-18

BALANCE SHEET - (In thousands of reais)

ACTIVE	2019	2020
CURRENT	**1.293**	**1.776**
Available	170	924 419
Accounts receivable from customers	214	440 141
recoverable taxes	146	181 118
Advances to suppliers	316	1.170
Stocks	1.052	7 7
NOT CIRCULANT	1.033	938 130
advance to third parties	107	**2.463**
Immobilized	**2.828**	**2019**
Intangible		**2020**
TOTAL ASSETS		
PASSIVE		
CURRENT	**1.090**	**1.296** 169
Suppliers	186	502 550
tax obligations	339	237 77
Labor obligations	320	3 3 355
Short-term loans and financing	291	234 121
Other obligations payable		
NOT CIRCULANT		
Loans and financing		
Deferred tax liability		40
tax obligations		251
NET WORTH	1.018	1.241
Capital social	1.015	1.015
Capital Reserve	2.095	2.095
profit reserves	(2.092)	(1.869)
TOTAL LIABILITIES AND PL	**2.463**	**2.828**

INCOME STATEMENT - (In thousands of reais)

	2019	2020
LIQUID REVENUE OF SALES		**1.863 2.045**
cost of goods sold		(250) (596)
GROSS PROFIT		**1.613 1.449**
Business expenses		(264) (106)
Administrative and general expenses		(744) (723)
Other (expenses) operating income, net		(154) (198)
OPERATING INCOME / EXPENSES		**451 422** (160)
Financial result		(143)
INCOME BEFORE TAX INCOME AND SOCIAL CONTRIBUTION		**291 279** (84)
Income tax and social contribution		(56)
PROFIT / LOSS FOR THE YEAR		**207 223**

ABB ADMINISTRAÇÃO DE IMÓVEIS E PARTICIPAÇÕES SA CNPJ: 00.716.185/0001-35

BALANCE SHEET CLOSED ON: (IN BRL)

ACTIVE	2020	2019
CURRENT		
Cash and cash equivalents	1.586.646,21	252.779,79
Total Current Assets	**1.586.646,21**	**252.779,79**
NOT CIRCULANT		
Investments	27.693.029,07	24.685.862,31
Immobilized	4.223.681,98	2.797.060,66
Total Non-Current Assets	**31.916.711,05**	**27.482.922,97**
TOTAL ASSETS	**33.503.357,26**	**27.735.702,76**

PASSIVE	2020	2019
CURRENT		
Suppliers	10.301,55	2.543,25
Obligations and charges	323,95	309,38
tax obligations	78.514,28	5.095,03
Other obligations	930,05	888,22
Total Current Liabilities	**90.069,83**	**8.835,88**
NOT CIRCULANT		
NET WORTH		
Subscribed share capital	8.902.480,00	8.902.480,00 0,00
Reserve of dividends to be distributed	0,00	
legal reserve	1.780.496,00	1.780.496,00
Retained earnings	22.730.311,43	17.043.890,88
Total Shareholders' Equity	**33.413.287,43**	**27.726.866,88**
TOTAL LIABILITIES	**33.503.357,26**	**27.735.702,76**

STATEMENT OF CHANGES IN SHAREHOLDERS' EQUITY (DMPL)

	Capital Stock	Dividend Reserve	Legal Reserve	8,902,480.00	Retained earnings	Total
On December 31, 2019	**1,780,496.00**	**0,00**			**17.043.890,88**	**27.726.866,88**
Fiscal Year Result					8.464.351,30	
Distributed Profits					-2.777.930,75	
On December 31, 2020	**8,902,480.00**	**0,00**	**1.780.496,00**		**22.730.311,43**	**33.413.287,43**

Statement of Income for the Year (In BRL)

	2020	2019 GROSS
OPERATING REVENUE	217,064.46	231,062.48
Gross revenue deductions	-99,172.85	-8,433.83
NET REVENUE	**117,891.61**	**222,628.65**
Costs of services and real estate	0.00	0.00
GROSS OPERATING PROFIT	**117,891.61**	**222,628.65**
SEND/REC. OPER		
Administrative expenses	-284,307.18	-317,869.29
Commercial expenses	0.00	0.00
Tax expenses	0.00	0.00
Net financial income	26,687.16	1,939.28
Other operating income	2,500,000.00	
Results from shareholdings	2,487,330.75	7,500,015.20
Equity Income	3,007,166.76	2,179,429.32
OPERATING PROFIT OR LOSS	**7,854,769.10**	**9,586,143.16**
NON-OPERATIONAL DIS/REC		
Indemnities	700.000,00	0.00
GROSS PROFIT IRPJ	**8.554.769,10**	**9.586.143,16** -
CSLL	56.875,92	-11.141,06
	-33.541,88	-6.684,63
NET RESULT	**8.464.351,30**	**9.568.317,47**

Explanatory Notes to the Financial Statements as of December 31, 2020 - 1. Operational Context: ABB Gestora de Imoveis S/A, located in Belo Horizonte, is engaged in the management of its own properties and holdings in other companies.2. **Presentation of Financial Statements:** The Financial Statements for the year ended December 31, 2020 were prepared in accordance with accounting practices adopted in Brazil, in compliance with the provisions contained in the Brazilian Corporate Law, and incorporate the changes introduced by through Laws 11,638/07 and 11,941/09 and in accordance with NBCT 1941 - Accounting for Small and Medium-sized Companies. **3. Main Accounting Practices:** (a) Calculation of results: Income and Expenses were appropriated on an accrual basis and taxes calculated on a cash basis, in accordance with current legislation. (b) Investments are valued using the equity method.

	R$ 2019	2020
Trena Earthmoving and Construction SA	22,162,558.83	25,513,615.78
Minas Brasilia Consult. e Serviços Ltda	2,523,303.48	2,179,413.29
	24,685,862.31	**27,693,029.07**

Belo Horizonte, December 31, 2020
Elisa Rodrigues de Paula Bouissou - Director
Andrezza da Assunção Ribeiro - Accountant CRC-MG 95.736

EVOLUA ENERGIA PARTICIPAÇÕES SA - CNPJ: 35.064.555/0001-81

Management Report: Messrs. Shareholders, Evolua Energia and statutory, submit to your appreciation, the statements Participações SA, in accordance with the legal accounting provisions related to the fiscal year ended on 12/31/2020.

Balance sheets as of December 31, 2020 and 2019 (In thousands of reais, unless otherwise indicated)

ACTIVE	Notes	12/31/2020	12/31/2019
Current assets			
Cash and Equivalent cashiers..... 7 Taxes		10,254	3
recoverable..... - Other accounts receivable... - **Total current assets .....**		10,287	
non-current assets			
Immobilized		59	
Intangible assets ..... 8 Right of use ..... 9 **Total non-current assets ....**		1,206	
		1,193	
		2,458	
Total assets		12,745	

LIABILITIES AND SHAREHOLDERS' EQUITY	Notes	12/31/2020	12/31/2019
current liabilities			
Suppliers..... 10 Social and labor obligations..... 11		168	
Tax obligations Lease liabilities 12		258	
Total current liabilities		22	
		132	
		580	
non-current liabilities			
Lease liabilities 12 **Total non-current liabilities .....**		1,026	
		1,026	
Equity	13		
Share capital..... 13.a Capital reserve..... 13.b Accumulated losses. - **Total shareholders'** equity		2,035	
		11,466	
		(2,362)	
		11,139	
Total liabilities and equity ... 12,745 1			

Management's explanatory notes form an integral part of the financial statements.

Statement of income for the year ended December 31, 2020 (In thousands of reais, unless otherwise indicated)

	Notes	12/31/2020
(Expenses) operating income		
Administrative and general..... 14 **Operating loss before result. finance. .....**		(2,400)
		(2,400)
Financial result		
Financial expenses ..... 15 Financial income..... 15		(2)
		40
		38
Loss before IR and contrib. Social.....		(2,362)
Income tax and **loss for the** year..... contribution ..... (2,362)		
Loss for the year ..... (2,362)		

Statements of cash flows for the years ended for the years ended December 31, 2020 and 2019
(In thousands of reais, unless otherwise indicated)

	31/12/2020	31/12/2019
Operating activities		
Loss before income tax and social contribution	(2.362)	
Adjustments to reconcile the result available at applied in the activities. operational		
Depreciation and amortization...	4	
Amortization of right of use Interest on lease liabilities.....	25	
	2	
Decrease (increase) in assets		
Recoverable taxes	(3)	
Other Accounts Receivable.....	(30)	
(Decrease) increase in liabilities		
Suppliers.....	22	
Social and labor obligations.	258	
Tax obligations	22	
cash applied to the activities. operational.....	(2.062)	
Of investment activities		
Property acquisitions.....	(64)	
Acquisitions of intangibles.....	(1.047)	
Box liquid applied in activities investment	(1.111)	
Of the activities third-party financing		
Amortization of lease liabilities	(74)	
cash applied in activities third-party financing.	(74)	
Of the activities of financing with shareholders		
Capital increase..... 13,500 **Net cash generated by activities.**		
financing with shareholders 13,500 **Increase in cash and** cash equivalents.....		
10,253 **Cash and cash equivalents**		
At the beginning of the year..... 1 At the end of the year..... 10,254 **Increase in cash and**		
cash **equivalents .....** 10,253 **Additional information**		
Transactions that do not involve box		
Suppliers..... 146 Acquisitions of intangible assets..... (146)		

Management's explanatory notes form an integral part of the financial statements.

Statement of comprehensive income for the year ended December 31, 2020 (In thousands of reais, unless otherwise indicated)

	31/12/2020
	(2.362)
Other comprehensive income social	
Comprehensive result	

Management's explanatory notes are part Management's explanatory notes are an integral part of the financial statements.
part of the financial statements.

Statements of changes in shareholders' equity for the years ended as of December 31, 2020 and 2019 (In thousands of reais, unless otherwise indicated)

	Notes	Share capital	Capital reserve	Accumulated losses	Total
Balances on September 19, 2019					
(Constitution).....					
Capital payment 13.a 1					
Balances on December 31, 2019 1 Capital payment ..... 13.a - 7,770 (-) Capital to be paid..... ..... 13th - (5,736)		1 1	7.770 (5.736)		
Goodwill reserve ..... 13.b - 11,466				11.466	
Loss for the year ..... (2,362) (2,362)					
Balances on December 31, 2020 2,035 (2,362) 11,139				11.466	

Management's explanatory notes form an integral part of the financial statements.

Tarcísio Andrade Neves - CPF: 455.506.386-49 **Report of the independent auditor on the financial statements** To the Management and Shareholders of **Evolua Energia Participações SA**

Belo Horizonte – MG

Opinion - We audited the financial statements of Evolua Energia Participações SA ("Company"), which comprise the balance sheet as of December 31, 2020 and the related statements of income, comprehensive income, changes in equity and cash flows , for the year ended on this date, as well as the corresponding explanatory notes, including a summary of the main accounting policies. In our opinion, the aforementioned financial statements fairly present, in all material respects, the equity and financial position of Evolua Energia Participações SA on December 31, 2020, the performance of its operations and its cash flows for the year ended on this date, in accordance with accounting practices adopted in Brazil. **Basis for opinion -** Our audit was conducted in accordance with Brazilian and international auditing standards. Our responsibilities under these standards are described in the following section entitled "Auditor Responsibilities for the Audit of the Financial Statements". We are independent from the Company, in accordance with the relevant ethical principles set forth in the Code of Professional Ethics for Accountants and in the professional standards issued by the Federal Accounting Council, and we fulfill our other ethical responsibilities in accordance with these standards. We believe that the audit evidence obtained is sufficient and appropriate to provide a basis for our opinion. **Emphasis - pre-operational phase** - We draw attention to Explanatory Note No. 1 to the financial statements, which describes that the Company was incorporated on September 19, 2019 and is in the pre-operational phase, and has been showing losses in its operations. Considering that the Company, as a result of being in the pre-operational and development phase of its operations, is, therefore, spending significant amounts on organization and development costs, which, according to the estimates of its Management, will be absorbed for revenues from future operations, when the Company is fully operational. Our opinion is not qualified on this matter. **Responsibilities of Management and Governance for Financial Statements -** Management is responsible for the preparation and fair presentation of the financial statements in accordance with accounting practices adopted in Brazil and for such internal controls as it has determined are necessary to permit the preparation of financial statements that are free from distortions. relevant, regardless of whether caused by fraud or error. When preparing the financial statements, management is responsible for assessing the Company's capacity to continue operating, disclosing, when applicable, matters related to its operational continuity and the use of this accounting basis in the preparation of the financial statements, unless that Management intends to liquidate the Company or cease its operations, or has no realistic alternative to avoid the closure of operations. Those responsible for the Company's governance are those responsible for supervising t

Daniel Menezes Vieira - CTCRC 1MG-078.081/O-1 **auditor's responsibilities for auditing the financial statements -** Our objectives are to obtain reasonable assurance that the financial statements, taken as a whole, are free from material misstatement, whether caused by fraud or error, and to issue an auditor's report containing our opinion. Reasonable security is a high level of security, but not a guarantee that the audit carried out in accordance with Brazilian and international auditing standards will always detect any material misstatements that exist. Misstatements may arise from fraud or error and are considered material when, individually or jointly, they may influence, within a reasonable perspective, the economic decisions of users taken based on said financial statements. As part of the audit performed in accordance with Brazilian and international auditing standards, we exercise professional judgment and maintain professional skepticism throughout the audit. In addition: • we identified and assessed the risks of material misstatement in the financial statements, whether due to fraud or error, planned and performed audit procedures in response to such risks, and obtained sufficient appropriate audit evidence to support our opinion. no. The risk of not detecting a material misstatement resulting from fraud is greater than that arising from error, as fraud can involve the act of circumventing internal controls, collusion, falsification, omission or intentional false representations; • obtained an understanding of internal controls relevant to the audit in order to design audit procedures appropriate to the circumstances, but not for the purpose of expressing an opinion on the effectiveness of the Company's internal controls; • We evaluated the adequacy of the accounting policies used and the reasonableness of the accounting estimates and related disclosures made by management; • concluded on the appropriateness of Management's use of the going concern basis of accounting and, based on the audit evidence obtained, whether there is material uncertainty regarding events or conditions that could cast significant doubt on the going concern's ability of the Company. If we conclude that a material uncertainty exists, we must draw attention in our auditor's report to the related disclosures in the financial statements or include a modification in our opinion if the disclosures are inadequate. Our conclusions are based on audit evidence obtained up to the date of our report. However, future events or conditions may lead the Company to no longer remain in operational continuity; • We evaluated the overall presentation, structure and content of the financial statements, including disclosures and whether the financial statements represent related transactions and events in a manner consistent with the objective of fair presentation. We communicate with those charged with governance regarding, among other things, the scope and timing of planned audit engagements and significant audit findings, including significant deficiencies in internal controls that may ha

Belo Horizonte, March 05, 2021.
Daniel Menezes Vieira - CT CRC 1MG-078.081/O-1 **Grant Thornton Auditores Independentes**
CVM - 3.990 - CRC 2SP-026.597/O-5

ELASA ELO ALIMENTAÇÃO S/A - CNPJ: 03.300.974/0001-89

Balance sheet for the year according to Corporate Law for the year ended in: (amounts expressed in reais)

Active	31/12/2020	31/12/2019
Current	**49.849.983**	**53.854.474**
Cash and Cash Equivalents	5.791.249	5.211.374
Customers	20.672.873	20.497.516
advances	7.647.833	8.607.693
Stocks	2.860.338	3.196.803
Recoverable Taxes	9.080.278	11.331.887
Contractual Deposits	3.772.618	4.927.359 53.825
third party stock		24.795
Expenses Next Year	28.015	**7.153.784**
Not CIRCULANT	**7.267.114**	4.058.781
Judicial deposits	2.933.914	71.670 121.558
Investments	3.023.333	4.211.643
Immobilized		
Total Assets	**57.003.767**	**61.121.588**

Liabilities and equity	31/12/2020	31/12/2019
Current	**28.856.911**	**31.217.423**
Suppliers	10.963.406	9.092.968
Labor and Social Security Obligations	6.322.941	7.043.093
Taxes and Contributions	4.271.797	4.412.962 20.567
advances	44.473	537.184 550.003
Other obligations	6.741.014	10.020.098
Loans and Financing	53.825	**13.347.782 6.646.826**
third party stock		
Not CIRCULANT	11.559.068	6.287.773
Loans and Financing	1.581.769	167.106
Taxes and Contributions		
Other bills to pay		
commissions payable	206.945	191.948
Net worth	**14.799.074**	**23.257.339**
Capital Social	1.619.360	1.619.360 698.921
profit reserve	9.157.187	323.872
legal reserve	323.872	8.710.920
Capital Reserve	8.710.920	
Advance for future Capital Increase		
	3.446.000	3.446.000
Total Liabilities	**57.003.767**	**61.121.588**

Statement of Changes in Shareholders' Equity by Corporate Law for the year ended December 31, 2020
(amounts expressed in reais)

Description	Capital social	Let them go. in the future reserves	Reservation Capital Lgeal	Reservation Capital of Total	Profits	Increased
Balance on December 31, 2018	**1.619.360**	**3.446.000**	**323.872**	**3.818.188**	**14.261.455**	**23.468.875**
Distributed Profits						(683.000) (683.000)
Net Income for the Year						471.463 471.463 - 4.892.732
Grant Reserve				(4.892.732)		
Balance on December 31, 2019	**1.619.360**	**3.446.000**	**323.872**	**8.710.920**	**9.157.186**	**23.257.338** (386.000) (386.000)
Distributed Profits						
Net Income for the Year						- (8.072.265) (8.072.265)
Balance on December 31, 2020	**1.619.360**	**3.446.000**	**323.872**	**8.710.920**	**698.921**	**14.799.074**

Statement of Income for the year by Corporate Law for the year ended in:
(amounts expressed in reais)

	31/12/2020	31/12/2019
Net operating revenue	**132.748.748**	**176.095.339**
Cost of Goods Sold	(51.853.550)	(70.189.858)
Personnel Cost	(55.940.872)	(66.831.881)
gross profit	**24.954.326**	**39.073.599**
Operating Expenses/Revenues	**(31.715.064)**	**(37.958.056)**
With Adm Staff	(7.681.167)	(8.237.583)
General and Administrative	(23.770.195)	(29.457.826)
Tax	(291.467)	(5.438.068)
Other Operating Income	27.765	5.175.421
Operational result	**(6.760.737)**	**1.115.544** (1.417.986)
Financial result	(848.638)	
Financial expenses	(3.083.603)	(1.979.186)
Financial income	1.665.617	1.130.548 106.458
Non-Operating Income	204.557	109.099 218.523
non-operating income	(2.641)	(13.966)
non-operating expense		
Profit/Loss before Income Tax	**(8,072,265)**	**471,463 (8,072,265)**
Profit/Loss after Income Tax	**471,463**	**Indirect Cash Flow**

Statement for the year by Corporate Law for the year ended in: (amounts expressed in reais)

	31/12/2020	31/12/2019
Loss/Net income for the period (8,072,265) 471,463 Cash flow from operating activities		
Adjustments to net income for the year with cash generated by operating activities: Depreciation of property, plant and equipment in the year Current	1.473.412	919.238
Write-off of Fixed Assets in the fiscal year chain		(13.966)
	(6,598,854)	**1,376,735 Increase/**
decrease in operating assets:		
Trade accounts receivable Inventories	(175.357)	(7.025.905)
Recoverable	336.465	(98.490)
taxes Advances Other current and non-	2.251.609	(6.660.075)
current assets	959.861	1.141.432
	86.920	(2.679.846)
	3.459.498	**(15.322.883)**
Increase/decrease in operating liabilities:		
Suppliers 1,870,438 Labor and social obligations Tax obligations Other		422.088
current and non-current liabilities Related	(720.151)	538.260
Parties	(141.165)	2.647.754
	1.339.112	(666.218)
	2.348.233	**2.941.884**
Net cash applied to activities operational (791,122) (11,004,264)		
Cash flow from investing activities		
Addition to investment activities Addition to	49.888,60	157.412
property, plant and equipment	(285.102)	(1.295.182)
Net cash from activities of investments (235,214) (1,137,770)		
Cash flow from financing activities		
Dividends Paid Loans	(386.000)	(683.000)
and Financing **Net Cash from Financing**	1.992.210	15.931.326
Activities Increase/Decrease in Cash and Cash Equivalents Cash and	**1.606.210**	**15.248.326**
Cash Equivalents at Beginning of Year		
Cash and Cash Equivalents	**579.874**	**3.106.292**
at End	5.211.374	2.105.084
of the fiscal	5.791.249	5.211.374
year **Increase/Decrease of cash and cash equivalents** pending,	**579.874**	**3.106.291**

Statement of Changes in Shareholders' Equity by Corporate Law for the year ended December 31, 2020
(amounts expressed in reais)

Description	Capital social	Let them go. in the future reserves	Reservation Capital Lgeal	Reservation Capital of Total	Profits	Increased
Balance on December 31, 2018	**1.619.360**	**3.446.000**	**323.872**	**3.818.188**	**14.261.455**	**23.468.875**
Distributed Profits						(683.000) (683.000)
Net Income for the Year						471.463 471.463 - 4.892.732
Grant Reserve				(4.892.732)		
Balance on December 31, 2019	**1.619.360**	**3.446.000**	**323.872**	**8.710.920**	**9.157.186**	**23.257.338** (386.000) (386.000)
Distributed Profits						
Net Income for the Year						- (8.072.265) (8.072.265)
Balance on December 31, 2020	**1.619.360**	**3.446.000**	**323.872**	**8.710.920**	**698.921**	**14.799.074**

Explanatory Notes to the Financial Statements December 31, 2020 and 2019

1. Operating Context - The purpose of the company is to provide for tax legislation.(g) - Income and Expenses - Recognized according to collective meals in public or private companies, on an accrual basis. (h) - Net Revenue and composition of hospitals, prisons and similar; provision of school meals; Operating Revenue - Sales Return - Sales Tax

provision of outsourced labor; provision of management services for industrial restaurants; provision of support services for restaurant activities; provision of cleaning and building and industrial conservation services; provision of food, foodstuffs, hotels and leisure on vessels and in onshore and offshore oil extraction companies; snack bars, bars and the like; chamber services, prison management and co-management services; leasing and subleasing of equipment for industrial kitchens, snack bars, laundry, vehicles, refrigeration containers and the like; wholesale trade of goods in general, with a predominance of food products; retail trade of food products in general or specialized in food products not specified above; wholesale trade of goods in general, with no predominance of food or agricultural inputs; maritime agency activities; wholesale trade of clothing and accessories for professional and work safety use; wholesale trade of hardware and tools; retail trade in hardware and tools; specialized wholesale trade in construction materials not otherwise specified; wholesale trade of steel and metallurgical products, except for construction; wholesale trade of machinery and equipment for industrial use; parts and pieces; wholesale trade of personal hygiene products; retail trade of cosmetics, perfumery and personal hygiene products; wholesale trade of hygiene, cleaning and home care products; retail trade of household sanitizing products; wholesale trade of machinery, apparatus and equipment for agricultural use; parts and pieces; retail trade of other products not previously specified; wholesale trade of building materials in general; retail trade of building materials in general;

wholesale trade of paints, varnishes and the like; retail trade of paints and materials for painting; wholesale trade of lubricants; retail trade of lubricants; wholesale trade of bed, table and bath articles; retail trade of bed, table and bath items; packaging wholesale trade; wholesale trade of office supplies and stationery retail trade of stationery; wholesale trade of computer equipment; wholesale trade of computer supplies; specialized retail trade of computer equipment and supplies; slaughter of cattle, pigs, sheep and goats; industrialization and commercialization of meat products; manufacture of sandwiches in general; franchise administration; and may also participate in other companies, as partners, shareholders or quota holders.

2. Main Accounting Practices - The Company's financial statements are prepared in accordance with the accounting practices established by the Brazilian Corporate Law. The main ones are as follows: (a) - Financial Investments - These are recorded at cost, plus income earned up to the balance sheet date, consistent with market values. (b) - Inventories - Inventories are stated at average purchase cost, lower than replacement costs or realizable values. (c) - Current and Non-Current Assets - Other assets are presented at their realizable value, including, when applicable, earnings and monetary variations earned. (d) - Property, plant and equipment - Presented at historical cost, restated up to December 31, 1996, pursuant to legislation. Depreciation of Fixed Assets in operation is calculated based on the estimated useful life of the assets, using the straight-line method, observing the stated rates. (e) - Current and Non-Current Liabilities - Stated at known or estimated amounts, plus, when applicable, the resulting charges and monetary variations incurred. (f) - Income Tax - The provision for income tax is constituted on taxable income, considering the exclusions and additions provided for in

	2020 R$	2019 R$
Operating income	154.420.738	203.614.210
Sales/Return Tax	21.671.990	27.518.872
Net Revenue	**132.748.748**	**176.095.339 2020**
3 - Stocks	**R$ 2019**	**R$**
Raw Materials/Inputs	2.494.092	2.937.227
Finished products	94.457	103.835
Intermediate Products	130.887	13.992
merchandise for resale	14.619	13.835
consumption stock	126.282	127.913
Total	**2.860.338**	**3.196.803**

4 - Fixed Assets	Cost Original	Depreciation 2020 BRL Accumulated	Liquid	2019 R$ Liquid
Land	76.987,98	76.988	76.988	2.509.441,31 (2.392.749) 116.693
Vehicles	191.705			
Furniture and Utensils	2.459.617,32	(2.285.836)	173.781	254.821
Machinery and Equipment	8,249,970.89	(7,148,476)	1,101,495	1,401,387
Trademarks and patents	45,571.11	45,571	45,571	
Other Improvements	3,703,347.19	(3,457,577)	245,770	520,838
Software	36	0,729.78	(245,801)	114,929
95,481 IT Equipment Hospitality	1.430.441,83	(1.154.993)	275.449	406.289
Total	5.960.247,84	(5.087.590)	872.658	1.218.563
5 - Short Term Loans and Financing	**24.796.355,25**	**(21.773.022)**	**3.023.333**	**4.211.643 2020**

	R$ 2019	R$
Bradesco	4.165.217	3.471.299 442.700
Financing BNDES card (Bradesco)	445.451	248.289 2.000.000
Santander Bank Itau	1.884.808	4.103.348
Bank	6.741.014	10.020.098 **2020**
Total	**R$ 2019**	**R$**
Long term		
Bradesco	2.193.356	
Financing card BNDES (Bradesco)	608.733	860.702
Santander Bank	1.806.848	
Itau bank	6.950.131	5.427.072
Total	11.559.068	6.287.773

Luciana Carolina de Souza Noli - CEO
ELASA - Elo Alimentos S/A
Cristiane Saraiva Martins - Accountant CRC/MG 088570/0-9

Independent Auditors' Report on the Financial Statements

To the Administrators and Shareholders of Elasa – Elo Comida S/A.
Belo Horizonte – MG

We audited the financial statements of Elasa – Elo Comida S/A., ended on December 31, 2020 and 2019, which comprise the balance sheet, statements of income, changes in equity and cash flows for the period ended on that date, as well as the summary of the main accounting practices and other explanatory notes. **Responsibility of the Management for the financial statements** - The Company's management is responsible for the preparation and adequate presentation of these financial statements in accordance with the accounting practices adopted in Brazil for Small and Medium-Sized Companies (Pronouncement Técnico CPC PME - Accounting for Small and Medium-Sized Companies) and such internal controls as it determines are necessary to enable the preparation of financial statements that are free from material misstatement, regardless of if caused by fraud or error. **Responsibility of independent auditors -** Our responsibility is to express an opinion on these financial statements based on auditing standards, conducted in accordance with Brazilian and international auditing standards. These standards require compliance with ethical requirements and are carried out with the aim of obtaining security in the financial statements. The audit involves performing selected procedures to obtain evidence regarding the amounts and disclosures presented in the financial statements. The procedures depend on the auditor's judgment, including the assessment of risks of material misstatement in the financial statements.

In this risk assessment, the auditor considers the relevant internal controls for the preparation and proper presentation of the company's financial statements. An audit also includes evaluating the appropriateness of accounting practices made by Management as well as evaluating the overall presentation of the financial statements.

We believe that the audit evidence obtained is sufficient and appropriate to provide a basis for our opinion. **Opinion** - In our opinion, the financial statements of Elasa – Elo Comida S/A., based on our examinations, the statements referred to above adequately represent, in all material aspects, the Equity and Financial Position of Elasa – Elo Comida S/ A, on December 31, 2020 and 2019, the results of its operations and the changes in its shareholders' equity for the years ended on those dates, in accordance with the accounting practices provided for in corporate law, applied uniformly. Belo Horizonte, April 26, 2021.

Waldir Adriano de Jesus - Accountant CRC/MG 87,714

Machine Translated by Google

CREDIT

Interest rate for families reaches 41% per annum in March

Increase was 0.9 pp compared to February

CHARLES SILVA DUARTE / ARCHIVE DC

Rate growth for individuals last month was influenced by the interest on credit card revolving charged by banl

Brasília - Families paid higher interest rates in March, according to the Monetary and Credit released yesterday by the Central Bank (BC). The average interest rate for families on free credit reached 41% per year, an increase of 0.9 percentage points in relation to February. Compared to March 2020, there was a drop of 5.4 percentage points in this rate.

In contracts with companies, the free rate reached 13.8% per annum in March, remaining stable in relation to the previous month. In the year, there was a reduction of 2.8 percentage points in interest to companies.

According to the head of the BC's Department of Statistics , Fernando Rocha, the reduction in rates in the interannual comparison, both for individuals and companies, still has the effect of the policy of reducing the basic interest rate carried out by the BC last year. In August 2020, the Selic rate reached 2% per annum, the lowest level since the beginning of the BC's historical series in 1986.

The increase in interest for individuals last month was, to a large extent, influenced by interest on the revolving credit card fees charged by banks, which increased by 8.1 percentage points in the month, reaching 334.9% per year. In the case of regular rotary, when the customer pays at least the minimum invoice amount, the rate reached 306.2% per year, an increase of 11.1 percentage points. The rate of non-regular rotation of customers who did not pay or delayed the minimum payment of the invoice grew 4.6 percentage points in March compared to the previous month and reached 356.8% per year.

Last month, the stock of all loans granted by banks reached BRL 4.104 trillion, an increase of 1.5% compared to February

The revolving credit is the credit taken by the consumer when he pays less than the full amount of the card invoice and lasts for 30 days. After this period, the financial institutions pay the debt in installments. In this case, on the installment card, the increase was 0.5 percentage points, with the interest rate remaining at 167.6% per annum.

The overdraft rate fell 3.9 percentage points in the month, reaching 121% year in March.

Payroll personal loan interest rose 0.1 percentage point to 18.9% per annum. In non-payroll loans , the rate was 87.3% in March, an increase of 0.9 percentage points in relation to February. According to Fernando Rocha, the growth in the non-payroll loan rate is due to greater lending by financial companies, which have higher interest rates than banks.

Targeted credit - These rates are for free credit, in which banks have autonomy to lend money raised in the market and define the interest rates charged to customers. Directed credit, on the other hand, has rules defined by the government and is intended, basically, for the housing, rural, infrastructure and microcredit sectors.

In the case of earmarked credit , the average rate for individuals was 6.8% per annum in March, down 0.1 percentage points. For companies, the rate dropped by 0.3 percentage points to 8.1% per year in March.

Delinquency and balance - Delinquency (considering arrears over 90 days) of households, in free credit, remained stable at 4.1% in March. As well as companies in this modality, which was 1.6%. According to Fernando Rocha, default rates remain at the lowest levels of history.

Last month, the stock of all loans granted by banks reached BRL 4.104 trillion, an increase of 1.5% in relation to February.

The 12-month growth of the total portfolio decelerated from 16.1% in February to 14.5% in March. This credit balance corresponded to 54.4% of all goods and services that the country produces - the Gross Domestic Product (GDP).

In the case of extended credit to the non-financial sector, which is the credit available to companies, families and governments regardless of the source (banking, bond market or external debt) reached R$ 12.5 trillion, growing 1.5% in the month and 16.9% in 12 months. The monthly variation mainly reflected the growth in the balance of loans, both those taken in the domestic market as those that make up the external debt.

The variation in 12 months has a significant impact on the growth of the public securities portfolio, which represents 36% of expanded credit . According to Rocha, the amount is due to the increased need for federal government funding for measures to deal with the Covid-19 pandemic. **(ABr)**

TAMBASA ATACADISTAS

FABRICS AND HARNESS MIGUEL BARTOLOMEU SA PLAY
CNPJ - 17.359.233/0001-88

MANAGEMENT REPORT

Shareholders,
Fabrics and Armarinhos Miguel Bartolomeu SA – Tambasa, submits for your appreciation the Management Report and the Company's financial statements, referring to the fiscal years ended on December 31, 2020 and 2019.

Thanks
We thank our customers, suppliers, partners and collaborators. To customers for honoring us with their loyalty over the last 52 years and who, without a doubt, are the reason we exist; to suppliers for entrusting us with the distribution of their products; partners for supporting our projects and employees for their efforts to make this Company synonymous with excellence. Finally, we would like to express our recognition to our shareholders for the trust placed in us and for their firm commitment to our Company's strategy and growth.

Contagem-MG, April 27, 2021

Balance sheet on December 31 - In thousands of reais

Active	December 31th of 2020	December 31th of 2019 (restated (note 2.18))
Current		
Cash and cash equivalents (Note 3)	203,254	87.811
Financial investments (Note 4)	10,011	11.819
Trade accounts receivable (Note 5)	557,517	476.172
Inventories (Note 6)	426,745	324.098
Advances	13,579	19.612
Taxes recoverable (Note 7)	37,261	35.363
Related parties		1.737
Other current assets	8.465	2.224
Total current assets	1.256.832	958.836
Not CIRCULANT		
achievable in the long term		
Judicial deposits (Note 12)	2.371	7.984
Recoverable taxes (Note 7)	6.210	3.193
deferred taxes	10.020	6.892
Other non-current assets		1.400
	18.601	19.469
investment properties	160	159
Right of use assets (Note 10)	218.432	221.734
Fixed Assets (Note 8)	96.207	68.403
Intangible assets (Note 9)	4.819	5.253
	319.618	295.549
Total non-current assets	338.219	315.018
total assets	1.595.051	1.273.854

Liabilities and equity	31 of December of 2020	31 of December 2019 (restated (note 2.18))
Current		
Suppliers	220.370	206.312
Loans and financing		16
Lease liabilities (Note 10)	29.980	28.902
Salaries and social charges	18.016	17.767
taxes to be collected	64.807	23.816
installment of taxes	2.165	
Related parties	13.960	14.460
Dividends and interest on equity	73.307	50.880
Other current liabilities	3.155	1.304
Total current liabilities	425.760	343.457
Not CIRCULANT		
Lease liabilities (Note 10)	205.340	201.324
installment of taxes	7.757	
Provision for lawsuits (Note 12)	2.233	2.230
Other non-current liabilities	41	113
Total non-current liabilities	215.371	203.667
Total liabilities	641.131	547.124
Equity (Note 13)		
Capital social	3.830	3.830
capital reserves	1.789	1.789
profit reserve	948.301	721.111
	953.920	726.730
Total liabilities and shareholders' equity	1.595.051	1.273.854

Management's explanatory notes are an integral part of the financial statements.

Statement of changes in equity - In thousands of reais

	Capital Social	Capital reserve	profit reserve: profit retention	Profits accumulated	Total Liquid Equity
Balances on December 31, 2018	3.830	1,789	622.477		628.096
Comprehensive income for the year					
Net income for the year (Restated)				206.413	206.413
Allocation of profit					
Interest on equity				(35.856)	(35.856)
dividends			(50.000)	(21.923)	(71.923)
transfer between reservations			148.634	(148.634)	
Balances on December 31, 2019 (Represented)	3.830	1.789	721.111		726.730
Comprehensive income for the year					
Net profit for the year				386.977	386.977
Allocation of profit					
Interest on shareholders' equity				(38.413)	(38.413)
Dividends			(57.281)	(64.093)	(121.374)
Transfer between reserves			284.471	(284.471)	
Balances as of December 31, 2020	3.830	1.789	948.301		953.920

The accompanying notes form an integral part of these financial statements.

Statement of cash flows for the years ended December 31 - In thousands of reais

	2020	2019 (restated (note 2.18))
Net sales and services revenue	3.638.435	2.770.099
Cost of sales and services	(2.444.041)	(1.939.788)
Gross profit	1.194.394	830.311
Selling expenses	(496.233)	(386.504)
General and administrative expenses	(193.004)	(169.622)
Other operating (expenses) revenue, net	53.527	20.882
Operating profit	558.684	295.067
Financial expenses	(38.552)	(36.620)
Financial revenue	44.342	32.224
Financial revenue	5.790	(4.396)
(expenses), net Profit before income tax and interest social contribution	564.474	290.671
Income tax and social contribution	(177,497)	(84,258)
Net income for the year	386,977	206,413
Basic and diluted earnings per share – R$	101,04	53,89

Management's explanatory notes form an integral part of the financial statements.

Statement of comprehensive income - Years ended December 31 - In thousands of reais

	2020	2019 (restated (note 2.18))
Net income for the year	386.977	206,413
Total comprehensive income for the year	386.977	206.413

Management's explanatory notes are an integral part of financial statements.

Statement of cash flows for the years ended December 31 - In thousands of reais

Cash flows from operating activities	2020	2019 (restated (note 2.18))
Income before income tax and social contribution	564.474	290.671
Adjustments for:		
Depreciation and amortization	6.448	6.677
Depreciation of right-of-use assets	11.801	11.624
Gain on write-off of property, plant and equipment and	(1.715)	(2.793)
investment Provision for net receivables. Doubtful	1.582	6.022
Provision for loss of inventories	(460)	(167)
Constitution (reversal) of provisions, net		(1.042)
Provisioned financial charges	3 27.884	27.328
Changes in assets and liabilities		
Financial investments	1.808	1.643
Accounts receivable from	(82.927)	(66.301)
customers	(102.187)	(4.541)
Inventories	6.033	(8.239)
Advances	(4.917)	(5.657)
Taxes recoverable	(4.841)	2.319
Other assets	1.237	(1.765)
Related parties	5.613	(5.224)
Judicial deposits	14.058	17.698
Suppliers	249	1.116
Salaries and charges	(51.867)	(5.357)
Taxes payable	1.779	(203)
Other liabilities	(394.055)	263.809
Cash generated from operations	(9)	(14)
Interest paid	(93.528)	(85.748)
Income tax and contrib. social payments	300.518	178.047
Net cash generated by operating activities		
Cash flows from investing activities		
Acquisition of investment property, property, plant and equipment	(33.897)	(9.733)
Amount received from the sale of property, plant and equipment	1.794	3.651
Net cash used in investing activities	(32.103)	(6.082)
Cash flows from financing activities		
Payment of loans	(16)	(575)
Payment of leasing	(31.136)	(30.425)
Taxes in installments	9.778	
Dividends and interest on cap. own paid	(131,598)	(167.947)
Net cash used in financing activities	(152,972)	(198.947)
Increase (decrease) in cash and cash equivalents, net	115.443	(26.982)
Cash and cash equivalents at the beginning of the year	87.811	114.793
Cash and cash equivalents at the end of the year	203.254	87.811
Increase (decrease) in cash and cash equivalents, net	115.443	(26.982)

Management's explanatory notes form an integral part of the financial statements.

Management's explanatory notes to the financial statements as of December 31, 2020 In thousands of reais, unless otherwise indicated

1 Operational context
Fabrics and Armarinhos Miguel Bartolomeu SA – Tambasa ("Company" or "Tambasa") is a privately-held corporation, headquartered in the city of Contagem, State of Minas Gerais - Brazil.
Tambasa operates in the national market and has branches in the states of Minas Gerais, São Paulo, Bahia, Maranhão, Paraíba, Ceará, Goiás and Pernambuco.

(a) Spread of the new coronavirus (COVID-19)
Since the beginning of 2020, Brazil and the world have been going through a serious health crisis with the pandemic triggered by the spread of the new coronavirus (COVID-19), which has caused several and significant impacts on economic activity and the economy. society in general. The Company has been implementing actions that, as a priority, aim to protect its employees and commercial partners, as well as the communities where it operates.

2 Summary of main accounting policies
The main accounting policies applied in the preparation of these financial statements are set out below. These policies have been consistently applied in the years presented, unless otherwise stated.

2.1 Base of preparation
The financial statements were prepared in accordance with accounting practices adopted in Brazil, including the pronouncements issued by the Accounting Pronouncements Committee (CPC) and show all relevant information specific to the financial statements, and only these, which are consistent with those used by management in its management.

2.2 Foreign currency conversion
(a) Functional currency and presentation currency
Items included in the financial statements are measured using the currency of the main economic environment in which the Company operates (the "functional currency"). The financial statements are presented in BRL, which is the Company's functional currency and also the presentation currency.

(b) Transactions and balances
Operations with foreign currencies are translated into the functional currency, using the exchange rates prevailing on the dates of the transactions or on the valuation dates, when the items are remeasured.
Exchange gains and losses are presented in the income statement as financial income or expenses.

2.3 Cash and cash equivalents
Cash and cash equivalents include cash on hand, bank deposits and other highly liquid short-term investments with original maturities of up to three months and with insignificant risk of change in value.

2.4 Accounts receivable from customers
Accounts receivable from customers correspond to amounts receivable for the sale of goods in the normal course of the Company's activities.
If the receipt period is equivalent to one year or less, accounts receivable are classified in current assets. Otherwise, they are presented in non-current assets.

2.5 Stocks
Inventories are stated at cost or net realizable value, whichever is lower. The method of valuing inventories is the weighted moving average. The net realizable value is the estimated selling price in the ordinary course of business, less the estimated costs necessary to make the sale. The cost of sales comprises the cost of acquisitions net of bonuses received from suppliers in the normal course of the Company's operations.

2.6 Investment property
Investment properties are measured at cost, including transaction costs. These properties refer to lots acquired by the Company. The Company's management does not have a plan for the use or sale of these lots in the short term.

2.7 Fixed Assets
Property, plant and equipment is measured at historical cost, less accumulated depreciation. the historical cost includes expenses directly attributable to the acquisition of the items. Depreciation is calculated using the straight-line method considering its costs and residual values over the estimated useful life, as follows:

	Years
installations	10-40
Apparatus machines and equipment	5-20
Hardware	
Furniture and utensils	5
Vehicles	10
Tools	
Improvements in third-party properties	10-20

2.8 Intangible assets
Software licenses are capitalized based on the costs incurred to acquire the software and get it ready to use. Costs associated with maintaining *software* are recognized as expenses as incurred.

2.9 Suppliers
Accounts payable to suppliers are obligations to pay for goods or services that were acquired in the normal course of business and are classified as current liabilities if payment is due over a period of up to one year. Otherwise, accounts payable are presented as non-current liabilities.

2.10 Loans and financing
Loans and financing are initially recognized at fair value and are subsequently stated at amortized cost. Any difference between the amounts raised and the total amount payable is recognized in the income statement during the period in which the loans are outstanding, using the effective interest rate method.

2.11 Leases
The Company leases commercial buildings for its administrative area, warehouses and wholesale stores. In general, rental contracts are for fixed periods of ten years, however they may include extension options.

2.12 Provisions
Provisions for lawsuits (labor, civil and tax) are recognized when: (i) the Company has a present or non-formalized obligation *(constructive obligation)* as a result of events that have already occurred; (ii) it is probable that an outflow of resources will be required to settle the obligation; and (iii) the amount can be reliably estimated.

2.13 Current and deferred income tax and social contribution
Income tax and social contribution expenses for the year comprise current and deferred taxes. Income tax and social contribution are recognized in the income statement.

2.14 Capital social
Common shares are classified as equity.

2.15 Revenue recognition
Revenue comprises the fair value of the consideration received or receivable for the sale of products in the normal course of the Company's activities. Revenue is presented net of taxes, returns, rebates and discounts.

2.16 Distribution of dividends and interest on equity
The distribution of dividends and interest on equity to the Company's shareholders is recognized as a liability in the financial statements at the end of the year, based on the Company's bylaws. Any amount above the mandatory minimum is only provisioned on the date they are approved by the shareholders at the General Meeting.

2.17 Rounding of amounts
All amounts disclosed in the financial statements and notes have been rounded to the nearest thousand reais, unless otherwise indicated.

2.18 Restatement of comparative figures
Lease agreements with an indefinite term
In 2020, adjustments from previous years were identified, related to the correction of an error in determining the terms of lease agreements within the scope of Accounting Pronouncement 06 – "Leasing". These are contracts with an option for renewal by the Company, this renewal option was disregarded in determining the terms, the Company intends to renew the contracts, therefore, it amended the term of the contracts. This correction affected current and non-current assets and liabilities as of December 31, 2019.

The financial statements as of December 31, 2019, presented for comparison purposes, have been adjusted and are being restated.
The effects of the restatement are shown below:

December 31, 2019	Original	Adjustment	reappearsitting
balance sheet			
Active			
Current	959.855	(1.019)	958.836
Not CIRCULANT	159.896	315.018	1.114.977
total assets	158.877	1.273.854	
Liabilities and equity			
Current	338.478	4.979	343.457
Not CIRCULANT	157.089	203.667	729.921
Net worth	726.730	1.114.977	158.877
Total liabilities and shareholders' equity	1.273.854		

Year ended December 31, 2019	Original	Adjustment	reappearsitting
income statement			
General and Administrative Expenses	(183.158)	13.536	(169.622)
Financial expenses	(18.230)	(18.390)	(36.620)
Tax and social contribution	(85.921)	1.662	(84.259)
Net income for the year	209.604	(3.192)	206.412
Statement of cash flows			
Net cash applied to operating activities	168.587	9.460	178.047
Net cash used in investment activities	(6.082)		(6.082)
Net cash used in activities (189,487)	(9,460)		
of financing	(198,947)		
Reduction of cash and cash equivalents	(26.982)		(26.982)

3 Cash and cash equivalents

	2020	2019
cashier and banks	27.644	29.682
Financial investments	175.610	58.129
	203.254	87.811

Financial investments with immediate liquidity and remuneration between 80% and 101% of the CDI, agreed with national financial institutions.

4 Financial investments

	2020	2019
bank deposit certificates	10.011	11.819
	10.011	11.819

Financial investments maturing in more than 90 days and yielding 112% of the CDI, agreed with national financial institutions.

5 Accounts receivable from customers

	2020	2019
Accounts receivable from customers	592.483	509.499
cashing checks	713	770
	593.196	510.269
Allowance for doubtful accounts	(35,679)	(34,097)
	557.517	476.172

Accounts receivable from customers are denominated in reais and refer to sales of products whose receipts occur in an average of 60 days.

6 stocks

	2020	2019
products for resale	419.009	318.146
Warehouse	8,288	6.964
	427.297	325.110
Provision for inventory losses	(552)	(1,012)
	426.745	324.098

7 Tributes to recover

	2020	2019 (Represented)
Current		
ICMS recoverable	22.283	12.553
IRPJ to be compensated		13.880
CSLL to offset		6.111
FLAT/COFINS to recover	12.087	
Other recoverable taxes	2.891	2.819
	37.261	35.363
Not CIRCULANT		
ICMS recoverable	3.925	950
Other recoverable taxes	2.285	2.243
	6.210	3.193

8 Fixed Assets

	Installations	Machines appliances and equipment	Hardware	Vehicles	Improvements to third-party properties	Real estate in progress	Others	Total
Balance on December 31, 2018	11.219	36.158	3.303	2.274	11.781		590	65.325
Acquisitions	725	785	2.465	4.784		462	20	9.241
Casualties				(815)	(43)			(858)
Transfers						(340)		(340)
Depreciation	(643)	(1.593)	(1.197)	(926)	(512)		(94)	(4.965)
Balance on December 31, 2019	11.301	35.350	4.571	5.317	11.226	122	516	68.403
Acquisitions	2.805	4.832	2.532	85		21.673	1.242	33.169
Casualties				(79)				(79)
Transfers						(199)		(199)
Depreciation	(628)	(1.777)	(1.482)	(595)	(510)		(95)	(5.087)
Balance on December 31, 2020	13.478	38.405	5.621	4.728	10.716	21.596	1.663	96.207

9 Intangibles

	Right to Use	Software	Other	Total
Balance on December 31, 2018	3.597	2,536	6,133	492 492
Acquisitions	340	340	(1,605)	(107)
Transfers		(1,712)	2,824	2,429 5,253
Amortization	728	728	199	199 (1.253) (108)
Balance on December 31, 2019	(1,361)	2,498	2,321	4,819
Acquisitions				
Transfers				
Amortization				
Balance on December 31, 2020				

(a) Composition and movement

	Provision for judicial deposit 2020	2019	2020	2019	Tax	19,064	Liquid 2020	2019
	15,816	(19,064)	(15,816)					
Labor	1,374	1,377	Civil	853			1.374	1.377
	859						859	853
	21,297	18,046	(19,064)	(15,816)			2.233	2.230

(b) Possible losses
As of December 31, 2019, the Company has tax, civil and labor claims involving risks of loss classified by Management and its legal advisors as possible in the amount of R$9,133 (2019 – R$11,056).

(c) Judicial deposits - The balance of judicial deposits without related provisions is recorded in assets in the amount of R$2,371 (2019 - R$7,984) and its composition is detailed below:

	2020	2019
Tax	760	5.973
Labor	1.608	1.999
Civil		12
	3 2.371	7.984

10 Finance lease obligations
The Company leases retail stores, distribution centers and its administrative headquarters building, the lessor of these properties is the related company Tamig Empreendimentos Imobiliários Ltda. Leases for these operating properties generally run for a period of between 5 and 10 years. Some leases include the option to renew for an additional term of the same period after the end of the lease term. The balance sheet contains the following lease-related balances:

	2020	2019 (Represented)
Right of Use Assets		
Buildings	218.432	221.734
	218.432	221.734
lease liabilities		
Current	29.980	28.902
Not CIRCULANT	205.340	201.324
	235.320	230.226

11 Taxes to be collected

	2020	2019
ICMS to be collected	22.796	17.738
IRPJ payable	23.176	
CSLL to be collected	7.365	
withholding tax	1.654	1.396
PIS and COFINS payable	4.642	47 40
Other taxes to be collected	23.816	9.769 64.807

12 Provision for lawsuits
The Company is a party to lawsuits and administrative proceedings before courts and government agencies, arising from the normal course of its operations, mainly involving tax, labor and civil matters. Management, based on the information and evaluations of its internal and external legal advisors, set up provisions for lawsuits in an amount assessed as sufficient to cover losses considered probable.

13 Equity
(a) Share capital - On December 31, 2020 and 2019, the Company's authorized share capital is divided into 3,830,000 (three million, eight hundred and thirty thousand) shares, totaling R$ 3,830.
(b) Profit reserve - Legal reserve - It is constituted by appropriating 5% of net income for the year, after the adjustments and deductions provided for by law, including the deduction of accumulated losses, if any, up to the limit of 20% of share capital, in accordance with article 193 of Law 6,404. Still according to paragraph 1 of the same article of the Law, the Company does not constitute a legal reserve, since its capital reserve is greater than 30% in relation to its capital stock.
Profit retention - The Shareholders' Meeting will resolve on the allocation of the balance of remaining profits after the distribution of dividends.

Chief Executive Officer - **Antônio Miguel Girundi Bartolomeu**
Superintendent Director - **Gerson Bartolomeo Filho** Sales Director - **Alberto Portugal Miwalrd de Azevedo**
Purchasing Director - **Ivan Trivellato** Financial Director - **Gustavo Bittencourt Bartolomeu**
Expansion Director - **Bruno Mares Trivellato** Administrative Director - **Gustavo Bartolomeu Recchioni**
Ronaldo Lima da Silva - Accountant - CRC-MG N. 54.467/O-9

"The full financial statements as of December 31, 2020, audited by Pricewaterhouse Coopers Auditores Independentes, are available to shareholders at the Company's headquarters"

Machine Translated by Google

PUBLIC ACCOUNTS

Central government has surplus of BRL 2.1 billi

March result surprised to be better than the projection of analysts, who expected a deficit of BRL 3.1 billion

Brasília - The central government , made up of the National Treasury, the Central Bank and Social Security, recorded a primary surplus of R$ 2.101 billion in March, the Treasury disclosed yesterday.

The data came better than analysts' projection of a deficit of R$ 3.1 billion, according to a Reuters poll.

In the accumulated result for the year, the central government registers a surplus of R$ 24.443 billion. In 12 months, the shortfall until March was R$ 759.5 billion, equivalent to 9.5% of GDP.

In March 2020, when the country's economy was beginning to be impacted by the coronavirus and closure measures , the central government recorded a primary deficit of BRL 21.131 billion.

At the time, however, the Treasury stated that the data for the month did not largely reflect measure, fiscal impacts of Covid-19.

In the accumulated result for the year, the central government registers a surplus of R$ 24.443 billion. In 12 months, the shortfall until March was R$ 759.5 billion, equivalent to 9.5% of GDP.

In a statement, the Treasury once again indicated the importance of the mechanism of the spending ceiling for the balance of the macroeconomic scenario , mentioning that it has become "even more relevant " in the face of the increase in public debt as a result of spending on Covid-19.

According to the agency, due to the high local tax burden, the challenge of the fiscal agenda continues to be the fight against mandatory expenses and budget rigidity, "which significantly reduces the space for public policies".

Debt - The Treasury updated its projections for the debt/ GDP ratio and now estimates that, after closing last year at 88.8%, the indicator will retreat to 87.2% at the end of this year, well below the projection of last October , which pointed to level of 96.7% for 2021.

The Treasury pointed out that, in the short term, the gross debt/GDP ratio will benefit from nominal growth of GDP and advance payments of Treasury credits with public banks.

Still according to Treasury projections, the gross debt/ GDP ratio will increase up to 88.5% of GDP in 2026, starting to decline thereafter.

With regard to net debt, the Treasury sees it ending 2021 at 65% of GDP, compared to 62.7% in 2020, with GDP growth not being enough to offset spending on interest and the primary deficit.

The Treasury projection is that the indicator will reach 76.5% of GDP in 2028.

In its statement, the Treasury also illustrated the sensitivity of debt dynamics in relation to macroeconomic variables, among which the Selic rate.

According to the Treasury, a percentage increase of one percentage point in the Selic in relation to its scenario-baseline implies a 6 pp of GDP increase in gross debt at the end of 2030.

Thus, while at the end of 2030 the gross debt as a proportion of GDP reaches the level of 83.6% in the Treasury baseline scenario, in a scenario of permanent increase of 1 pp in the Selic rate, the ratio reaches the level of 89 .6% of GDP in the same period.

"The transmission of changes in the Selic rate to the cost of debt tends to be quick, given the high proportion of financing instruments exposed to changes in short-term interest rates". **(Reuters)**

ADRIANO MACHADO/REUTERS

Treasury revised projection for 2021 debt/GDP ratio to 87.2%

SANTA DUNA EMPREENDIMENTOS E PARTICIPAÇÕES SA
CNPJ/ME 22.902.593/0001-14 | NIRE
35,300,479,921 **CALL NOTICE FOR ANNUAL AND EXTRAORDINARY GENERAL**

MEETING Closed corporation created pursuant to the Judicial Reorganization Plan of MMX Sudeste Mineração S/A ("MMX"), approved by the general meeting of creditors held on August 28 of 2015 and contained in Files No. 0024.14.298.866-6, pending before the 1st Corporate Court of the Judicial District of Belo Horizonte/MG - Items 1.2.63; 1.1.69; 5.4. ("PRJ"). The directors of Santa Duna Empreendimentos e Participações SA ("Company"), pursuant to Clause 8 of the Company's Bylaws ("Bylaws"), invite Messrs. Shareholders of the Company to meet in the Ordinary and Extraordinary General Meeting ("AGOE") to be held on May 31, 2021, at 11:00 am, exclusively via the digital video and teleconference platform "Assemblex", to deliberate on the following agenda: 1. AGENDA(I) Pursuant to Clause 8 of the Bylaws and art. 132, item I, of Law 6,404/76, assessment of management accounts, discussion and approval of financial statements and the Company's balance sheet. (II) Pursuant to Clause 10, item xii, of the Bylaws, approval of the dissolution and liquidation of the Company, appointment of the liquidators and definition of the operational aspects of said liquidation, aiming at the future dissolution and extinction of the Company. (III) Pursuant to Clause 10, item ix, of the Bylaws, resolution on the claim filed by Machado, Meyer, Sendacz and Opice Advogados in relation to the Services rendered to the Company. 2. General Information: 1. Pursuant to article 135, paragraph 3, of Law 6,404/76, the documents related to the resolutions subject to of this AGOE. 2. In order to participate virtually in the AGOE through the Assemblex digital platform, Shareholders must send a request to the Company in this regard, to the electronic address santaduna@tpcadvogados.com.br, preferably until 10:00 am on May 26, 2021 The request must be accompanied by identification of the Shareholder and, as the case may be, of his legal representative or appointed attorney-in-fact who will attend the AGOE, including full names and CPF or CNPJ (as the case may be), in addition to and -email and telephone number for contact, as well as a simple copy of the Shareholder's valid identity document and, as the case may be, of its representative or attorney-in-fact, in addition to the power of attorney duly regularized pursuant to the law, in the event of representation of the Shareholder, accompanied by of the contract or bylaws, minutes or document of election of the Board of Directors (if any) and of the Executive Board, in case the shareholder is a legal entity, in order to prove the powers of representation. 3. After receiving the request and verifying, in a satisfactory manner, the documents presented, the Company will send to the informed e-mail or, in its absence, to the requesting e-mail, the link and instructions for accessing the Assemblex digital platform , with only one individual invitation being sent per applicant. The Company's financial statements and balance sheets, as well as the documentation related to the claim filed by Machado, Meyer, Sendacz and Opice Advogados ("Support Material") will be available at the Company's headquarters or by email santaduna@tpcadvogados.com.br. 4. Shareholders who have duly requested their virtual participation and have not received an email from the Company with the link and instructions for accessing and participating in the EGM by 10:00 am on May 28, 2021, should contact contact the Company by 3:00 p.m. on May 28, 2021, by e-mail santaduna@tpcadvogados.com.br, so that the respective access instructions may be sent to you. 5. Additionally, the Shareholders who have manifested their virtual participation may, until 10:00 am on May 28, 2021, contact the Company, by e-mail santaduna@tpcadvogados.com.br, in order to resolve any queries regarding the Supporting Material. 6. The link and instructions to be sent by the Company are personal and non-transferable, and may not be shared with third parties, under penalty of liability of the Shareholder. 7. The Company is not responsible for any error or operational or connection problem that the shareholder may face, as well as for any other eventual issue that is not under the control of the Company and that may make it difficult or impossible for the Shareholder to participate in the AGOE through the Assemblex digital platform. 8. The Company's decision regarding the digital participation of AGOE was taken in a specific and exceptional context, in view of the crisis caused by the coronavirus (Covid-19) pandemic in Brazil and worldwide. The Company reiterates its commitment to adopting measures to combat the pandemic and to the safety of its Shareholders, employees and the community in general. 9. Pursuant to §3 of Clause 8 of the Bylaws, the AGOE will be installed, on first call, with the presence of Shareholders holding shares representing, at least, the majority of the Company's voting capital stock and, without second call, will install with any number. São Paulo, April 29, 2021. Rogério Noé. Roberto García. - Directors of Santa Duna Empreendimentos e Participações SA.

K - 29e30/04

FEDERATIVE REPUBLIC OF BRAZIL
3rd OFFICE OF REGISTRATION OF NOTES OF BELO HORIZONTE
Rua dos Timbiras, 2062 – Lourdes
CEP: 30.140.069 – Tel/Fax: (31) 3370-5550
Matheus Campolina Moreira
Registrar Official

NOTICE OF NOTICE

MATHEUS CAMPOLINA MOREIRA, Officer of the 3rd Register of Property Registry Office of the Comarca of Belo Horizonte, in accordance with the law, makes it known to everyone when the present public notice sees or is aware of it, that this Office is processing a request for RECTIFICATION OF REGISTRATION **under No. 536786,** in which **STYLE REAL STATE EMPREENDIMENTOS IMOBILIÁRIOS LTDA,** CNPJ 26.184.579/0001-83, represented by its legal representative, Nathalia Salgueiro Ribeiro de Andrade, CPF No. 014.471.226-02, requires the rectification of the limits and confrontations of the property registered under **nº 65.732** of Book 2 – General Registry, of this Office, pursuant to Article 213 et seq. of Law 6.015/73.

By this public notice are the non-consenting confronting parties:GERALDO CIRILO DE SOUZA, Brazilian, divorced, merchant, CPF nº 371.750.686-20, resident and domiciled at Rua Platina, 271, Bairro Prado, Belo Horizonte – MG, owner of the confronting property , registered here under No. 62.110 of Book 2 – General Registry; **as well as FG EMPREENDIMENTOS LTDA,** CNPJ 14.441.902/0001-78, headquartered at Rua dos Guajajaras, 2160, Bairro Barro Preto, Belo Horizonte – MG, in the person of its legal representatives, Isaias José Ferreira Gonçalves and Poliana Ferreira Gonçalves; owner of the neighboring property, registered here under No. 20.320 of Book 2 – General Registry; as well as any holders and/or interested parties, so that within a period of 15 (fifteen) days, counting from this publication, proceed with one of the following options, as provided for in Art. 203 of Law 6.015/73: **1)** Submit a substantiated objection; or **2)** Expressly consent to the rectification; or 3) Let the deadline elapse, tacitly accepting the works.

Any challenge or term of consent must be presented to this Officer at Rua dos Timbiras, 2062, Bairro de Lourdes, Belo Horizonte/MG, during office hours, from 9:00 am to 5:00 pm, on working days.

Belo Horizonte, April 9, 2021.

__Matheus Campolina Moreira – Officer / __ Frederico Tafas Duque – Esc. Auth. /
__Paula Calixto Gomes de Souza – Esc.Aut. / __Rosane Alves Sallun – Esc. Auth. /
__Luiz Eduardo Moreira Gomes Chamon – Esc. Auth. / x Roberta dos Santos Lima – Esc. auto

CONSTRUTORA ATERPA S/A – CNPJ/MF 17.162.983/0001-65 – NIRE 3130002413-0 – **Minutes of the Extraordinary General Meeting held on March 25, 2021. 1. Date, Time and Place:** Held at 9 am on the 25th March 2021, at the headquarters of Construtora Aterpa SA ("Company"), located in Belo Horizonte, State of Minas Gerais, at Rua Wilson Rocha Lima, nº 137, sala 301, Bairro Estoril, CEP 30.494-460. **2. Call and Attendance:** The shareholders representing the entire capital stock were present, as a result of which the call notice is waived, pursuant to art. 124, paragraph 4, of Law No. 6,404, of 12.15.1976, as amended ("Corporate Law") and as per the signatures in the shareholders' attendance book. **3. Board of Directors:** The works were chaired by Mr. André Pentagna Guimarães Salazar, with Mr. Lucas Magalhães Vasconcelos. **4.**
Agenda: Deliberate on: (i) the drawing up of the minutes of the AGE in the summary form provided for in paragraph 1 of art. 130 of the Corporate Law; (ii) Resolve on the creation of the Vazante Branch; (iii) Resolve on the creation of the Santa Catarina Branch; (iv) with the consequent amendment of Article 2 of the Company's Bylaws. **5. Deliberations:** Once the assembly was installed and after the discussion of the matters, without there being a requirement to read the documents provided for in art. 133 of the Brazilian Corporate Law, the shareholders, without any restrictions, decided to resolve on the following: (i) Approve the drawing up of the minutes of the AGE in summary form pursuant to §1 of art. 130 of the Corporate Law; (ii) **Creation of the Vazante Branch:** Approved the creation of a branch in the city of Vazante, State of Minas Gerais, at Praça Dom Elizeu, nº 159, Bairro Centro, in the city of Vazante/MG, CEP 38780-000. (iii) **Creation of the Santa Catarina Branch:** Approved the creation of a branch in the city of São José, State of Santa Catarina, at Rua Lino Luiz da Silva, S/N, lot 01, Sertão do Maruim district, in the city of São José/SC, CEP 88122-075. (iv) **Amendment to the Bylaws:** Due to the approval of the amendments set out above, the amendment to article 2 of the Company's Bylaws is approved and ratified, which shall come into force as follows: Art . **2** - The Company has its headquarters and jurisdiction in the city of Belo Horizonte, Minas Gerais, at Rua Wilson Rocha Lima, nº 25, room 301, letter A, Estoril district, CEP 30494-460, and may, by resolution of its Board of Directors, be created and extinct departments, construction sites, offices, branches, branches or agencies anywhere in the country. Paragraph One: The Company has the following branches, branches and offices: I - Viana Office – Rodovia BR 262, Km 56, headquarters district, called Sitio Paraju I, in the District of Santa Maria, in the city of Marechal Floriano/ES, CEP 29255 - 000 - NIRE 32900219820 and CNPJ: 17.162.983/0004-08; II - Olhos D`Água Branch - Rua São Pedro da Aldeia, nº 1251, in the Olhos d'Água neighborhood, in Belo Horizonte, Minas Gerais, CEP 30.390-000 – NIRE 3190107900-1 – CNPJ: 17.162.983/0005-99 ; III - São Luís Office - ROD BR 135, S/N, KM 48, Boca da Lagoa, Rural Area, Periz de Cima neighborhood, in Bacabeira, Maranhão, CEP 65.076-290 - NIRE 2190014916-4 and CNPJ: 17.162.983/ 0002-46 - NIRE 2190014916-4 and CNPJ: 17.162.983/0002-46; IV - Office Rio de Janeiro - Av. Evandro Lins e Silva, No. 440, Sala 2007, Bairro Barra da Tijuca, in Rio de Janeiro, RJ, CEP 22.631-000 – NIRE 339008039-6 – CNPJ: 17.162.983/0012-18; V - Peru Branch – City of Lima Tradiciones n. 176, Dept. 201 Surco – Republic of Peru – RUC 20127619965; VI - Andradina Branch – Rua Santa Amália S/N, Room 01, Santa Cecília neighborhood, Andradina, SP, CEP: 16.902-025 – NIRE 35904408883 – CNPJ: 17.162.983/0022-90; VII - Branch Andradina II – Residencial São Lourenço – Rua Finlandia, nº 0, Quadra A, Jardim São Lourenço neighborhood, in Andradina, São Paulo, CEP 16903-040 - NIRE 3590488067-1 and CNPJ: 17.162.983/0024-51; VIII - Branch Andradina III – Rua Santa Amália S/N, Sala 03, Bairro Santa Cecília, Andradina, SP, CEP: 16.902-025 – NIRE 3590500949-4 and CNPJ: 17.162.983/0026-13; IX - Administrative Branch – Rua Wilson Rocha Lima, nº 25, room 301, letter B, Estoril neighborhood, in the city of Belo Horizonte/MG, CEP 30494-460 – NIRE 3190257474-0 and CNPJ: 17.162.983/0027-02; X – Itabira Branch - Rua Três, s/n, Vila Conceição de Cima, Mina Conceição, in the city of Itabira/MG, CEP 35900-900 – NIRE 3190262259-1 and CNPJ: 17.162.983/0028-85; XI – Aripuanã Branch – Rua Primeiro de Maio, nº 393, mezzanine, room 01, Centro neighborhood, in the City of Aripuanã/MT, CEP 78.325-000 – NIRE 5190046872-8 and CNPJ: 17.162.983/0029-66; XII - Brumadinho Branch – Rua República da Venezuela, nº 82, Santo Antônio neighborhood, in the city of Brumadinho/ MG, CEP 35466-000 – NIRE 3190270375-2 and CNPJ: 17.162.983/0030-08; XIII - Branch Pará - Highway BR 010, Km 12, Industrial neighborhood, near the BR 010 interchange, in the city of Paragominas/PA, CEP 68625-970 - NIRE 1590042014-9 and CNPJ: 17.162.983/0025-32. XIV – Jeceaba Branch - Avenida Brasilino Cardoso Machado, nº 200, Centro district, in the city of Jeceaba/MG, CEP 35498-000 – NIRE 3190276093-4 and CNPJ: 17.162.983/0031-80; XV – Branch Vazante - Praça Dom Elizeu, nº 159, Centro district, in the city of Vazante/MG, CEP 38780-000 – still in the process of obtaining the CNPJ and NIRE. XVI - Santa Catarina Branch: Rua Lino Luiz da Silva, S/N, lot 01, Sertão do Maruim neighborhood, in the city of São José/SC, CEP 88122-075, still in the process of obtaining the NIRE and CNPJ; **SAW. Closing:** There being no further business to be discussed and there being no other manifestation, this meeting was adjourned, from which these minutes were drawn up, which, read and found to be in compliance, were signed by all shareholders present (JASA Participações SA – André Pentagna Guimarães Salazar and Neo Capital Mezanino Fundo de Investimento em Participações – Guilherme Moysés Borrelli and Lucas Lima Freire), being authorized its drawing up in the form of a summary and its publication with the omission of the signature of the shareholders, in the terms of paragraphs 1 and 2 of article 130 of the Brazilian Corporate Law. Certifying the Secretary (Lucas Magalhães Vasconcelos) and Chairman (André Pentagna Guimarães Salazar) that this is a true copy of the minutes drawn up in the proper book. Board of Trade of the State of Minas Gerais - I certify the registration under No. 8475925 on 04/14/2021 of the Company Construtora Aterpa S/A, NIRE 3130002413-0 and protocol 21/347.090-0 - 04/13/2021. (a) Marinely de Paula Bomfim – General Secretary.

GCT – MANAGEMENT AND CONTROL OF TRANSIT S/A
CNPJ 01.466.431/0001-00 - MY 3130010021-9

Minutes of the Ordinary General Meeting - 1 - Date, Time and Place: On April 28, 2021, at ten o'clock, at the company's headquarters, located in the city of Contagem, State of Minas Gerais, at Rua Unaí, nº 190, neighborhood Industrial, CEP 32220-350; **2 – Composition of the Board:** Pedro de Freitas Fenelon and André Rocha Baeta, respectively President and Secretary; **3 – Attendance:** Shareholders holding shares representing 100% (one hundred percent) of the Company's capital stock were present; **4 – Regularity:** Having verified the presence of all shareholders, the Ordinary General Meeting was declared regularly installed, pursuant to article 124 of Law 6,404/1976; **5 – Resolutions:** Unanimously, the following resolutions were taken: **(I)** Approved, without any restrictions and/or reservations, the accounts and financial statements of the Company, related to the year ended December 31, 2020, according to publications made in the newspapers "Diário Official of the State of Minas Gerais", on April 28, 2021, Booklet 2, Publications by Third Parties and District Public Notices, page 33, and in the "Diário do Comércio", on April 28, 2021, page 17; **(II)** It was deliberated by Messrs.
Shareholders the allocation of the entire result for the year ended on 12/31/2020 to the Company's Reserves and Retained Earnings account, for subsequent resolution. **6 – Closing:** Once the works were concluded, the Chairman declared the Annual Shareholders' Meeting closed, and these minutes were drawn up in the proper book and signed by the shareholders: (i) Júnia Olivé de Andrade Schettino Ribeiro; (ii) Ricardo Cavalcante Ribeiro, (iii) Solar Participações Ltda., represented in this act by Deoni Cavalcante Ribeiro; (iv) Aloft Participações S/A., hereby represented by Artur Emílio Ribeiro; (v) Daniela Maria Valadares Fenelon; (vi) André Rocha Baeta; (vii) Antônio Celso Ribeiro; (viii) Artur Emílio Ribeiro; (ix) Juliana Andrade Ribeiro; (x) Thiago Andrade Ribeiro, of which this is a faithful copy. Contagem-MG, April 28, 2021. **Pedro de Freitas Fenelon -** AGO Director and President; **André Rocha Baeta -** AGO Director and Secretary. **JUCEMG** - I certify the registration under No. 8499150 on 04/29/2021. Protocol: 213759390. Marinely de Paula Bomfim - General Secretary.

Autopista Fernão Dias SA
CNPJ/ME nº 09.326.342/0001-70 – NIRE 31.300.026.426 – Public Company
Minutes of the Extraordinary General Meeting held on December 15, 2020

1. **Date, Time and Place:** On 12/15/2020, at 1:00 pm, at the headquarters of Autopista Fernão Dias SA ("Company") located in the Municipality of Pouso Alegre, State of Minas Gerais, on Rodovia Fernão Dias , BR 381 – Km 850, North Track, S/N – Block 19, Setor Industrial. 2. **Call and Attendance:** The call was waived, pursuant to paragraph 4 of article 124 of Law No. 6,404 of 12/15/1976 ("Law No. 6,404/76"), in view of the presence of the shareholder representing all shares issued by the Company. 3. **Board:** Chairman: Mr. Juan Gabriel Lopez Moreno; Secretary: Mrs. Flavia Lucia Mattioli Tâmega. 4. **Agenda:** 4.1 Resolve on the extension of the maturity period of the Fifth Issue of Simple Debentures, Non-Convertible into Shares, of the Subordinated Type, of the Company; and 4.2 Decide on the authorization for the Company's Board of Executive Officers to carry out any and all acts necessary to carry out the resolution referred to in item 4.1 above.
5. **Resolutions:** Unanimously, the shareholder resolves on the following: 5.1 Approve the extension of the maturity period of the Fifth Issue of Simple Debentures, Non-Convertible into Shares, of the Subordinated Type, of the Company, of 12/31/2021, as provided in Clause 4.7.1 of the Private Instrument of Deed of Issue of Debentures, for 12/31/2024. 5.2 Authorize the Company's Directors to perform any and all acts necessary to extend the maturity of the Debentures, including, without limitation, the signature of the Private Instrument of First Amendment to the Deed of the Fifth Issue of Simple Debentures, Not Convertible into Shares , of the Subordinate Species, of the Company. 5.3 Approve the drawing up of these Minutes in summary form, in accordance with the provisions of article 130, paragraph 1, of Law 6404/76.

6. **Closure:** There being no further business to discuss, the Extraordinary General Meeting was closed, these Minutes were drawn up, which, after being read, discussed and found to be in compliance, were signed by: Chairman: Mr. Juan Gabriel Lopez Moreno and Secretary: Mrs. Flávia Lúcia Mattioli Tâmega; Shareholder: Arteris SA (by Juan Gabriel Lopez Moreno and Flávia Lúcia Mattioli Tâmega). Pouso Alegre, 12/15/2020. "It matches the original drawn up in the proper book". **Flávia Lúcia Mattioli Tâmega** – Secretary.
Board of Trade of the State of Minas Gerais. I certify the registration under No. 8485876 on 04/22/2021. Protocol 212730916 of 04/19/2021. Marinely de Paula Bomfim – General Secretary.

J. DANTAS S/A ENGENHARIA E CONSTRUÇÕES – CNPJ/MF 17.168.907/0001-67 – NIRE 3130009747-1 – **Minutes of the Extraordinary General Meeting held on March 24, 2021. 1. Date, Time and Place:** Held at 10 am hours of March 24, 2021, at the headquarters of J. Dantas S/A Engenharia e Construções ("Company"), located in Belo Horizonte, State of Minas Gerais, at Rua Wilson Rocha Lima, nº 137, room 302, Bairro Estoril, CEP 30.494-460. **2. Call and Attendance:** The shareholders representing the entire capital stock were present, as a result of which the call notice is waived, pursuant to art. 124, paragraph 4, of Law No. 6,404, of 12.15.1976, as amended ("Corporate Law") and as per the signatures in the shareholders' attendance book. **3. Board of Directors:** The works were chaired by Mr. André Pentagna Guimarães Salazar, with Mr.
Lucas Magalhães Vasconcelos. **4. Agenda:** Decide on: (i) the drawing up of the minutes of the AGE in summary form as provided for in §1 of art. 130 of the Corporate Law; (ii) Resolve on the creation of the Castelo Branch; (iii) with the consequent amendment of the first paragraph of article 3 of the Company's Bylaws. **5. Resolutions:** Once the Meeting was installed and after discussing the matters, the shareholders, without any restrictions, decided to resolve on the following: (i) Approve the drawing up of the minutes of the AGE in summary form pursuant to §1 of art. 130 of the Corporate Law; **(ii) Creation of the Castelo Branch:** Approved the creation of a branch in the city of Castelo, State of Espírito Santo, at Rua Paraju, nº 1.418, store 01, Bela Vista district, in the City of Castelo/ES, CEP 29360-000. (iii) **Amendment to the Bylaws:** Due to the approval of the amendments set out above, the amendment to the first paragraph, article 3, of the Company's Bylaws is approved and ratified, which becomes effective as follows: Art. 3rd: The Company has its headquarters and jurisdiction in the city of Belo Horizonte – MG, at Rua Wilson Rocha Lima, nº 137, room 302, letter A, Estoril district, CEP 30494-460, being able, at the discretion of the board, to create and extinguish branches , warehouses, agencies and representative offices anywhere in the country or abroad. Paragraph One – The Company has the following branches: I – Branch Rio de Janeiro - Avenida das Américas, nº 3665, store 232, Barra da Tijuca district, city of Rio de Janeiro, RJ, CEP 22631-003 – NIRE 3390134570-6 – CNPJ: 17.168.907/0004-00, II – Administrative Branch – Rua Wilson Rocha Lima, nº 137, room 302, letter B, Estoril neighborhood, in the city of Belo Horizonte/ MG, CEP 30494-460 – NIRE 3190254931-1 – CNPJ: 17.168.907/0005-90; III – Aripuanã Branch – Rua Primeiro de Maio, nº 393, mezzanine, room 02, Centro district, in the City of Aripuanã/MT, CEP 78.325-000 – NIRE 5190046871-0 - CNPJ: 17.168.907/0006-71; IV – Antônio Dias Branch – Avenida Minas Gerais, nº 2316, Pasto Grande neighborhood, in the City of Antônio Dias/MG, CEP 35177-000 – NIRE 3190280275-1 – CNPJ: 17.168.907/0007-52; V – Castelo Branch – Rua Paraju, nº 1.418, store 01, Bela Vista neighborhood, in the City of Castelo/ES, CEP 29360-000 – still in the process of obtaining the CNPJ and NIRE. **6. Closing:** There being no further business to discuss and with no other manifestation, this meeting was closed, from which these minutes were drawn up, which, read and found to be in compliance, were signed by all shareholders present (SAF Participações Ltda. - Francisco José Laborne Salazar, and José Luiz Duarte Penido and Edson Pereira Costa), being authorized its drawing up in the form of a summary and its publication with the omission of the signature of the shareholders, in the terms of paragraphs 1 and 2, of article 130, of the Law of the SA Certifying the Secretary (Lucas Magalhães Vasconcelos) and Chairman (André Pentagna Guimarães Salazar) that this is a true copy of the minutes drawn up in the proper book. Board of Trade of the State of Minas Gerais - I certify the registration under No. 8485850 on 04/22/2021 of the Company J. Dantas S/A Engenharia e Construções, NIRE 3130009747-1 and protocol 21/358.316-0 - 04/19/2021 . (a) Marinely de Paula Bomfim – General Secretary.

NOTIFICATION NOTICE

Sebastião de Barros Quintão, Titular Official of the 5th Property Registry Office of the District of Belo Horizonte, Minas Gerais, in compliance with the attributions conferred by article 213, paragraphs 2 and 3, of Law 6015 of December 31, 1971 (amended by article 59 of Law 10931, of August 2, 2004), let everyone know when this public notice sees or becomes aware of it, especially **YEHIA EMPREENDIMENTOS E PARTICIPAÇÕES LTDA., CNPJ-03.911.126/0001-06** and **DIONÍSIO VENÂNCIO DE** CASTRO (owners of the adjacent lands), which entered this service, the descriptive memorial dated 11/22/2018 (signed by the land surveyor engineer, Mrs. Rosilene Silva Francisco de Almeida, CREA-63073/D-MG), referring to the **lot 13, in block 44-A, in Vila Cachoeirinha,** for the purpose of rectifying the area of said land, which is registered in this office under No. 124.103, Lº 02. protocol 293.337, L° 01, dated 01/15/2021, **and the notified parties or interested third parties must manifest themselves within a non-extendable period of 15 (fifteen) days (counting from the date of publication of this public notice), its challenge by writing about the applicant's claim.** On that occasion, the notified parties are aware that according to paragraphs 4 and 5 of article 213, of Law 6015 of December 31, 1971 (amended by article 59 of Law 10931, of August 2, 2004), failure to challenge will result in rectification of the land area described above, and the same in registration number 124.103, Lº 02 of this office has an area of 418.75m² and after the aforementioned rectification, it will have an area of 408.38m², in accordance with the documentation presented . Given and past, Belo Horizonte, April 9, 2021.

SUPPORT COOPERATIVE, PROVISION OF DRIVER SERVICES AND CONSUMPTION OF VEHICLES AND ASSET HOLDERS - CUP 190

Call Notice for the Ordinary General Meeting

The Chief Executive Officer of the **Cooperative for the Support, Provision of Services and Consumption of Vehicle Drivers and Owners of Assets – COPA 190,** located at Via Expressa de Contagem nº 2001, Bairro Água Branca, Contagem - MG, CEP 32.070-485 , enrolled with the CNPJ under No. 12.386.111/0001-67, in the use of the attributions conferred by art. 25 of the Bylaws, summons the cooperative members, in full enjoyment of their social rights, to meet in an ORDINARY GENERAL MEETING (AGO) to be held on May 15, 2021, **at** its registered office at 09:00 am on first call - with the presence of at least half of its members; on second call at 9:30 am with the presence of 1/3 (one third), or at 10:00 am, on third and last call with the number of cooperative members present. The deliberations of which must comply with the following: a) Change of the corporate name. Countdown, April 30, 2021. ALEXANDRE RODRIGUES. President.

BANCO SEMEAR, SA
CNPJ 00.795.423/0001-45 - MY 31.3.0001122-4
ORDINARY GENERAL ASSEMBLY
FIRST CALL

The shareholders of Ban co Semear SA are summoned to the Ordinary General Meeting to be held on May 13 (thirteen), 2,021 (two thousand and twenty-one), at 10:00 (ten) hours, at the head office, on Av. Afonso Pena, 3,577 – 2nd. and 3rd. piso, Serra neighborhood, CEP 30.130-008, in Belo Horizonte – Minas Gerais, in order to discuss and deliberate on the following matters: - Take the accounts of the administrators, examine, discuss and vote on the financial statements of the fiscal year ended in 2019-12-31; - Management compensation. Shareholders, in order to participate in the Meeting, must show personal identification documents and for those who are represented by attorneys-in-fact, the agent(s) must deposit the respective Instrument(s)) of Power of Attorney(s), against Receipt, at the Institution's headquarters, up to 05 (five) days before the date of the Meeting.

Belo Horizonte, April 28, 2021.
BANCO SEMEAR, SA
ADMINISTRATIVE COUNCIL
Roberto Willians Silva Azevedo - President and
Márcio José Siqueira de Azevedo - Vice President

JBL HOLD PARTICIPAÇÕES LTDA
ERRATA

In the publication of the **Notice of Capital Reduction,** made in this body on 11/05/2020, page 06. Where it reads: reduce the company's capital from BRL 1,744,086.00 (one million, seven hundred and forty four thousand, eighty-six reais) to BRL 430,000.00 (four hundred and thirty thousand reais), read if: reduce the company's capital from BRL 1,744,086.00 (one million, seven hundred and forty-four thousand, eighty-six reais) to BRL 1,738,493.00 (one million, seven hundred and thirty-eight thousand and four hundred and ninety-three reais).

Belo Horizonte, April 23, 2021.
Luiza Rotsen Baião

NEWTON PAIVA FERREIRA CULTURAL INSTITUTE LTDA.

CNPJ/MF 16.521.155/0001-03 - MY 31.207.248.511

CALL NOTICE FOR MEETING OF MEMBERS

Pursuant to article 1.152 of Law No. 10.406/2002, the Members of **INSTITUTO CULTURAL NEWTON PAIVA FERREIRA LTDA.** are invited to participate in the Members' Meeting to be held on May 10 (ten), 2021 at 3:30 pm (fifteen hours and thirty minutes), at the Company's headquarters, located at Rua José Cláudio Rezende, nº 420, Bairro Estoril, Belo Horizonte/MG, in semi-presential form, also allowing members who wish to participate remotely via the electronic system of the digital platform ZOOM . The respective link will be forwarded to shareholders who express their intention to participate remotely, up to 30 (thirty) minutes before the meeting, sending a request to the email address reservas@splice.com.br all the documentation that enables them to participate as an identity document of the partner or power of attorney granted by him to a representative in accordance with the law, in order **(I)** deliberate on the following agenda: 1) Change of address of the company's headquarters; 2) amendment to clause I of the articles of incorporation; and 3) consolidation of the social contract. **The information regarding the agenda is available to the Members at the Company's headquarters.**

Belo Horizonte, April 30, 2021. **Ricardo de Souza Adenes** - Director

27th. Civil Court of the District of Belo Horizonte-MG. Notice of Citation period of 20 days. Dr. _ **JOÃO LUIZ NASCIMENTO DE OLIVEIRA,** MM. Judge of Law of the 27th. Civil Court of this Judicial District, pursuant to the law, etc., informs everyone who sees this public notice or is aware of it, that before this Court and respective Secretariat, the records of the search and seizure procedure **in fiduciary alienation n° 5026927-47.2016.8.13.0024,** requested by the Plaintiff **BANCO ITAUCARD, CNPJ 17.192.451/0001-70** against **RAMON GUILHERME LOPES, CPF: 083.438.036.63.** In summary, the Plaintiff entered into a FIDUCIARY ALIENATION agreement with the Defendant, for the updated amount of BRL 20,128.48 (twenty thousand one hundred and twenty-e reais and forty-eight cents). Thus, the Plaintiff, on several occasions, tried to contact the Defendant to verify the reason for the lack of payment and thus amicably resolve the situation, however, she did not obtain any success. In this sense, the Plaintiff's efforts to see its credit satisfied amicably have been in vain. In view of the default of the defendant and all means of amicable collection having been exhausted, the plaintiff BANCO ITAUCARD had no other way to collect the debt from the defendant except through the Judicial process. The plaintiff intends, with this action, among other requests, that the action be upheld, condemning the defendant to pay the plaintiff the debt of R$ 20,128.48 (twenty thousand reais, one hundred and twenty-eight reais and forty-eight cents), duly corrected and with interest, to date. Thus, considering that the injunction for seizure of the asset has already been complied with, this notice is intended to summon the defendant RAMON GUILHERME LOPES CPF: 083.438 . **036-63,** which is in an uncertain and unknown location, for all the terms and acts of this action and, if you wish, to present your defense within 15 (fifteen) days.
It is also warned that, if the action is not contested within the legal period, they will be presumed accepted as true, all the facts articulated by the Plaintiff in his initial petition. Please note that you will be appointed special curator in case of default. And, for the record, this notice has been issued, which shall be published for 3 (three) times, once in the Electronic Judiciary Diary and at least twice in a circulation newspaper site and which will be posted in the usual place on this forum. Belo Horizonte, on April 15, 2021. Dr. João Luiz Nascimento de Oliveira, Judge. Luciano Fábio Marques de Brito, Judicial Clerk.

EMPRESA NACIONAL DE COMÉRCIO, RÉDITO E PARTICIPAÇÕES SA - ENCORPAR
CNPJ/MF Nº 01.971.614/0001-83 - NIRE n° 31300012522
PUBLIC COMPANY

MINUTES OF THE NINETY-SIXTH EXTRAORDINARY MEETING OF THE BOARD OF DIRECTORS OF EMPRESA NACIONAL DE COMÉRCIO, RÉDITO E PARTICIPAÇÕES SA - ENCORPAR, held on March 29, 2021, drawn up in summary form. Date: March 29 (twenty-nine), 2021. Place and time: Rua Aimorés, 981 – 12th floor, part, Employees District, in Belo Horizonte-MG, at 17:00 (seventeen) hours. Attendance: All members of the Board of Directors. Board: Chairman, Josué Christiano Gomes da Silva, and Secretary, Mariza Campos Gomes da Silva. Agenda: - Decide on the Management Report, the Board of Directors' accounts and the Company's Financial Statements, referring to the year ended on December 31, 2020. Deliberations: All members of the Board of Directors present unanimously decided votes and without any reservations to approve the Management Report, the Board of Directors' accounts and the Financial Statements, for the year ended December 31, 2020.

Other matters: Since there was no other matter to discuss, the work was suspended for the time necessary to draw up these minutes, which, after the session was resumed, were read and approved unanimously and without restrictions. Belo Horizonte-MG, March 29, 2021. Signatures: Josué Christiano Gomes da Silva, Chairman of the Meeting, and Mariza Campos Gomes da Silva, Secretary. Board Members: Josué Christiano Gomes da Silva, Chairman; Mariza Campos Gomes da Silva, Vice-President; and João Gustavo Rebello de Paula. I certify that this document matches the original drawn up in the proper book: Josué Christiano Gomes da Silva - Chairman of the Meeting. Board of Trade of the State of Minas Gerais – I certify registration under No. 8478100 on 04/15/2021.
Protocol 21/345.030-5. Ass. Marinely de Paula Bomfim – General Secretary.

Serviço do Registro de Imóveis - Comarca de Contagem

NOTICE OF NOTIFICATION OF DEBTOR DEBTOR

INTIMATE: MARCELO DE OLIVEIRA PIMENTEL CPF: 187.840.545-49

The Official of the Registry of Deeds of the Comarca de Contagem, MG, in the form of the law, etc., **MAKES KNOW TO HOW MANY OF THIS SEE OR HAVE NOTICE OF IT,** that in compliance with the provisions of art. 26 of Law 9.514/97, and at the request of **ITAÚ UNIBAN CO S/A,** headquartered at Praça Alfredo Egydio de Souza Aranha, No. 100, Torre Olavo Setúbal, Parque Jabaquara,

Machine Translated by Google

DEVELOPMENT

Favorable environment attracts investors to Minas Gerais

State strengthens its productive chains

MARA BIANCHETTI

Third largest economy in the country, Minas Gerais stands out in attracting investments , even in the midst of the economic crisis imposed by the Covid-19 pandemic. if before of the global economic slowdown caused by the virus, the State had as its main challenge the diversification of sectors, now it also focuses on strengthening chains productive. In both strategies , the development of a favorable business environment remains the main instrument for winning and maintaining important projects.

> *"The pandemic has hurt many companies, especially small and medium-sized businesses. But many companies are already looking at the long term*

And the results happen. Even breaking a historic investment record in 2019 - when the State attracted BRL 55.9 billion - and reaching a volume of BRL 32 billion in contributions in 2020 - despite the impacts of the pandemic , -, everything indicates that 2021 will surpass the sum of both The exercises.

The bet is on the director--president of the Minas Gerais Investment and Foreign Trade Promotion Agency (Indi), Thiago Toscano.

"We have a flood of investments. The pandemic has hurt many businesses, especially small and medium-sized businesses. But many companies are already looking at the long term and drawing up plans for five or ten years from now, starting not only from in the sectoral vocations of the State, but understanding and being interested in the favorable business environment of Minas Gerais", he reveals.

A recent survey released by the State Secretariat for Economic Development (Sede) showed the attraction of more than R$ 100 billion in private investments since the beginning of Romeu Zema's (Novo) management.

Now, the amount already reaches R$ 118 billion.

Toscano recalls that the work of the current government is aimed at the much-desired economic diversification of Minas Gerais, but also at strengthening the production chain and suppliers already located in the State. For this, the strategies are divided into sectorial and attractive, considering the vocations of Minas Gerais cities and, at the same time, the opportunities that come from technological changes and behavior of consumption.

"Amazon recently announced the construction of a distribution center (DC) with investments of R$ 120 million; Vale is investing BRL 7 billion in raising the dams. Should we only consider the investment or the added value and opportunities that each of these projects bring?", he asks, highlighting the new strategy of measuring strategic investments for the State.

Pillars - In any case, for Minas to be inviting and not only attract, but also maintain investments, Indi also needs to focus on competitiveness , be it structural, fiscal, financial or social.

For this, the CEO of the Agency said that four pillars are worked on: infrastructure, reducing bureaucracy, labor and quality of life.

In infrastructure, an important initiative concerns the Rodoanel Metropolitano, which promises to relieve traffic on the Beltway of Belo Horizonte and consolidate itself as another important transportation route.

In reducing bureaucracy, Avança Minas presents a series of measures to reduce bureaucracy and simplify processes.

In terms of job training, there is a mapping with the aim of negotiating the arrival of companies based also on the availability of trained professionals.

Finally, Toscano spoke about quality of life.

"When a worker moves to another city, he looks for good education, health and entertainment services. We have already lost investments by not offering such conditions. But today we have a lower cost of living than São Paulo, better security than Rio de Janeiro and better public policies than both", he explained.

DISCLOSURE

Private sector investments announced in Minas Gerais amount to R$ 118 billion since the beginning of the Romeu Zema administrati

SCENARIOS

Brazil and the OECD within the framework of attracting foreign direct investment

MARCOS MANDACARU*
AND JULIANO ALVES PINTO**

DIÁRIO DO COMÉR CIO has been publishing a series of fortnightly articles focused on Brazil's entry into the OECD and the impact on attracting foreign direct investment. The guest authors are Marcos Mandacaru, special advisor to the Vice--Governorship of Minas Gerais and specialist in attracting investment, and Juliano Alves Pinto, Undersecretary for Economic Development and career diplomat.

PART III

In the previous edition, the context in which the Brazilian position in relation to the OECD was built as leader of the developing countries was described, marked by distancing if not certain antagonism in relation to the international organism, markedly capitalist and which brought together, without exception, tion, developed countries, members of the so-called First World. Mexico's entry into the OECD would mark the beginning of a new phase, only sufficiently understood by Brazilian diplomacy at the end of the last decade.

Although since the last three decades of the 20th century, successive economic crises **have been** rocking economies on a global scale, not being different either in Brazil or in Latin America as a whole, it is possible to say that international investment flows , especially with the advent of new technologies and the progressive deregulation of markets, have become more intense.

The fact is that good investments , those lasting ones, from the perspective of production and not just from a purely financial perspective, began to seek countries in which there was more transparency , more governance, more predictability and more credibility.

At the entrance of Latin countries -Americans in the OECD obeys the logic that in order to increase the flow of investments it is necessary to undertake structuring economic reforms , which promote a significant improvement in the business environment. This is not a false understanding of the typical reality of emerging economies, in which the recognized economic potential, whether in the production of raw materials or in the transformation industry, coexists with a still high contingent of the population living in conditions of poverty, for which the immense challenges of a social nature must be faced , above all in terms of health and education.

Although it is not possible to state a direct correlation between joining the OECD and increases in the flow of investment, as these often depend on multiple factors, such as, in the case of Mexico, the entry into NAFTA in 1994, in the case of Chile the *commodity boom* agriculture starting in 2008 and in Colombia in improving of its external image, the based on a successful policy to combat drug trafficking and the terrorist activities of left-wing guerrilla groups. **It is,** however, evident that an agenda that favors the adoption of good practices tends to signal to the more dynamic economies that there is a more favorable environment for hosting investments foreigners. It is possible that the external factors mentioned, combined with the reformist agenda promoted by the OECD: **(See graph)**

The OECD is no longer distinguished by being the club of the richest countries, but it is recognized as the group of democratic countries that adopts and disseminates modern practices of governance , regulation, protection of intellectual property, transparency and integrity.

There is, however, a fear that joining the OECD may mean closing doors to strategic partners outside the organization. Without contesting the legitimacy of the assertion, precisely the one that characterized the Brazilian position until 2016, it can be said that the 21st century no longer reserves space for the third worldism characteristic of the sixties, seventies and eighties. To a large extent, the emergence of China as an aspiring hegemonic power and the massive Chinese investments in Asia, Africa and Latin America itself, made the world economic scenario much more eclectic and interdependent.

Brazil's entry into the OECD was considered taboo for decades by the Itamaraty, a position that was reversed only in 2016, when there was finally a signal from the Brazilian government in favor of joining that organization. Until today, however, there is no way to say that the country's entry into the OECD represents, in fact, a peaceful point in Brazilian diplomacy.

Although Brazil's accession process **to the** OECD has not been concluded, there is great expectation for the adoption of important reforms that will allow the creation of a regulatory environment and economic freedom compatible with the best international practices.

With regard to the anti-corruption agenda, it is worth noting the recent efforts of the Government of Minas Gerais, through the Comptroller General of the State, to use OECD parameters for the promotion of integrity, especially with regard to the dissemination of values, the establishment of a safe and anonymous channel for complaints and the adoption of a strict compliance booklet . It is no wonder that Minas was considered in 2021 the most transparent state in Brazil, obtaining the maximum score, along with Ceará and Espírito Santo, on the *Transparent Brazil Scale,* from the Comptroller General of the Union (CGU).

For its part, in 2021 , the OECD decided to suspend Brazil's accession process to the organization on account of both the country's ambivalence in combating deforestation and an alleged relaxation in anti- corruption policies, coinciding with recent STF decisions to annul part of the Lava Jato operation process corresponding to the conviction of former President Lula. Suspension would not mean interruption of accession to the bloc, although **it is** possible that Brazil will remain outside the organization for a few years.

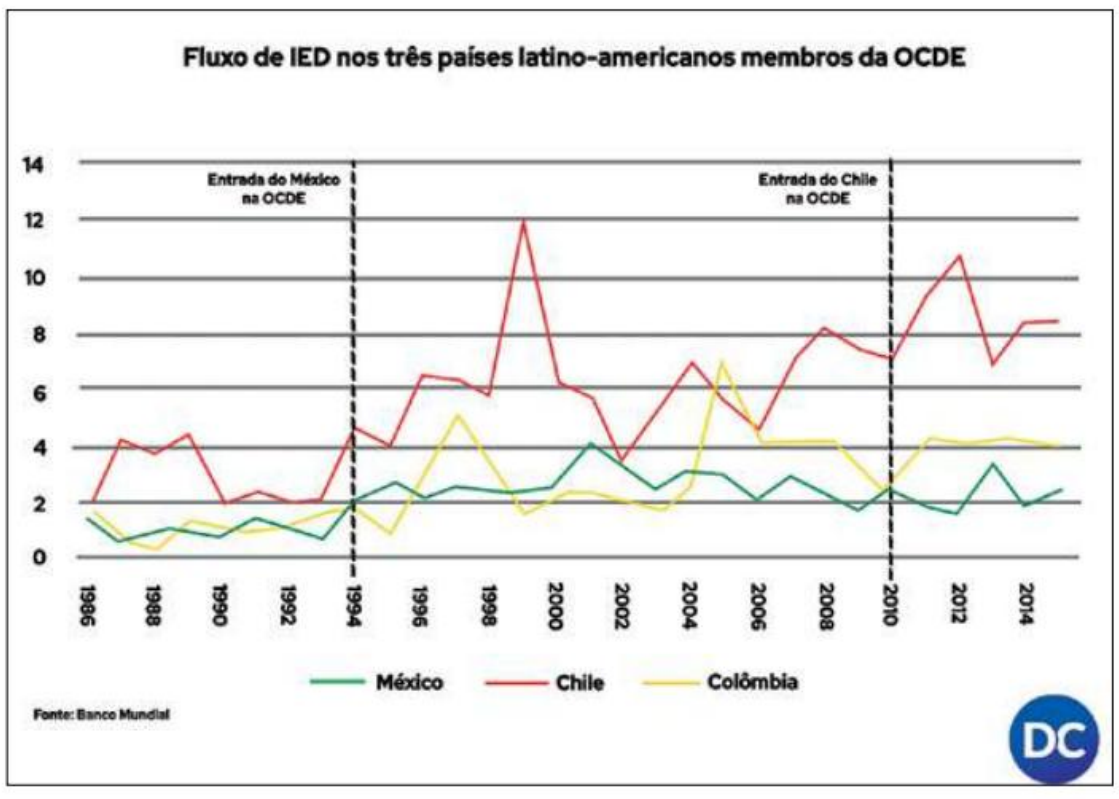

*** Special advisor to the Deputy Governorship of Minas Gerais and specialist in attracting investments**

****Undersecretary for Economic Development and career diplomat**

Machine Translated by Google

AGRIBUSINESS

agronegocio@diariodocomercio.com.br

PIG FARMING IN MINING

Exports help relieve pressure on the sect

Producers in the state have followed the country's rise in sales abroad, which is contributing to price recovery

MICHELLE VALVERDE

The heated demand for pork meat in the internal and external markets is contributing for the recovery of prices paid to producers in Minas Gerais. After values were lower than expected by the sector throughout the first months of 2021, in April there was a recovery and a kilo of live pigs is being traded, on average, at R$ 8. Price appreciation is considered essential, since the cost inflation of production rose more than 100% in a year.

To overcome the challenges of the activity and, in particular, to commemorate the Day of Pork from Minas Gerais, today, April 30, the Association of Pig Farmers of Minas Gerais (Asemg), which is completing 49 years, has been promoting events that guide producers and show opportunities. One of these initiatives was the online event "Exports and pork farming in Minas Gerais", which addressed, yesterday, the opportunities to become commercialize the product with the foreign market.

According to the president of Asemg, João Carlos Bretas Leite, the events promoted by the entity are important to guide the producer and show opportunities. "We face many challenges and, therefore, we always seek to guide our associates in the best possible way. We are always working on ways to publicize the pork meat, the quality and we also seek to bring relevant information to the producers, which is important for them to make decisions", he points out.

Asemg's veterinarian and market consultant, Alvimar Jalles, explains that Brazilian pork exports are exceptional and Minas Gerais has evolved in terms of shipments.

"In Brazil, the volumes shipped in the last two months have already surpassed the 2020 record, and we can say that Minas Gerais is also following the growth, even if in a smaller proportion than the southern states, which are the largest exporters".

Data collected by Jalles show that, in March alone, Minas exported 1.61 thousand tons of pork. The volume was the largest since June 2020 and the second largest in history. "Exports are recovering and, in April, they also remained heated".

The resumption of volumes in March and the estimate of a positive April are also necessary to review the numbers for the first quarter. According to data from the State Secretariat for Agriculture, Livestock and Supply (Seapa), Minas Gerais, between January and March, exported 4.1 thousand tons of pork meat, a volume that was 2.7% lower compared to the same period last year.

Revenue fell by 3.5%, ending the period at US$ 7.9 million.

Record production costs -The increase in shipped volumes is important to generate income for producers, who are working with record costs and no drop estimates. In addition to the heated international demand for pork, an impulse that comes mainly from China, the domestic market is also demanding more, which promoted the recovery of prices paid for pork. More attractive prices than beef are favorable for greater demand.

"The cost of pork production remains very high in Minas. In April, the price of a live hog reached BRL 8 and this is the first moment of relief in 2021. We started the year with a drop in prices, which was caused by the negative expectations caused by the closure of activities non-essential economic measures to control the Covid -19 pandemic. Even under social isolation, pork consumption remained good and was important for the recovery of prices", said Jalles.

With the value of BRL 8 per kilo of live pigs, the productive sector is registering positive profit margins. According to the president of Asemg, João Carlos Bretas Leite, this is important for the producer to be able to pay the expenses, which are much higher.

> *"In Brazil, the volumes shipped in the last two months have already surpassed the 2020 record, and we can say that Minas is also following the growth (...)"*

Only in the case of corn, the increase in prices is almost 100% and the estimates are pessimistic, since, in the middle of the harvest period, the values of the cereal increased.

In addition, the second corn crop has been facing climatic problems and the fear is of productive losses, which may make the cereal even more expensive.

"The challenges faced are unprecedented. We never imagined corn at these price levels. Production cost inflation is over 100%, an unimaginable situation. Last year, the corn put on the farm, between May and June, varied between R$ 45 and R$ 47 per sack, and, this year, it is already between R$ 98 and R$ 100 and we have not reached the off-season. We are living in a scenario of uncertainties. Today we have a satisfactory profit margin, but we don't know about tomorrow", said Leite.

RONALDO RONAN RUFINO

After amounts paid for pork were lower than expected in the 1st quarter, there was appreciation in Apr

MINEIRA PORK MEAT DAY

On April 30, Mineira Pork Day is celebrated, established by the Legislative Assembly of the State of Minas Gerais (ALMG), through Law 21.125, of 01/03/2014. The creation of the date aims to value the pork production chain and the economic, social and cultural representativeness of the sector in the State.

On the same day, Asemg's birthday is also celebrated, which in 2021 will be 49 years old. The association aims to connect the production chain to generate sustainable development in pig farming.

ENERGISA PARÁ TRANSMISSORA DE ENERGIA I SA
CNPJ/MF: 28.091.111/0001-70
MY: 31300118703

Minutes of the Ordinary and Extraordinary Shareholders' Meeting of Energisa Pará Transmissora de Energia I SA ("Company"), held on April 15, 2021, drawn up in summary form. 1. Date, time and place: On April 15, 2021, at 4:30 pm, at the Company's headquarters, located at Praça Rui Barbosa, nº 80 (part), in the City of Cataguases, State of Minas Gerais , CEP nº 36.770-901. **2. Call Notice and Attendance:** Waived pursuant to art. 124, paragraph 4, of Law no. 6,404/76, due to the presence of shareholders representing the totality of the Company's share capital, as verified by the signatures in the "Shareholders' Attendance Book".
Also present were the Administrative Director Mauricio Perez Botelho and the representative of the independent auditors Ernst & Young Auditores Independentes SS, Álvaro Brito- CRC RJ-127732/O-6. **3. Board:** Chairman, Mr. Maurício Perez Botelho, and Secretary, Mrs. Jacqueline Mota F. Oliveira. **4. Resolutions:** By the shareholders representing the totality of the Company's share capital, the following resolutions were unanimously taken: 4.1. At an Extraordinary Meeting: 4.1.1 Authorize the drawing up of the minutes referred to in this Meeting in summary form, as well as their publication with omission of the signatures of the attending shareholders, pursuant to art. 130 and its §§, of Law nº 6.404/76. 4.1.2. Set the global amount of the annual compensation of the Company's managers for the year 2021 in the amount proposed by the shareholders present, which initialed and authenticated by the presiding board, is filed at the Company as doc. 1. 4.1.3. Acknowledge and accept the resignation presented by Mr. Geraldo Cesar Mota, to the position of Chief Executive Officer of the Company and to declare the Company's thanks for the work carried out during the time in which he served as the Company's director. 4.1.4. Due to the resignation of the Company's Chief Executive Officer, to elect Mr. **Gabriel Mussi Moraes,** Brazilian, married, electrical engineer, bearer of identity card No. 133295477, issued by IFP – RJ, registered with the CPF/MF under No. 104.684.287-04, resident and domiciled in the City and State of Rio de Janeiro, with an office at Av. Pasteur, nº 110, 6th floor, Botafogo, Rio de Janeiro – RJ, with a term coinciding with that of the other Directors elected at the Company's Extraordinary General Meeting held on April 30, 2020. 4.1.5. The elected Director, who took office in this act, declares that (i) he is not impeded by special law, or convicted of bankruptcy, prevarication, bribery or bribery, concussion, embezzlement, against the popular economy, against the financial system national law, against antitrust rules, against consumer relations, against public faith or property, or the criminal penalty that prohibits, even temporarily, access to public office, as provided for in § 1 of art. . 147 of the Brazilian Corporate Law; (ii) is not sentenced to suspension or temporary disqualification applied by the Securities and Exchange Commission, which makes him ineligible for management positions in a publicly-held company, as established in § 2 of art. 147 of the Brazilian Corporate Law; (iii) meets the requirement of unblemished reputation, established by § 3 of art. 147 of the Brazilian Corporate Law; (iv) does not hold a position in a company that may be considered a competitor of the Company, pursuant to item I of § 3 of art. 147 of the Brazilian Corporate Law; (v) does not have or represent a conflicting interest with that of the Company, pursuant to item II of paragraph 3 of art. 147 of the Brazilian Corporate Law; and (vi) is not a politically exposed person, as defined in the applicable regulations; according to Docs. 2 which, numbered and authenticated by the presiding board, are filed at the Company. 4.1.6. Consign that Mr. Gabriel Mussi Moraes will cumulatively exercise the positions of Chief Executive Officer and Director of Transmission. 4.1.7. Due to the changes deliberated above, state that the Company's Board of Executive Officers is composed of the following members, all with a term of office until April 30, 2023: (i) Mr. **Gabriel Mussi Moraes,** Brazilian, married, electrical engineer, bearer of identity card No. 133295477, issued by IFP – RJ, registered with the CPF/MF under No. 104.684.287-04, resident and domiciled in the City and State of Rio de Janeiro, with an office at Av. Pasteur, nº 110, 6th floor, Botafogo, Rio de Janeiro – RJ, in the position of CEO and Transmission Officer, (ii) **Maurício Perez Botelho,** Brazilian, married, engineer, bearer of identity card nº 04066824-6, issued by IFP/RJ, registered with the CPF/MF under number 738.738.107-00, resident and domiciled in the City and State of Rio de Janeiro, with an office at Av. Pasteur, nº 110 - 6th floor, Botafogo, Rio de Janeiro – RJ, CEP: 22.290-240, in the position of Administrative Director; and (iii) **Alexandre Nogueira Ferreira,** Brazilian, married, economist, bearer of identity card No. 6929633, issued by the SSP – MG, registered with the CPF/MF under No. 028.042.606-23, resident and domiciled in City and State of Rio de Janeiro, with office at Av. Pasteur, nº 110, 6th floor, Botafogo, Rio de Janeiro - RJ, in the position of Officer without specific designation; 4.1.8. Approve the amendment to the wording of item 4.1.6, approved at the Ordinary and Extraordinary General Meeting held on April 30, 2020 and registered with the Board of Trade of the State of Minas Gerais (JUCEMG) under No. 785230 on May 27, 2020 , which will take effect with the following wording: "4.1.6 Approve the increase in the Company's capital stock in the amount of BRL 46,938,715.00 (forty-six million, nine hundred and thirty-eight thousand, seven hundred and fifteen reais), through the issuance of 46,938,715 (forty-six million, nine hundred and thirty-eight thousand, seven hundred and fifteen) new common shares with no par value issued by the Company, for the issue price of R$ 1.00 per share , increasing the Company's share capital from BRL 75,000,000.00 (seventy-five million reais) to BRL 121,938,715.00 (one hundred and twenty-one million, nine hundred and thirty-eight thousand, seven hundred and fifteen reais) and the consequent amendment of Article 5 of the Bylaws to reflect the increase in share capital." 4.1.9. Approve the increase in the Company's capital stock in the amount of R$ 30,655,000.00 (thirty million, six hundred and fifty-five thousand reais), through the issuance of 30,655,000 (thirty million, six hundred and fifty-five thousand) new common shares with no par value issued by the Company, at the issue price of R$ 1.00 per share, with the Company's capital stock rising to R$ 121,938,715.00 (one hundred and twenty-one million, nine hundred and thirty-eight thousand, seven hundred and fifteen reais) to BRL 152,593,715.00 (one hundred and fifty-two million, five hundred and ninety-three thousand, seven hundred and fifteen reais) and the consequent amendment of article 5 of the Bylaws to reflect the increase in share capital. 4.1.10. All 30,655,000 (thirty million, six hundred and fifty-five thousand) new common shares now issued will be fully subscribed by the shareholder Energisa Transmissão de Energia SA, as per the subscription bulletin contained in Attachment I to these minutes, and will be paid up at - on the capitalization of the balance of Advances for Future Capital Increase – AFAC of Energisa Transmissão de Energia SA registered until December 31, 2020, in the total amount of R$ 30,655,000.00 (thirty million, six hundred and fifty-five thousand real). 4.1.11. To state that the shareholder Energisa SA, at the end subscribed, expressly and irrevocably waived its preemptive right for the subscription of new shares issued by the Company. 4.1.12. Due to the deliberations of items 4.1.8 and 4.1.9. above, amend the *caput* of article 5 of the Company's Bylaws, which shall read as follows: *"Article 5*

- The Company's share capital, fully subscribed and paid in, is R$ 152,593,715.00 (one hundred and fifty-two million, five hundred and ninety-three thousand, seven hundred and fifteen reais), divided into 152,593,715 (one hundred and fifty-two million, five hundred and ninety-three thousand, seven hundred and fifteen) common shares, all registered and without par value." 4.1.13. Approve the amendment to the wording of item "b" of article 18 of the Bylaws, which will become effective with the following wording: *"Art. 18 (...). b) by the joint signature of (i) two Officers; or (ii) one Officer and one attorney-in-fact, in accordance with the extent of the powers conferred upon them, or (iii) by 02 attorneys-in-fact appointed pursuant to item "a" above, provided that at least one of the proxies is invested in the positions of statutory directors, manager, coordinators, superintendent or employee director of its shareholders, subsidiaries or affiliates, and a limit of authority and the position held by the grantees must be specified in the power of attorney. In addition, the power of attorney must contain the extension of the powers granted, as well as the term of office:"*
4.1.14. Approve the consolidation of the new wording of the Company's Bylaws, which forms an integral part of these minutes as Exhibit II. 4.2 In Ordinary Meeting: 4.2.1. Authorize the drawing up of the minutes to which this Meeting refers in summary form, as well as its publication with omission of the signatures of the attending shareholders, pursuant to art. 130 and its §§, of Law nº 6.404/76. 4.2.2. Approve, after being examined and discussed, the annual report and management accounts, as well as the financial statements for the fiscal year ended on December 31, 2020, accompanied by the opinion issued by the independent auditors, which were published in the on March 24, 2021 in the newspaper "Diário do Comércio de Minas Gerais", pages 7 to 9, and in the Official Gazette of the Union, pages 134 to 137, with the publication of the advertisements referred to in art. 133, of Law nº 6.404/76, in the form of its 5th paragraph. 4.2.3. Approve the net income included in the approved financial statements in the amount of R$ 104,399,537.55 (one hundred and four million, three hundred and ninety-nine thousand, five hundred and thirty-seven reais and fifty-five cents). 4.2.4.
Approve the allocation of net income for the year 2020, allocating the amount (i) of R$ 5,219,976.88 (five million, two hundred and nineteen thousand, nine hundred and seventy-six reais and eighty-eight cents) to the legal reserve; and (ii) ninety-nine million, one hundred and seventy-nine thousand, five hundred and sixty reais and sixty-seven centavos (R$99,179,560.67) for the payment of dividends. 4.2.5. Approve that dividends are not distributed to shareholders, pursuant to art. 202, §§ 4 and 5 of Law No. 6,404/76. Due to this approval, the amount equivalent to BRL 99,179,560.67 (ninety-nine million, one hundred and seventy-nine thousand, five hundred and sixty reais and sixty-seven cents) will be allocated to the special reserve for dividends, which, if not absorbed for losses in subsequent years, shall be paid as dividends as soon as the Company's financial situation permits. **5. Approval and Closing:** There being no further business to discuss, these minutes were drawn up, read, approved and signed by all those present. **Board:** as) Maurício Perez Botelho - Chairman; as) Jaqueline Mota F. Oliveira - Secretary; **Shareholder:** a) Energisa Transmissao de Energia SA - Shareholder represented by Director Mauricio Perez Botelho; to the)
Energisa SA - Shareholder represented by Director Mauricio Perez Botelho; a) Álvaro Brito - Representative of the Independent Auditors. It matches the original recorded in the Minutes of General Meetings of Energisa Pará Transmissora de Energia I SA Cataguases, April 15, 2021. Jaqueline Mota F. Oliveira - Secretary. I certify that the act, digitally signed, by the company ENERGISA PARÁ
TRANSMISSORA DE ENERGIA I SA, from NIRE 3130011870-3 and filed under number 21/354.348-6 on 04/15/2021, is registered with JUCEMG under number 8495536, on 04/28/2021. The act was electronically approved by the examiner Zulene Figueiredo. The Secretary-General, Marinely de Paula Bomfim, certifies the registration.

AROMATIC PLANTS

Embrapa opens registration for *online* course

Registration for the course "Aromatic and Spice Plants - Identification and Cultivation ", offered by Embrapa Vegetables (Brasília-DF) and available in the Virtual Environment of (AVA) of Em brapa - the e-Campo platform - are now open. Included in the activities alluding to Embrapa's 48th anniversary, the *online* course is presented in a self-instructional format, which allows participants to access the contents according to their learning pace and time availability.

The course deals with the uses and benefits of aromatic and spice plants , with botanical information on cultivation, harvesting and processing and essential oils of 33 species - saffron, rosemary, basil, alfavacão, rue, boldo, boldo de Jardim, camo mila, lemongrass, citronella, cumin, lemongrass, aloisia, fennel, fennel, ginger, geranium, mint and mints, lavender, wormwood, laurel, macela, mallow, basil, marjoram, melissa, oregano, pennyroyal, sage, thyme and vetiver.

Studies and research with these species include partnerships with other Embrapa Units – Genetic Resources and Biotechnology and Food Agroindustry – and the Instituto Campinas (IAC), which was also present in the pages of the book "Aromatic and spice plants: applied use in horticulture", launched by Embrapa Hortaliças in 2013.

"The idea that permeated the construction of the course was to introduce participants to the universe of these plants - many of which are included in the book in a simple way and with accessible language, based on the public-target made up of producers, extension workers, students and others interested in the subject", explains biologist Lenita Haber, who shared the production of the content with agronomists Débora Albernaz, Flávia Clemente and Nara Lúcia Trindade, from the Technology Transfer area , with technical support from supervisors Fer nanda Nascimento and Carla Timm, Prospecting Sector/ Technology Transfer and Communication Center, respectively.

"During the discussions around the learning that the course seeks to provide, we considered the importance of good cultivation practices and the identification of the species, since many of these plants are used as phytotherapics, as well as their best use, essential to enjoy all their benefits", summarizes Fernanda Nascimento.

PAULA RODRIGUES / EMBRAPA



Basil is among the 33 species covered in classes

Machine Translated by Google

BUSINESS

gestaoenegocios@diariodocomercio.com.br

DIVERSIFICATION

Gema de Minas expands its area of activity

Strategy is to have products in each department, such as coffee, cleaning, basic food basket, farinaceous products, beverages, among others

MARA BIANCHETTI

The Gema de Minas Alimentos group , headquartered in Capelinha , in Jequitinhonha, continues to grow.
The brand, genuinely from Minas Gerais and, until then, specialized in coffee, has been expanding its areas of activity and increasing its portfolio since the beginning of this year.
Today, the company already has a *mix* of 25 products and intends to end 2021 with at least 50.

"The strategy is to have a product in each department. Coffee, cleaning items, basic food basket, farinaceous products, drinks, among others", revealed the group's CEO, Ivan Caldeira.
According to him, the first launches: chocolate milk, strawberry mixture for milk and powdered refreshment, have already arrived at supermarkets and the sales performance is being surprising.

"The new items are being very well accepted by all customers. This is also why we managed to maintain a good pace of results in the first months of this year, even in the face of the second wave of the pandemic and the new impacts on trade and people's income", he said.

Caldeira explained that, in the case of coffee lines, production is owned and is concentrated in the industrial park located in Capelinha . The new items are being outsourced, but, in the future, they may have manufacturing incorporated into the manufacturing unit. Currently, the local infrastructure is 20,000 square meters spread over a plot of 80,000 square meters, "or that is, there is enough room to grow", he added.

Also according to Caldeira, last year, the company started growing beans, which was done in three harvests.
The entire structure was assembled and the processes developed , from harvesting to packaging. This year, around 500 hectares of grain will be planted. Black and carioquinha beans will be marketed.

ÿÿ The idea was to start marketing in January, but the pandemic messed up plans a little. Over last year, we acquired knowledge with planting and found it a good opportunity to package and enter the market. In July, we should make the launch", he said.

> *"In 2020, the company managed to increase revenue by 30% and the forecast, with the launches, is to maintain growth and end 2021 with an expansion of 20%"*

Coffees - Only at the Gema de Minas coffee shop the *mix* consists of 14 items among coffee lines, *cappuccino,* filters and strainers.

Among the lines are Cafés Gema de Minas, Capelinha , Midiã and Café Montes Claros. The products are sold in around 450 cities in Minas Gerais, operating in the Jequitinhonha , Mucuri, Rio Doce, Midwest region of Minas Gerais and in the Metropolitan Region of Belo Horizonte (RMBH).

Regarding the market, the numbers are positive. In 2020, the company managed to increase its turnover by 30% and the forecast, with the launches, is to maintain growth and end 2021 with 20% expansion.

"After 24 years of activity, we realize that a large part of our success is the relationship we build with our customers. We wish to expand this bond. The chocolate milk, strawberry and Gema de Minas juice, the first of many launches in 2021 by the group, will follow the same high quality and purity production standards already known by consumers.

The Gema de Minas group reinforces its commitment to remain a company that is aware of and committed to sustainability. It has also been restructuring its li production line, investing in technology and safety", assured the executive without disclosing the volume invested, for strategic reasons.

DISCLOSURE

In the case of the coffee lines, the group's own production is concentrated in the industrial park located in Capelin

DISCLOSURE

Today, the Gema de Minas Alimentos group, from Capelinha, already has a *mix* of 25 products

EASTER

Number of internet orders increased by 136% in 2021

A study carried out by Lett, *a startup* specialist in Trade Marketing Digital, confirmed the expectations for Easter 2021 growth in *e-commerce.* The study analyzed, through data intelligence, the nine largest chocolate manufacturers in Brazil, the 50 main chocolate brands, 12 *e-commerces* and 497 products.

The results show that even with high unemployment and an unstable economy, during the period from March 23 to April 11, Easter moved commerce with the *online* sale of more than 600 thousand products and obtained revenues of Rs. $ 64.4 million, the value represents an increase of 84%, when compared to the collection of the same period in 2020. In total, 497 products were analyzed , separated into three categories: Chocolate Bars , Bomboniere and Easter Eggs.

The survey pointed out that Nestlé, Lacta, Ferrero and Arcor companies had the best results at Easter 2021 in *e-commerce.* Nestlé, for example, brought to the public a *mix* of around 180 products as a purchase option for the period.

Average ticket - When the subject is the purchase of chocolates, the average ticket of the products is a factor that directly influences the consumer's behavior. According to data from Opinion Box, around 52% of *shoppers* expected a consumption budget of between R$11 and R$30.

Brands listened to market trends. Considering data from the nine main industries analyzed, six of the major brands (Fer rero, Delicce, Hersheys, Arcor, Lacta and Nestlé) had an average ticket below BRL 30.

However, the average prices of Easter Eggs, Chocolate Bars and Bomboniere changed significantly between the period from March 23rd to April 11th.

In the Easter Eggs category , in the period prior to Easter, from March 23 to 30, there was the biggest increase in prices, reaching a cost of around R$41.17. Then the products fell in prices.

Stock - The availability of products for consumer purchase was another criterion analyzed by Lett's survey during Easter, which pointed out that the average availability rate among the analyzed manufacturers was 61.64%. However, when the study is analyzed by category, there are some differences . Easter Eggs products , as they are associated with an extremely seasonal demand, had lower average percentages, with around 33% of stock availability.

The products from the Chocolate Bars and Bomboniere segments maintained high levels of availability throughout the period analyzed by the survey. This tends to happen because, although brands sell a lot of this type of product at Easter, they continue to have consumer demand afterwards.

Another analysis presented by the study is related to consumers' search for Easter products on the internet.
In the year 2021, the search for Chocolate Bars was slightly higher than Bomboniere compared to the year 2020. However, searches for "Easter Eggs" items remain the majority in the public's preference, even if for a limited period.

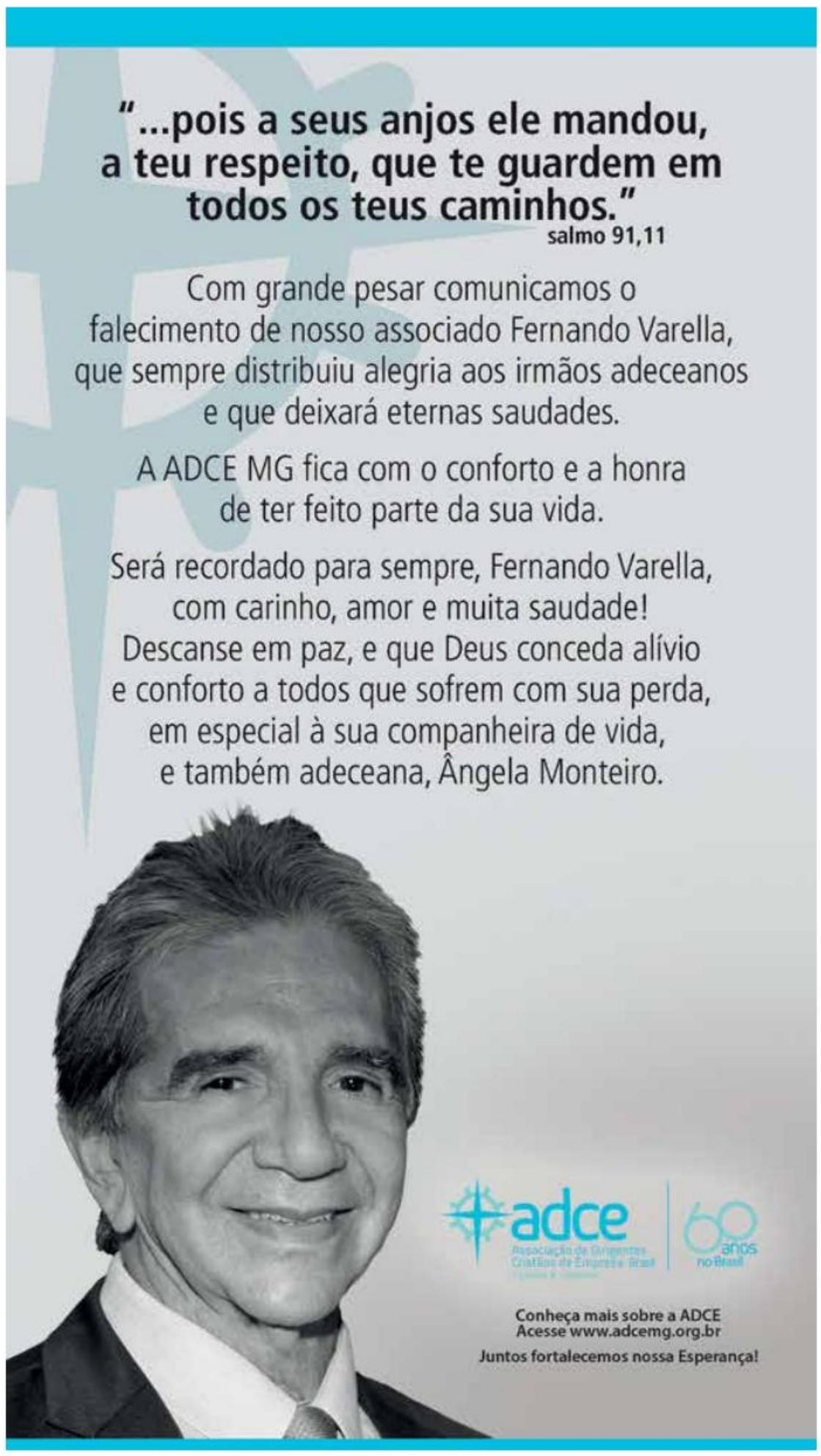

Machine Translated by Google

MANAGEMENT

Pandemic exposes fragility of leaders in leading teams

Someone under stress is not going to give the best answers.

DANIEL MACIEL

It no longer matters the personal style or the corporate culture, the fact is that every business leader felt in check at some point during the pandemic. The mission of coordinating teams, thinking strategically about the company's future and keeping everyone engaged amidst the health and economic chaos of the last 13 months is, and will continue to be for a long time, a challenging task. For many, the biggest of their entire lives.

For 20 years advising leaders in various sectors, master business *coach* André Bax reveals that anguish and fear have reached the most inexperienced and those dedicated to small businesses, the most renowned global entrepreneurs and CEOs of multinationals. What sets them apart, however, is the support structure. And what brings them together, insecurity.

"No one could have predicted that we would go through a situation like the current one. I've been dealing with leadership training for over 20 years and, as much as we're prepared, we're going through a unique moment. For this moment, the most important for the leader it is self-knowledge, it is knowing how to understand one's emotions. We take this into our training . Psychology explains that there is no emotional control. We don't control our emotions, we can understand them and, from that, deal with them more easily", explains Bax.

For the specialist, the first step is to admit one's own weaknesses and seek professional help when the pressure starts to get to you. Taking care of the mind and body is also fundamental for those whose mission is to be an example and lead people.

"Fear is a human feeling that, in the right dose , can protect us from risks, but which, when exaggerated, paralyzes us. And he is probably the most common feeling among people these days. We are afraid of getting sick, of losing someone dear, of being unemployed. Leaders also feel fear and must seek help when this happens. The era of the omnipotent boss is over", he points out.

Another basic point that leaders must observe is respect for laws and common sense. Although Brazilian legislation is still lacking in regulating work models such as *home office* and remote work, avoiding abuse and harassment is a leader's mission, not only to avoid future labor liabilities but also to keep teams engaged.

> *"Fear is a human feeling that, in the right dose, can protect us from risks, but which, when exaggerated, paralyzes us. And he is probably the most common feeling among people today."*

For those days when things are more difficult, the *coach* indicates a momentary withdrawal, to put emotions in order and be more assertive in decisions and effective in supporting employees. a brief 15 minutes walk may be enough.

"The leader has a full support role , even if from a distance. In the moments of great instability, so it is best to wait a while to respond to demands. Breathe, walk. Science has proven that exercise physical help us fight stress. Someone at the height of stress is not going to give the best answers", advises the consultant.

SITTING JOHN

Bax: The most important thing for leaders right now is knowing how to understand their own emotions

VEHICLES

Carbel Japan predicts revenue of BRL 300 million in 2021

The new coronavirus pandemic not only brought challenges for different sectors of the economy, but has also stimulated creativity and put to the test the resilience and solidity potential of many companies. The car market was heavily hit with the crisis installed in the world. However, the segment has shown its resilience.

Data released by the National Federation of Motor Vehicle Distributors (Fenabrave) indicate that registrations of light commercial vehicles registered in March (177,109 units) an increase of 11.93% in relation to February and compared to the same month of March of the same year. last year (155,784 units) the increase was 13.69%. In the quarter , sales of new vehicles had a retraction of 6.5%.

One of the examples of overcoming and reinvention comes from Carbel Japan. With two stores in Belo Horizonte, one in the Estoril neighborhood (West region) and the other in Barro Preto (Central-South region), the Nissan dealership has faced the sector's bottlenecks with a sales force and a lot of creativity. The company's expectation is to reach the end of the year with the same sales volume as before the pandemic and a turnover of more than R$ 300 million.

One of the reasons for the recovery in sales was Nissan's bet on two new launches that have pleased the public: the new Versa and the new Kicks. The first arrived at end of last year bringing new concepts, more elaborate design and new technologies. The model already has awards for best purchase and car of the year. Likewise, the new Kicks also hit the market with everything. It is Nissan's best seller in Brazil and Latin America since its launch.

"In addition to good cars for negotiation, in this pandemic period what has made the difference is the training of our team and our strategy. sales strategy, such as Carbel Home", highlights the director of Carbel Japan, Thiago Maia. And he adds: "We are a young company, which will complete six years in 2021, but we rely on the expertise and solidity of the Carbel Auto Grupo, which has been operating for over 50 years."

Carbel Home is an innovative sales format in which customers can buy a car without leaving home.

"Our goal is to offer the best experience when buying a vehicle with safety, comfort and convenience, even more essential in times of a pandemic and the need for social isolation", highlights Thiago Maia.

Even with the various changes in the functioning of the physical stores stipulated by the authorities, the Carbel Japan dealerships remain open 24 hours a day, seven days a week in the *online environment.* Through the *website www.carbeljapao.com.br,* the customer can access the entire purchase process in just one click. Thiago Maia explains that all contact with sales consultants can be done via WhatsApp or the video call tool on the *website.* Carbel Japan is also in charge of taking the car completely sanitized to the customer's home for the *test drive.* The evaluation of the used car can also be done without having to take it out of the garage. After closing the deal, the company is also in charge of delivering the sanitized vehicle to the customer in the comfort of his home.

Innovation - Carbel Japan is the result of the entrepreneurial vision of the Carbel group, which also includes the brands Audi Center BH, Honda Banzai, Carbel Korea, Carbel Volkswagen, Strada Fiat, Strada Jeep and Carbel Renault. It was only in July 2015 that the Carbel Group took over the operations of the Nissan dealerships in Belo Horizonte with an eye on the market innovative and technological feature of Japanese vehicles. Considered one of the largest vehicle manufacturers in the world, Nissan's presence in Brazil began in 2000, with an investment of more than R$ 2.6 billion in its industrial complex in Resende, in the state of Rio de Janeiro.

In March 2019, Carbel Japan opened its newest store, the first unit in Minas Gerais that follows Nissan's worldwide standards. Located on Avenida do Contorno, in Prado, the unit received around R$ 5 million in investments in an area of more than 2 thousand meters squares.

SHORTS

CEO da Microcity is awarded

CEO Renato Castro, from the Minas Gerais company Microcity, leader in PCaaS in Brazil, received the IT Executive of the Year award, in the Revenue Increase category, at an event held by the IT Midia group, specialized in the Information Technology (IT) sector. . Renato Castro received recognition due to the sales volume achieved in 2020, which totaled revenues of BRL 140 million, 21% above 2019, making it the best year in the company's history. The IT Executive of the Year award, in which CEOs, CIOs, CMOs (Chief Marketing Officer) and sales executives participate, had a record number of entries in 2021, totaling 413 projects, of which 274 CIOs and 139 Industry professionals, submitted to evaluation by a committee specialized in the subjects evaluated.

MEC intended BRL 436.1 million to federal institutions

The Ministry of Education (MEC) released R$ 436.1 million to federal educational institutions linked to the portfolio to be used for the cost and maintenance of these institutions, such as expenses with water, energy, electricity, telephone, services outsourced services and purchase of materials such as paper, etc. The funds will also be used to pay the National Student Assistance Program (Pnaes), which offers assistance to low-income students enrolled in on-site undergraduate courses at federal institutions of higher education, such as support for student housing, food, transportation and health. The actions are carried out by the educational institution that receives MEC resources for funding. Most of the amount (R$ 287.7 million) is destined to federal universities, including transfers to university hospitals. The Federal Network of Professional, Scientific and Technological Education received R$ 142.9 million. The remainder (R$ 5.5 million) was transferred to the National Institute of Education for the Deaf (Ines), the Benjamin Constant Institute (IBC) and the Joaquim Nabuco Foundation (Fundaj). Throughout 2021, MEC authorized the transfer of BRL 1.5 billion to federal institutions linked to the portfolio.

Inatel has good MEC/Inep evaluation

Inatel, in Santa Rita do Sapucaí, in the south of Minas Gerais, received grade 4 in the General Index of Appraised Courses (IGC), one of the quality indicators of the Ministry of Education (MEC), which was published by the National Institute of Studies and Anísio Teixeira Educational Research (Inep), on April 23rd. The result places Inatel in the group of the top 15% of teaching institutions, among the 2,070 evaluated. Minas Gerais had the highest number of institutions evaluated, 265, and Inatel is the best among the non-profit private institutes in the State.

Algar Telecom expands MPE operation

Algar Telecom, Grupo Algar's telecommunications and IT company, expands its services to customers in the MSE (Micro and Small Businesses) segment in the cities of Betim (RMBH) and Ribeirão das Neves (RMBH) and network expansion in the Santa Lucia, in the Center-South region of Belo Horizonte. Currently, Algar Telecom serves MSEs in 301 cities and districts. The company offers, in the MPE segment, telecom services (internet and fixed voice), and a range of ICT options. They are connectivity solutions (VPN, network management - NOC and dedicated connection), productivity (integrated communication tools , PABX and cloud storage and monitoring of IT applications), security (cloud backup, antivirus and security management - SOC) and infrastructure *(elastic cloud,* dedicated hosting and *colocation).* The portfolio also includes complementary internet services (support, dedicated link, data packages) and digital services.

Machine Translated by Google

NEWS

Jeep Compass is more agile and economica

Best-selling medium SUV in the country also has changes in the interior and new multimedia center in the 2022 version

PHOTOS: STELLANTIS JEEP - DISCLOSURE

Leader in its segment with about 70% of the market, the Jeep Compass arrives in the 2022 lineup with several changes, offering new interior and engine.

In the year that Jeep completes eight decades since it was born in the United States, to remain at the top, the brand bets on innovations in the model that was first presented to the public at the Detroit Auto Show , in the United States, in 2007 and which is the only one to date that has a diesel engine in its segment.

"With maximum power of 185 hp at 5,750 rpm and maximum torque of 270 Nm at 1,750 rpm, the 1.3-liter turbo engine makes the Compass leave immobility and reach 100 km/ h in 8.8 seconds"

The model has already had more than 240,000 units sold in Brazil since it started being sold here , in 2016, with production at the Jeep Automotive Pole, in Goiana (PE).

T270 Turbo Flex Engine - With the highest torque and highest power among the flex engines produced in Brazil, according to Jeep, in addition to low fuel consumption and reduced levels of pollutant emissions, the T270 debuts in the Jeep range in the new Com pass always integrated to a six- speed automatic transmission.

With a maximum power of 185 hp at 5,750 rpm and maximum torque of 270 Nm at 1,750 rpm, the 1.3-liter turbo engine makes the Compass leave immobility and reach 100 km/h in 8.8 seconds. It has a compression ratio of 10.5:1, aluminum block and direct fuel injection.

The T270 features the third generation of MultiAir, which has even more flexible valve control and more fuel efficiency in high load conditions, when vehicle performance is most desired .

The engine is even more reliable because it has a silent and for life timing chain , which does not require any type of maintenance.

TD350 Turbo Diesel Engine - With 170 hp of power and 350 Nm of torque, the new version of the TD350 Turbo Diesel engine comes with a great anticipation of compliance with Proconve L7 standards, scheduled only for January 2022, reducing emissions by 85% of nitrogen oxide in nature.

It already has the SCR exhaust gas after-treatment system, which reduces the emission of polluting gases. Therefore, it is necessary to use the additive ARLA32. In the TD350 engine, autonomy is approximately 10,000 km, so the driver will not need to stop to fill up with the additive all the time, informed Jeep.

Still according to the manufacturer, the TD350 engine maintained its low fuel consumption (10.3 km/l in the city and 13.5 km/l on the road) and great autonomy (more than 800 km with a 60-liter tank).

All Turbo Diesel versions of the new Compass have a 4x4 *Jeep Active Drive Low* traction system and a nine-speed automatic transmission. gears with *paddle shift* which allows you to change gears using the butterfly on the steering wheel.

They also have a terrain selector , which allows distributing torque selectively between the axles in the most appropriate way for the grip conditions on the road being traveled, and HDC *(Hill Descent Control),* which helps the driver on steep descents during *off-* road journeys . *-road.*

News - One of the new features among the functions that will come as standard in the new generation of the Jeep Compass, *Traction Control* + is a traction control system that operates in conditions where the vehicle has low adherence to the ground in one of the wheels.

It is available for all Turbo Flex versions.

The system applies braking torque to the wheel that is slipping and transfers, through the differential, the torque to another wheel that is in contact with the ground. To enable the function, the driver simply presses the ASR OFF key .

Another novelty, standard on all Turbo Flex versions , is the *Sport mode.* When activating the key, the user selects a different calibration , with faster gear changes that are performed at higher speeds.

The *flex* versions also gained a new para--front shock and, with it, a greater entry angle, going from the current 16.2° to up to 21.5° on the new Compass, which represents an increase of 33%.

Externally, the Compass brings news on the front bumper (as mentioned above), new wheels for all versions, on the taillights, painting of plastic parts, Full LED headlights with LED signature and fog lights with the same technology. .

The new headlights bring superior performance to current bihalogens or xenon, ensuring greater safety when driving at night and longer service life (above 100,000 hours), reducing the need for maintenance.

The SUV also gained new 10.25-inch full digital and HD instrument panel , steering wheel, door panel, multimedia centers up to 10.1 inches, center console, dashboard instruments and more storage space.

Technologies -Compass 2022 brings the new multimedia center with greater data processing and storage capacity. With a 10.1-inch Full HD screen present in virtually all versions (except the Sport), it also features on-board navigation as standard and mirroring for Android Auto and Apple CarPlay via wireless connection.

In addition, it received Jeep's connected services platform , *Adventure Intelligence by Jeep Connect,* which in the Plus version brings all the *features* already presented in the Renegade and even other exclusive functions: Parking and gas station locator; Send & Go; Last Mile Navigation and Remote Star

Model added new autonomous driving functions

Among the available features of autonomous driving, highlight for the adaptive cruise control (ACC), the collision alert with automatic braking (FCW), the alert of lane departure (LDW), the *Park Assist* and the automatic high beams (AHB).

In the new generation of Jeep's medium SUV, three new functions were included as standard in the S Series and as an option in the Limited and Trailhawk versions: emergency braking for pedestrians, cyclists or motorcyclists; driver fatigue detector and license plate recognition.

In addition to the traditional front air bags for driver and passengers, the Compass also features *airbags* as standard for all versions. side and curtain, which provides more safety for its occupants.

In total, there are six standard *airbags* in the Sport, Longitude and 80 Years versions and seven in the Limited, Trailhawk and S Series (the additional one is for the driver's knees).

The SUV also features a new 10.25-inch instrument panel for the Limited, Trailhawk and S Series versions (there is also a 3.5-inch instrument panel for the Sport version and a 7-inch instrument panel for the Longitude and 80 Years).

Fully digital, it features a larger LCD display screen; new *HOME* key on the steering wheel command, which facilitates user navigation; vehicle 3D image rendering capability ; possibility of changing the theme in digital or analogue mode and customization of favorite menus with up to five different options.

Now you no longer need a cable to charge your smartphone. Just put it backed up in the indicated part of the center console and the procedure is done by induction, so the cell phone must be compatible with the technology. The function comes as standard on the Limited, Trailhawk , S Series and 80 Years versions.

Compass brings a function that is very useful for those who have their hands full to fill the trunk.

It is enough for the driver to move his foot under the rear bumper, the sensor detects his presence and triggers the system.

Then the brake light will flash and approximately one second later the trunk will open automatically.

To close, just perform the same movement.

If it encounters any obstacles during opening/ closing, the trunk will automatically work in the opposite direction.

For it to work, the driver must have the key at a maximum distance of 1.5 m from the trunk and the vehicle must have the transmission in P (Parking). The system is factory enabled and can be disabled by driver, if he so desires.

Auto *Hold* aims to bring more comfort in traffic jams and long stops, allowing the driver to remove his foot from the brake pedal in stationary vehicle conditions, even if it is not in the P (Parl

To put the car back in motion, it is enough for the driver to accelerate the vehicle again . To activate it, just press the button on the console. In addition, the system memorizes the driver's choice, making it unnecessary to press the button every time the vehicle is started. The function is available as standard for all versions of the new Compass.

The USB type C input has the functionality of exchanging data with the cell phone and charging, in addition to allowing other devices such as *pendrives* to be used to exchange data with the multimedia.

As standard on all versions, the new USB Type-C input can provide up to 15 watts of power for charging cell phones, speeding up the process.

VERSIONS AND PRICES

Jeep Compass Sport T270 Turbo Flex AT6 - R$ 139,99 mil
Jeep Compass Longitude T270 Turbo Flex AT6 - R$ 154,99 mil
Jeep Compass Longitude TD350 Turbo Diesel AT9 4x4 - R$ 196,99 mil
Jeep Compass 80 Years T270 Turbo Flex AT6 - BRL 162.99 thousand
Jeep Compass 80 Anos TD350 Turbo Diesel AT9 4x4 - R$ 204,99 mil
Jeep Compass Limited T270 Turbo Flex AT6 - R$ 176,99 mil
Jeep Compass Limited TD350 Turbo Diesel AT9 4x4 - R$ 216,99 mil
Jeep Compass Trailhawk TD350 Turbo Diesel AT9 4x4 - R$ 216,99 mil
Jeep Compass S Series T270 Turbo Flex AT6 - BRL 187.99 thousand

Machine Translated by Google

WORK

Cases of Covid-19 can be occupational accidents

Last year, there were 21,000 contaminations in the professional environment in Brazil

Brasília - In 2020, 21,000 workers were infected with Covid-19 while performing tasks in their work environment, according to the Digital Observatory for Occupational Safety and Health , a partnership between the International Labor Organization (ILO) and the Ministry Labor Public (MPT).

This is the case of the driver of a carrier in the interior of Minas Gerais who did not resist the disease. Almost a year after he died, the Minas Gerais Labor Court ordered the company to pay R$200,000 in compensation to the driver's family.

MARCELO CAMARGO / BRAZIL AGENCY

Telework is an alternative to prevent the transmission of Covid-19 within companies

"The worker will have to bring the evidence and the reasons why he caught Covid-19 at work. the employer will bear the burden of proving otherwise

To determine the indemnity tion, the judge of Três Corações, in the south of Minas, considered that the Federal Supreme Court (STF) understands contamination by coronavirus as an occupational accident.
He took into account that, by sending the driver on trips, the company assumed the risk of contamination in the midst of the pandemic.

The employee's family lawyer , Aline Junqueira, reports that Covid-19 infection was proven as an occupational accident. According to her, the family is shaken, and the compensation is just a way of holding the employer accountable.

"It has been proven that the driver was working to the company for ten consecutive days, there was no supply of alcohol and after valets used the cart, the cabin was not sanitized. The company did not take due care to protect the employee. Condemnation is justice being done, because no amount of money in this world will bring her father and husband back", points out Aline Junqueira.

The judge of the Regional Labor Court of Minas Gerais, Sebastião Oliveira, says that the matter is complex, but, in proven cases, it is possible to attribute Covid-19 to diseases acquired in the course of work. "It is true that there is a provision in the law that the endemic disease, equated in this case with the pandemic, would not be related to work, but if there is proof that the disease occurred as a result of exposure to direct contact due to the nature of the work, it must be classified as an occupational accident", he emphasizes.

According to the magistrate, proven cases of Covid -19 as a disease acquired in the course of work can generate differentiated retirement , family pension or fine. It depends on each case.

The lawyer specialized in social security law André Bittencourt explains that it is important to have the evidence that the contamination occurred in a work environment. "The burden of proving what I'm implying happened is on me. So the worker will have to bring the evidence and the reasons why he understands that he caught Covid-19 at work. The employer will have the burden of proving that they are not, showing documents that I buy that they delivered appropriate masks, that they provided gloves, that they had gel alcohol. The judge will have to check to see if it fits as an accident at work or not", he ponders.

The director of Fiocruz's National School of Public Health, Sérgio Castro, highlights the increase in mortality from Covid-19 among essential service workers . "In the most clearly essential activities , such as commerce and transport, there was a proportional increase in mortality . 300 truck drivers died in 2019. In 2020, it increased to 600 deaths ", he says. Nursing professionals were the most affected by Covid-19 while performing their duties.

"Green April" - April was adopted as awareness month organization on the prevention of accidents at work. On April 28 , the World Day in Remembrance of Victims of Accidents and Illnesses at Work is remembered, instituted by initiatives of Canadian unions and chosen due to an accident that killed 78 workers in a mine in the state of Virginia, in the United States. United States in 1969.

In Brazil, in May 2005, Law 11,121 was sanctioned, creating the National Day in Memory of Victims of Occupational Accidents and Diseases.

During the Green April, the Public Ministry of Labor (MPT) will carry out a campaign to reduce the risk of infection by Covid-19 in the workplace.

The MPT asks employers to take protective measures, such as periodic testing of workers and the removal of those with at least one symptom related to the disease and employees who have had contact with the likely patient.

In addition, the MPT advocates that employers have a broad view of the work environment , especially where air conditioners work . **(ABr)**

Mandatory immunization raises controversy

With the worsening of the Covid-19 pandemic in the country, employers are confused about determining the vaccination of employees. This is because there is still a portion of Brazilians who do not want to be vaccinated, either because of doubts about its effectiveness or because of personal conviction. Lawyer Tamara Magalhães, specialist in labor law at Bernardes & Advogados Associados, explains that the Constitution does not allow any citizen to be subjected to forced vaccination.

However, the State may declare that immunization against Covid-19 is mandatory and impose limitations on the rights of citizens who refuse to undergo the procedure. This can generate a conflict between individual rights (such as the inviolability of the body, religious convictions, etc.) and the public interest (protection of collective health), for those who refuse to be vaccinated.
What prevails in this case is the practice that ensures the use of the necessary means for the preservation of human life , in this case, collective immunization .

With regard to the employer , Tamara Magalhães points out that the Federal Constitution provides that it is the company's duty to reduce the risks inherent to work, through health, hygiene and safety standards and points out that an unvaccinated employee , who comes to be contaminated , may endanger the health of other workers. Thus, since vaccination is considered to be of collective interest and the employer must provide a healthy and safe work environment for its employees, in the lawyer's opinion there is reason for the employer to demand proof of immunization from its employees and outsourced workers. The article. 8 of the Consolidation of Labor Laws (CLT) provides that no class or private interest prevails over the public interest.

Tamara Magalhães points out, however, that there is no consensus among specialists on the powers and limits of the employer in the aspect. Although the lawyer understands that, if there is an internal norm of the company regarding the obligation of vaccination, by failing to comply with it, the employee may be dismissed, including for just cause (article 482, h of the CLT), but this type of dismissal can be reversed by the Labor Court.

The specialist aligns with the trend of the Public Ministry of Labor (MPT), adopted in the Internal Technical Guide on Covid-19 Vaccination, according to which "if there is unjustified refusal by the employee to vaccinate, it can be characterized as a faulty act, in the terms of the legislation. However, the company must not use, immediately, the maximum penalty or any other penalty, without first informing the worker about the benefits of the vaccine and the importance of collective vaccination, in addition to providing him with medical care, with clarifications on the efficacy and safety of immunization".

Project in the Chamber - The discussion is broad and seems to be far from peaceful . Currently, Bill 455/21 is being discussed in the Chamber of Deputies , which seeks to prohibit employers from dismissing workers who do not take vaccines against biological agents to which they are exposed. According to the proposal, refusal of immunization cannot, as a rule, be considered a hypothesis for termination of the contract for just cause, except for specific hypotheses.

The lawyer warns that vaccination does not exempt people from complying with other safety procedures, such as continuing to wear a mask, following sanitization routines, avoiding crowds and keeping the environment ventilated.

"Vaccination does not exempt companies from complying with the current prevention guidelines to ensure a safe working environment. Above all, the sense of collective well-being must prevail to guarantee safety for everyone's health.

SHORTS

Tax reform

On the 4th of May, from 6 pm to 7:30 pm, executives and finance professionals will meet to discuss the Webinar "Tax Reform", in yet another Finance Meeting promoted by the Brazilian Institute of Finance Executives (Ibef-MG). The entity has been following with interest the processing of the PECs related to the tax reform and, for that, it promotes a debate with the participation of the main protagonists of the theme in the State and in Brazil. The event will be mediated by the Corporate VP of Finance and IT at ArcelorMittal Brasil and Executive VP at Ibef-MG, Alexandre Augusto Silva Barcelos, and guest panelists, Mario Sergio Carraro Tellesm gManager of Economic Policy at CNI, Júlio Damião, CFO of the Group Prime Holding and president of Ibef-MG, Luiz Cláudio Fernandes Lourenço Gomes, Deputy Secretary of Finance of Minas Gerais and Aguinaldo Ribeiro, federal deputy and Rapporteur of PEC 045/19, on tax reform.

Death of Minister of TST

The Minister of the Superior Labor Court (TST) Walmir Oliveira da Costa, aged 63, died last Wednesday from complications caused by Covid-19, in the first case of death caused by the pandemic among judges of superior courts. Costa, who was from Pará, had been at the TST since 2007 and had been a labor judge since 1989. So far , several ministers of the superior courts have already been diagnosed with Covid-19. Among them, the President of the Federal Supreme Court (STF), Luiz Fux, Minister Carmem Lúcia and Minister Alexandre de Moraes. The Superior Court of Justice (STJ) also recorded several cases of Covid-19 among ministers, including the President of the Court, João Otávio de Noronha.

Industrial property

Sebrae and the National Institute of Industrial Property (Inpi) sign today, at 12:00 noon, a technical cooperation agreement to facilitate the expansion of the use of industrial property by micro and small companies. by Inpi, for more than 2 thousand researchers and entrepreneurs selected by Sebrae in Catalisa ICT and the structuring of the Brazilian seal of Geographical Indications. Also planned are the elaboration of a proposal for the structuring of a support fund for small businesses in the generation and management of industrial property, the development of an acceleration day on the use of industrial property for small businesses and the modeling of a technological prospecting platform aimed at to small businesses.

individual micro entrepreneur

The Complementary Law Project (PLP) 41/21 increases from R$ 81 thousand to R$ 180 thousand the annual income limit of the individual microentrepreneur (MEI). The proposal is pending in the Chamber of Deputies. The text also allows micro-entrepreneurs to hire up to three people who receive a minimum wage or the professional floor of the category. Currently, only one employee is allowed. The project amends the Micro and Small Business Statute. The practical effect of the proposed changes is to allow a greater number of small enterprises to be classified as MEI, a regime that provides for lower taxation and less bureaucracy, among other benefits. "This measure will help many self-employed workers, organized into small businesses, to enjoy tax benefits and reduction of obligations in order to leverage their businesses and, consequently, employment and income in the economy as a whole", said deputy Osires Damaso (PSC-TO), author of the proposal.

"Oppressive demand"

Bill 90/21 guarantees defendants subject to the so-called "oppressive claim" the right to group hearings and judgments related to similar cases and the right to claim compensation for moral damages caused to them. The text is pending in the Chamber of Deputies.
The "oppressive demand" or "filing of action for oppression"' or even "oppressive action" consists of the simultaneous filing of several lawsuits with the same cause and against the same person in different regions, simply with the objective of creating difficulties for the accused, since in special civil courts the defendant must appear in person at the hearings, otherwise, if he does not contest the narrated facts, they will be declared true in the records. "When actions are proposed in different places, the defendant cannot be in more than one place at the same time or, when on different days, he has to travel through different regions", warns the author of the project, deputy Paulo Ramos (PDT- RJ).

Machine Translated by Google

Bovespa

Movimento do Pregão 29/04

A Bolsa de Valores de São Paulo (Bovespa) fechou o pregão regular de ontem em baixa de -0,82% ao marcar 120065.75 pontos, com volume financeiro negociado de R$ 31.682.121.820. As maiores altas B2W DIGITAL ON, SABESP ON, ECORODOVIAS ON, P.ACUCAR-CBD ON e BRASKEM PNA. As maiores baixas foram LOJAS AMERIC PN, EMBRAER ON, SANTANDER BR UNT, ITAUUNIBANCO PN e BRADESCO ON.

Pregão do dia 28/04

RESUMO NO DIA

Discriminação	Negócios	Títulos Mil	Part. (%)	Valor em R$ Mil	Part. (%)
					28/04/2021
					%
LOTE PADRAO	2.411.264	1.200.362	48,06	27.675.088,90	88,96
FRACIONARIO	354.796	5.679	0,22	148.088,34	0,47
DEMAIS ATIVOS	688.362	647.814	25,94	2.265.572,13	7,28
TOTAL A VISTA	3.454.419	1.853.855	74,23	30.088.749,16	96,72
EX OPC COMPRA	4	5	0,00	93,16	0,00
TERMO	2.888	19.446	0,77	347.772,00	1,11
OPCOES COMPRA	160.814	423.626	16,96	405.560,31	1,30
OPCOES VENDA	61.684	200.030	8,01	204.171,78	0,65
OPC.COMP.INDICE	115	9	0,00	19.954,09	0,06
OPC.VEND.INDICE	195	31	0,00	34.770,43	0,11
TOTAL DE OPCOES	222.808	623.697	24,97	664.456,62	2,13
BOVESPAFIX	3.024	56	0,00	3.444,04	0,01
TOTAL GERAL	3.686.377	2.497.125	100,00	31.108.577,01	100,00
PARTIC. AFTER MARKET	16.894	6.843	0,27	158.501,68	0,50
PARTIC. NOVO MERCADO	1.839.367	987.037	39,52	16.807.428,41	54,02
PARTIC. NIVEL 1	613.036	510.196	20,43	6.257.125,35	20,11
PARTIC. NIVEL 2	354.339	363.206	14,54	4.437.794,61	14,26
PARTIC BALCÃƒO ORGANIZADO	210	5	0,00	617,96	0,00
PARTIC. MAIS	77	8	0,00	142,13	0,00
	162.830	2.020	0,08	171.215,02	0,55
PARTIC. IBOVESPA	1.683.957	907.187	36,32	22.793.625,85	73,27
PARTIC. IBrX 50	1.290.508	774.768	31,02	19.464.762,43	62,57
PARTIC. IBrX 100	1.818.080	950.775	38,07	23.597.971,93	75,85
PARTIC. IBrA	2.126.363	1.084.715	43,43	25.856.313,44	83,11
PARTIC. MIDLARGE	1.314.994	670.475	26,84	20.005.326,14	64,30
PARTIC. SMALL	793.222	397.130	15,90	5.650.641,35	18,16
PARTIC. ISE	905.616	529.186	21,19	11.835.234,17	38,04
PARTIC. ICO2	1.252.157	683.162	27,35	16.256.923,13	52,25
PARTIC. IEE	209.437	66.096	2,64	1.362.648,80	4,38
PARTIC. INDX	539.166	239.369	9,58	6.375.433,67	20,49
PARTIC. ICONSUMO	710.613	339.991	13,61	6.967.542,65	22,39
PARTIC. IMOBILIARIO	136.878	49.614	1,98	776.232,25	2,49
PARTIC. IFINANCEIRO	434.802	305.559	12,23	6.387.339,81	20,53
PARTIC. IMAT	226.487	96.246	3,85	5.219.342,37	16,77
PARTIC. UTIL	251.286	81.846	3,27	1.659.559,69	5,33
PARTIC. IVBX 2	963.257	489.889	19,61	11.171.548,15	35,91
PARTIC. IGC	2.223.190	1.140.316	45,66	25.998.963,26	83,57
PARTIC. IGCT	2.033.151	1.043.566	41,79	24.755.299,79	79,57
PARTIC. IGNM	1.507.263	721.833	28,90	16.040.767,35	51,56
PARTIC. ITAG ALONG	2.132.632	1.091.634	43,71	25.260.403,81	81,20
PARTIC. IDIV	521.469	298.861	11,96	5.310.594,41	17,07
PARTIC. IFIX	213.719	2.626	0,10	211.183,98	0,67
PARTIC. BDRX	40.300	3.220	0,12	260.451,64	0,83

MERCADO À VISTA

LOTE-PADRÃO

CÓD.	EMPRESA/AÇÃO		ABERT.	MÍN.	MÁX.	MÉD.	FECH.	OSC. (%)	OFERTAS COMPRA	OFERTAS VENDA	NEGS. REALIZADOS NÚM.	NEGS. REALIZADOS QUANTIDADE
MMMC34	3M	DRN	264,99	263,00	266,40	264,47	263,16	-1,14	263,16	269,78	40	1.027
RRRP3	3R PETROLEUM	ON NM	45,64	42,57	46,46	45,06	45,80	+0,65	45,80	45,84	8.967	1.769.700
ABUD34	AB INBEV	DRN	64,74	63,92	64,74	64,29	63,92	-0,43	62,90	65,00	109	762
A1BB34	ABB LTD	DRN	45,06	44,78	45,11	45,03	44,78	-0,92	43,65	45,20	14	55
ABTT34	ABBOTT	DRN	165,00	162,50	165,20	163,48	163,40	-2,38	162,00	173,00	64	153
ABBV34	ABBVIE	DRN	608,50	602,50	608,50	604,69	604,00	-1,38	600,00	625,00	17	31
ABCB4	ABC BRASIL	PN N2	14,75	14,68	14,89	14,80	14,80	+1,02	14,80	14,83	2.543	628.000
A1BM34	ABIOMED INC	DRN	471,60	471,60	474,30	472,95	474,30	+0,82	450,70	-	2	2
ACNB34	ACCENTURE	DRN	1.570,50	1.567,50	1.570,50	1.568,94	1.569,00	-0,85	1.375,00	1.650,00	104	500
EALT3	ACO ALTONA	ON	16,30	16,21	16,75	16,51	16,66	+3,09	16,25	16,66	13	3.400
EALT4	ACO ALTONA	PN	6,56	6,54	6,83	6,69	6,75	+3,05	6,71	6,78	106	27.200
ATVI34	ACTIVISION	DRN	509,74	489,50	509,74	493,16	489,50	-3,97	487,01	489,50	145	2.430
ADBE34	ADOBE INC	DRN	55,39	55,29	55,77	55,70	55,49	-2,04	53,96	57,33	211	17.778
A1AP34	ADVANCE AUTO	DRN	66,65	66,15	66,85	66,15	66,16	-1,4	60,00	68,98	9	11.244
A1MD34	ADVANCED MIC	DRN	477,00	451,50	481,70	460,02	451,50	-3,58	453,00	480,00	41	405
A1EG34	AEGON NV	DRN	24,84	24,84	25,18	24,99	24,92	+0,64	24,84	25,93	19	27
AERI3	AERIS	ON NM	8,82	8,81	9,44	9,15	9,09	+3,29	9,07	9,09	16.531	10.290.700
AESB3	AES BRASIL	ON NM	15,15	15,06	15,29	15,12	15,12	-0,06	15,08	15,12	3.430	842.500
A1ES34	AES CORP	DRN	155,00	155,00	155,00	155,00	155,00	=	148,30	-	1	10
A1FL34	AFLAC INC	DRN	-	-	-	-	-	/	-	308,00	-	-
AFLT3	AFLUENTE T	ON	9,20	8,90	9,20	9,05	8,96	-2,6	8,93	9,16	10	1.200
AIRB34	AIRBNB	DRN	48,55	47,10	49,07	48,35	48,29	-0,53	48,16	48,29	218	64.475
A1KA34	AKAMAI TECHN	DRN	50,00	49,20	50,00	49,71	49,20	-3,11	44,00	52,00	4	4
A1LK34	ALASKA AIR G	DRN	372,60	370,80	372,60	371,31	370,80	-0,85	-	-	3	38
A1LB34	ALBEMARLE CO	DRN	917,00	917,00	917,00	917,00	917,00	-0,19	-	1.000,00	1	5
A1RE34	ALEXANDRIA R	DRN	243,00	243,00	243,00	243,00	243,00	=	233,00	-	1	5
A1LX34	ALEXION PHAR	DRN	452,10	448,50	452,10	450,30	448,50	-1,9	446,65	-	2	2
BRGE3	ALFA CONSORC	ON	-	-	-	-	-	/	8,94	9,50	-	-
BRGE5	ALFA CONSORC	PNA	-	-	-	-	-	/	13,58	16,38	-	-
BRGE6	ALFA CONSORC	PNB	-	-	-	-	-	/	13,20	19,17	-	-
BRGE7	ALFA CONSORC	PNC	-	-	-	-	-	/	4,62	15,00	-	-
BRGE8	ALFA CONSORC	PND	8,20	8,20	8,50	8,40	8,50	=	8,25	8,80	3	300
BRGE11	ALFA CONSORC	PNE	-	-	-	-	-	/	9,25	9,99	-	-
BRGE12	ALFA CONSORC	PNF	6,06	6,06	6,06	6,06	6,06	=	6,10	6,14	1	200
CRIV3	ALFA FINANC	ON	-	-	-	-	-	/	5,26	5,37	-	-
CRIV4	ALFA FINANC	PN	6,23	6,23	6,24	6,23	6,23	-0,63	6,23	6,30	4	1.400
RPAD3	ALFA HOLDING	ON	7,04	6,96	7,30	7,10	7,00	=	6,89	7,10	8	800
RPAD5	ALFA HOLDING	PNA	-	-	-	-	-	/	8,60	8,80	-	-
RPAD6	ALFA HOLDING	PNB	-	-	-	-	-	/	5,41	5,58	-	-
BRIV3	ALFA INVEST	ON	9,73	9,73	9,90	9,80	9,90	+3,01	9,70	9,78	7	1.300
BRIV4	ALFA INVEST	PN	8,80	8,46	8,80	8,58	8,60	=	8,46	8,60	12	2.200
ALSO3	ALIANSCSONAE	ON NM	26,52	26,22	26,95	26,57	26,95	+2,16	26,82	26,95	5.303	986.300
BABA34	ALIBABAGR	DRN	46,19	45,34	46,19	45,69	45,34	-1,17	45,33	45,45	812	65.815
A1LG34	ALIGN TECHNO	DRN	-	-	-	-	-	/	-	860,00	-	-
APTI3	ALIPERTI	ON	-	-	-	-	-	/	0,03	-	-	-
APTI4	ALIPERTI	PN	-	-	-	-	-	/	10,00	-	-	-
A1LL34	ALLIANCE DAT	DRN	142,00	142,00	145,20	142,05	144,00	-2,43	-	158,41	6	103
A1EN34	ALLIANT ENER	DRN	-	-	-	-	-	/	249,60	-	-	-
AALR3	ALLIAR	ON NM	9,07	8,91	9,14	9,00	9,02	-0,33	9,01	9,02	1.710	431.100
ALLD3	ALLIED	ON NM	17,10	17,10	17,49	17,32	17,45	+2,34	17,45	17,48	117	24.100
A1TT34	ALLSTATE COR	DRN	339,00	339,00	339,00	339,00	339,00	-0,29	-	339,00	1	1
A1LN34	ALNYLAM PHAR	DRN	38,98	38,48	39,12	38,86	38,48	-1,02	38,10	-	4	4
ALPA3	ALPARGATAS	ON N1	34,79	32,97	35,23	33,95	34,23	-3,3	34,21	35,40	28	3.600
ALPA4	ALPARGATAS	PN N1	38,90	38,05	39,00	38,45	38,52	-0,84	38,46	38,52	3.527	618.500
APER3	ALPER S.A.	ON NM	48,65	47,28	49,20	47,80	47,42	-2,22	47,40	47,54	401	55.300
GOGL34	ALPHABET	DRN A	86,51	84,26	87,64	85,76	84,58	+0,09	84,58	85,31	1.912	189.667
GOGL35	ALPHABET	DRN C	86,30	85,37	88,52	86,23	85,37	+1,04	85,37	87,44	346	9.554
AVLL3	ALPHAVILLE	ON NM	25,50	25,00	26,00	25,47	26,00	=	24,55	26,00	16	1.900
A1YX34	ALTERYX INC	DRN	23,26	23,08	23,26	23,08	23,08	-1,7	22,08	25,18	3	64
MOOO34	ALTRIA GROUP	DRN	256,70	254,20	256,70	255,68	254,60	-1,69	252,81	274,59	17	69
ALUP3	ALUPAR	ON ED N2	8,61	8,35	8,61	8,43	8,48	+1,8	8,39	8,49	194	26.900
ALUP4	ALUPAR	PN ED N2	8,91	8,64	9,50	8,85	8,74	+1,04	8,70	8,74	200	32.600
ALUP11	ALUPAR	UNT ED N2	26,14	25,63	26,24	25,96	26,11	+1,43	25,94	26,11	4.890	827.400
AMZO34	AMAZON	DRN	118,45	118,01	120,10	118,87	118,35	-0,08	118,30	118,35	1.190	121.952
BAZA3	AMAZONIA	ON ERJ	39,45	38,33	39,46	39,06	38,98	-0,43	38,42	38,98	13	1.800
#ABEV3	AMBEV S/A	ON	15,30	15,18	15,41	15,25	15,21	-0,52	15,20	15,21	17.886	11.694.400
AMBP3	AMBIPAR	ON NM	29,00	28,57	29,32	29,06	29,20	+1,21	29,19	29,20	1.239	194.600
A1CR34	AMCOR PLC	DRN	63,06	63,06	64,50	63,66	63,45	+0,31	62,45	-	5	6
A1EE34	AMEREN CORP	DRN	-	-	-	-	-	/	190,00	-	-	-
A1MX34	AMERICAMOVIL	DRN	39,16	38,46	39,16	38,94	38,68	-3,3	36,03	41,00	4	7
AALL34	AMERICAN AIR	DRN	118,05	116,25	118,11	117,01	116,78	-2	116,25	119,28	51	7.053
A1EP34	AMERICAN ELE	DRN	236,80	236,80	236,80	236,80	236,80	=	-	-	1	4
AXPB34	AMERICAN EXP	DRN	82,03	82,03	82,80	82,32	82,05	-0,42	80,75	88,00	65	182
T1OW34	AMERICAN TOW	DRN	343,20	339,90	343,20	341,11	339,90	-2,18	251,00	-	3	158
A1MP34	AMERIPRISE F	DRN	-	-	-	-	-	/	240,00	-	-	-
AMGN34	AMGEN	DRN	50,08	45,15	50,08	45,62	45,47	-9,2	45,47	47,71	217	30.435
CBEE3	AMPLA ENERG	ON ED	23,50	23,50	26,31	24,68	23,80	+0,84	23,51	24,50	32	4.300
A1DI34	ANALOG DEVIC	DRN	420,00	420,00	420,00	420,00	420,00	-4,5	-	-	1	1
A1UA34	ANGLOGOLD AS	DRN	28,00	27,86	28,32	28,10	28,02	-1,95	28,00	30,90	22	1.350
ANIM3	ANIMA	ON NM	10,96	10,67	10,96	10,79	10,80	-0,91	10,79	10,81	3.791	1.306.000
A1ON34	AON PLC	DRN	322,00	322,00	322,00	322,00	322,00	+0,62	315,23	-	1	9
A1PA34	APA CORP	DRN ED	107,50	107,50	111,50	109,49	111,50	+7,05	101,99	114,85	21	161
A1IV34	APARTMENT IN	DRN	36,17	35,62	36,24	35,96	35,88	-1,8	24,20	38,00	13	44
AAPL34	APPLE	DRN	73,50	71,65	73,50	72,21	71,91	-2,44	71,91	72,49	2.222	202.571
A1MT34	APPLIED MATE	DRN	-	-	-	-	-	/	681,55	790,50	-	-
APTV34	APTIV PLC	DRN	395,11	395,11	395,11	395,11	395,11	-1,85	370,00	-	1	104
ARMT34	ARCELOR	DRN	82,95	82,40	83,45	82,80	82,90	-1,83	82,50	84,50	36	1.735
A1DM34	ARCHER DANIE	DRN	339,90	339,90	339,90	339,90	339,90	+0,26	336,56	352,00	1	1
ARZZ3	AREZZO CO	ON NM	76,77	75,11	77,29	76,51	76,82	+0,45	76,82	76,91	2.160	302.000
A1NE34	ARISTA NETWO	DRN	-	-	-	-	-	/	-	440,00	-	-
A1SN34	ASCENDIS PHA	DRN	49,45	49,45	49,45	49,45	49,45	+1,49	44,00	59,62	1	20
ASML34	ASML HOLD	DRN	3.605,99	3.587,99	3.605,99	3.594,90	3.594,80	-2,06	3.500,00	3.684,50	6	249
#ASAI3	ASSAI	ON NM	79,77	79,24	80,86	80,15	79,98	+0,4	79,95	79,98	5.502	1.064.800
A1SU34	ASSURANT INC	DRN	-	-	-	-	-	/	180,00	-	-	-
A1ZN34	ASTRAZENECA	DRN	47,70	46,54	47,70	46,94	46,64	-2,22	46,55	47,00	90	3.295
T1AM34	ATLASSIAN CO	DRN	64,12	64,08	64,12	64,09	64,08	-0,63	60,00	-	2	29
ATOM3	ATOMPAR	ON	10,30	9,21	10,35	9,75	9,45	-7,35	9,45	9,50	1.126	415.300
ATTB34	ATT INC	DRN	56,00	55,28	56,14	55,64	55,28	-1,74	55,28	57,09	212	1.996
AURA33	AURA 360	DR3	62,50	61,97	63,39	62,58	62,85	+1,53	62,74	62,85	6.387	139.038
A1UT34	AUTODESK INC	DRN	403,25	403,25	404,20	403,92	404,20	-0,64	398,00	415,00	2	24
A1TH34	AUTOHOME INC	DRN	-	-	-	-	-	/	-	52,00	-	-
AZOI34	AUTOZONE INC	DRN	392,14	392,14	392,32	392,23	392,32	-5,23	-	-	2	400
A1VB34	AVALONBAY CO	DRN	-	-	-	-	-	/	245,01	275,00	-	-
A1VY34	AVERY DENNIS	DRN	575,00	575,00	575,00	575,00	575,00	+3,32	-	-	1	1
AZEV3	AZEVEDO	ON	6,89	6,10	6,90	6,50	6,90	+18,96	6,86	6,90	1.533	1.006.900
AZEV4	AZEVEDO	PN	4,38	4,21	4,82	4,49	4,59	+6,99	4,57	4,59	2.798	1.960.300
#AZUL4	AZUL	PN N2	39,60	39,50	40,44	40,08	40,09	+1,75	40,09	40,10	12.386	4.946.900
#BTOW3	B2W DIGITAL	ON NM	62,45	61,40	65,11	63,68	63,45	+1,58	63,45	63,50	16.431	3.114.400
#B3SA3	B3	ON NM	53,08	52,77	53,73	53,41	53,60	+1,22	53,59	53,60	29.021	10.158.300
BAHI3	BAHEMA	ON MA	-	-	-	-	-	/	75,00	75,50	-	-
BIDU34	BAIDU INC	DRN	1.174,28	1.160,00	1.178,08	1.170,24	1.160,00	-2,02	1.140,00	1.156,34	23	184
B1KR34	BAKER HUGHES	DRN	-	-	-	-	-	/	100,00	130,00	-	-
BMGB4	BANCO BMG	PN N1	4,81	4,75	4,86	4,80	4,86	+1,46	4,85	4,86	2.250	1.022.400
BIDI3	BANCO INTER	ON N2	71,11	70,44	73,79	72,17	72,63	+3,15	72,57	72,63	1.823	230.800
BIDI4	BANCO INTER	PN N2	74,47	73,64	76,86	75,35	75,23	+1	75,23	75,25	15.671	3.300.700
BIDI11	BANCO INTER	UNT N2	219,91	216,00	226,31	222,85	223,30	+2,19	223,30	223,48	9.261	1.585.200
BPAN4	BANCO PAN	PN N1	18,17	17,41	18,48	17,96	18,20	+1,44	18,20	18,22	17.648	6.862.500
B1SA34	BANCO SANTAN	DRN ED	63,60	62,05	63,80	62,55	62,05	-2,43	58,00	68,55	9	49
BGIP3	BANESE	ON	-	-	-	-	-	/	37,90	-	-	-
BGIP4	BANESE	PN	-	-	-	-	-	/	22,00	22,15	-	-
BEES3	BANESTES	ON	5,18	5,13	5,28	5,22	5,16	-0,38	5,16	5,22	276	89.500
BEES4	BANESTES	PN	5,76	5,71	5,76	5,72	5,74	+0,52	5,71	5,74	12	1.500
BOAC34	BANK AMERICA	DRN	54,63	53,66	54,63	54,13	53,66	-1,77	53,66	54,63	534	14.446
BPAR3	BANPARA	ON EDJ	-	-	-	-	-	/	173,00	-	-	-
BRSR3	BANRISUL	ON N1	13,72	13,72	14,11	14,06	14,02	+2,33	14,01	14,09	90	47.600
BRSR5	BANRISUL	PNA N1	18,47	17,50	20,40	18,50	18,50	+6,44	18,30	18,50	47	8.100
BRSR6	BANRISUL	PNB N1	12,38	12,24	12,44	12,34	12,35	+0,48	12,34	12,35	7.604	3.663.100
B1CS34	BARCLAYS PLC	DRN	56,80	56,80	57,10	56,99	57,00	-0,78	50,00	-	6	307
BTTL3	BATTISTELLA	ON	9,80	9,80	12,58	11,48	10,81	+10,3	10,81	11,30	357	74.800
BALM3	BAUMER	ON	18,55	18,30	21,00	19,50	18,30	-1,08	18,30	18,97	35	4.800
BALM4	BAUMER	PN	15,90	14,40	16,26	15,17	14,79	+2,77	14,43	14,80	31	3.900
BBOV11	BB ETF IBOV	CI	61,15	60,81	62,48	61,41	61,52	+0,6	61,43	62,01	79	61.398
BBSD11	BB ETF SP DV	CI	92,30	90,49	92,90	90,61	91,36	+0,61	90,87	93,00	19	1.229
#BBSE3	BBSEGURIDADE	ON NM	22,60	22,19	22,69	22,48	22,47	+0,35	22,47	22,48	27.587	8.896.300
B1DX34	BECTON DICKI	DRN	-	-	-	-	-	/	-	292,40	-	-
B1GN34	BEIGENE LTD	DRN	-	-	-	-	-	/	66,14	-	-	-
BMOB3	BEMOBI TECH	ON NM	18,57	18,30	19,17	18,65	18,64	+0,48	18,55	18,65	1.701	672.200
BERK34	BERKSHIRE	DRN	74,97	73,15	74,97	73,59	73,16	-2,4	73,16	73,57	1.108	37.379
BBYY34	BEST BUY	DRN	632,00	632,00	632,00	632,00	632,00	-2,76	625,00	650,00	1	1
B2YN34	BEYOND MEAT	DRN	36,10	36,10	36,43	36,10	36,43	+0,91	26,00	-	5	482
BHPG34	BHP GROUP	DRN	-	-	-	-	-	/	399,00	440,00	-	-
B1BL34	BHP GROUP PL	DRN	-	-	-	-	-	/	66,84	69,62	-	-
BMKS3	BIC MONARK	ON	242,00	242,00	242,24	242,05	242,24	+0,1	240,01	242,24	21	808
BILB34	BILBAOVIZ	DRN ED	29,50	29,46	29,50	29,49	29,46	+3,01	28,00	-	2	21
B1IL34	BILIBILI INC	DRN	131,18	129,45	131,18	129,51	129,45	-1,59	128,41	129,45	34	7.543
T1CH34	BIO-TECHNE C	DRN	-	-	-	-	-	/	72,00	82,80	-	-
BIIB34	BIOGEN	DRN	240,80	240,20	241,00	240,68	241,00	-1,55	198,00	-	7	9
B1MR34	BIOMARIN PHA	DRN	-	-	-	-	-	/	-	250,00	-	-
BIOM3	BIOMM	ON MA	17,15	16,86	17,15	16,96	17,00	-0,75	16,86	17,04	40	8.100
B1NT34	BIONTECH SE	DRN	118,90	115,08	121,50	117,36	118,39	+1,89	117,29	118,39	134	16.726
BSEV3	BIOSEV	ON NM	9,25	8,92	9,55	9,12	9,40	+0,64	9,05	9,43	514	225.000
BKBR3	BK BRASIL	ON NM	10,22	9,78	10,22	9,97	9,95	-2,64	9,94	9,95	11.974	3.485.100
BLAK34	BLACKROCK	DRN	750,00	735,00	750,00	740,95	736,40	-2,04	729,40	747,00	25	405
BLAU3	BLAU	ON NM	41,00	40,64	42,21	41,60	42,00	+3,7	42,00	42,05	1.079	246.700
BONY34	BNY MELLON	DRN ED	260,80	260,80	265,00	263,12	263,20	-2,21	263,01	268,11	10	89
BOAS3	BOA VISTA	ON ED NM	14,00	13,25	14,00	13,49	13,25	-5,35	13,25	13,39	2.214	8.731.500
BOEI34	BOEING	DRN	1.325,00	1.258,00	1.325,00	1.274,42	1.274,00	-3,84	1.260,00	1.278,00	18	54
BOBR3	BOMBRIL	ON	-	-	-	-	-	/	1,03	-	-	-
BOBR4	BOMBRIL	PN	2,34	2,34	2,55	2,45	2,43	+4,74	2,43	2,46	722	418.100
BKNG34	BOOKING	DRN	77,00	75,65	77,21	76,97	76,76	-1,55	76,12	77,39	116	26.312
B1WA34	BORGWARNER I	DRN	-	-	-	-	-	/	190,00	-	-	-
BOXP34	BOSTON PROP	DRN	58,25	57,69	58,55	58,29	57,69	-3,2	51,00	60,00	16	73
B1SX34	BOSTON SCIEN	DRN	237,80	237,80	239,40	239,26	239,20	+2,57	211,87	-	10	60
B1PP34	BP PLC	DRN	35,19	34,36	35,19	34,64	34,40	-2,24	34,81	35,15	27	9.486
BBRK3	BR BROKERS	ON NM	1,98	1,97	2,14	2,04	2,01	+2,55	2,00	2,01	1.349	1.698.700
#BRML3	BR MALLS PAR	ON NM	9,79	9,72	10,03	9,88	9,94	+1,84	9,94	9,95	20.000	12.404.600
BRPR3	BR PROPERT	ON ED NM	9,02	8,89	9,14	9,00	9,11	+1,33	9,10	9,11	6.549	1.688.900
#BBDC3	BRADESCO	ON EB N1	20,79	20,75	21,60	21,34	21,48	+4,78	21,48	21,49	10.653	8.648.800
#BBDC4	BRADESCO	PN EB N1	23,72	23,68	24,67	24,31	24,50	+4,97	24,49	24,50	72.589	56.390.300
BRAP3	BRADESPAR	ON N1	63,40	63,00	64,00	63,67	63,80	+1,26	63,55	63,80	178	29.900
#BRAP4	BRADESPAR	PN N1	73,50	72,99	74,23	73,83	73,84	+1,2	73,84	73,89	15.583	2.482.600
#BBAS3	BRASIL	ON NM	29,99	29,85	30,37	30,20	30,30	+1,78	30,29	30,30	28.260	15.045.300
BBAS11	BRASIL	ON SJ1 NM	-	-	-	-	-	/	0,01	-	-	-
AGRO3	BRASILAGRO	ON NM	29,65	29,65	30,97	30,48	30,70	+3,96	30,67	30,70	3.719	909.100
BRKM3	BRASKEM	ON N1	55,01	53,65	56,08	55,06	54,10	-0,91	54,10	54,80	171	30.000
#BRKM5	BRASKEM	PNA N1	56,92	54,98	57,78	56,09	55,23	-1,55	55,22	55,23	19.585	4.818.300
BRKM6	BRASKEM	PNB N1	-	-	-	-	-	/	31,00	36,00	-	-
BSLI3	BRB BANCO	ON	38,12	38,12	38,12	38,12	38,12	-0,05	38,13	38,98	1	300
BSLI4	BRB BANCO	PN	-	-	-	-	-	/	26,00	26,96	-	-
#BRFS3	BRF SA	ON NM	22,25	21,45	22,27	21,65	21,45	-2,41	21,45	21,46	22.495	8.731.600
BMYB34	BRISTOLMYERS	DRN	356,10	356,10	357,00	356,41	356,40	-1,65	294,66	-	17	26
B1TI34	BRITISH AMER	DRN	41,46	40,37	41,46	40,83	40,50	-2,31	40,37

Machine Translated by Google

Pregão
Continuação

CÓD.	EMPRESA/AÇÃO		ABERT.	MÍN.	MÁX.	MÉD.	FECH.	OSC. (%)	OFERTAS COMPRA	OFERTAS VENDA	NEGS. REALIZADOS NÚM.	NEGS. REALIZADOS QUANTIDADE
L1FC34	CHINA LIFE I	DRN	27,86	27,86	27,86	27,86	27,86	-0,64	27,50	-	1	1
C1HI34	CHINA PETROL	DRN	45,76	45,56	46,56	45,70	45,78	-0,47	45,56	46,24	10	176
C1MG34	CHIPOTLE MEX	DRN	-	-	-	-	-	/	350,00	-	-	-
# HGTX3	CIA HERING	ON NM	27,23	26,42	27,45	26,94	27,32	+0,66	27,29	27,32	26.283	8.364.300
# CIEL3	CIELO	ON NM	3,65	3,48	3,65	3,53	3,53	-3,28	3,53	3,54	28.049	62.146.700
C1IC34	CIGNA CORP	DRN	337,20	337,20	337,20	337,20	337,20	-0,96	316,63	367,00	1	1
CNSY3	CINESYSTEM	ON MA	-	-	-	-	-	/	0,05	-	-	-
CSCO34	CISCO	DRN	56,30	54,74	56,30	55,13	55,00	-2,29	54,50	56,30	175	939
CTGP34	CITIGROUP	DRN	65,60	65,13	66,12	65,45	65,13	-2,29	65,13	66,03	97	487
CLXC34	CLOROX CO	DRN ED	248,36	248,36	248,36	248,36	248,36	-6,58	241,18	-	1	1
CHME34	CME GROUP	DRN	278,60	278,60	278,60	278,60	278,60	+0,86	-	-	1	10
C1MS34	CMS ENERGY C	DRN	-	-	-	-	-	/	145,00	-	-	-
COCA34	COCA COLA	DRN	49,29	47,82	49,29	48,32	48,25	-2,1	47,85	48,55	949	28.192
CEEB3	COELBA	ON	39,10	39,10	39,15	39,14	39,15	+0,9	38,00	39,35	2	1.100
COCE3	COELCE	ON ED	-	-	-	-	-	/	-	70,00	-	-
COCE5	COELCE	PNA ED	55,83	54,65	55,83	55,03	55,10	-0,18	55,09	55,37	69	17.600
# COGN3	COGNA ON	ON ATZ NM	3,98	3,88	4,01	3,95	4,00	+1,01	4,00	4,01	16.896	30.798.300
CTSH34	COGNIZANT	DRN	432,40	432,40	432,40	432,40	432,40	-0,79	-	-	1	35
COLG34	COLGATE	DRN ED	61,40	60,62	61,40	60,73	60,62	-1,31	58,40	64,00	9	132
CMCS34	COMCAST	DRN	59,85	58,02	59,85	58,35	58,02	-2,73	58,02	59,80	218	20.649
CGAS3	COMGAS	ON	143,26	143,26	143,26	143,26	143,26	-1,2	140,00	150,00	1	100
CGAS5	COMGAS	PNA	159,73	158,23	159,73	158,55	158,24	-0,47	158,24	159,20	20	2.200
E1DI34	CONSOLIDATED	DRN	-	-	-	-	-	/	170,00	-	-	-
CALI3	CONST A LIND	ON	-	-	-	-	-	/	50,00	-	-	-
CALI4	CONST A LIND	PN	-	-	-	-	-	/	50,00	200,00	-	-
STZB34	CONSTELLATIO	DRN	-	-	-	-	-	/	305,00	350,00	-	-
C1OO34	COOPER COMPA	DRN	-	-	-	-	-	/	-	252,00	-	-
CSMG3	COPASA	ON NM	16,32	16,30	16,84	16,66	16,77	+3,07	16,77	16,78	9.087	3.288.800
CPLE3	COPEL	ON N1	6,26	6,12	6,26	6,15	6,13	-1,6	6,13	6,14	2.585	918.100
CPLE5	COPEL	PNA N1	-	-	-	-	-	/	6,40	-	-	-
# CPLE6	COPEL	PNB N1	6,49	6,34	6,52	6,39	6,37	-1,54	6,37	6,38	13.838	7.577.300
CPLE11	COPEL	UNT N1	32,00	30,60	32,00	31,32	31,40	-1,25	31,10	31,40	1.185	347.900
COPH34	COPHILLIPS	DRN	70,90	70,50	72,00	70,83	71,40	+1,53	68,74	75,00	46	11.568
BIJH39	CORE MIDCAP	DRN	-	-	-	-	-	/	73,82	-	-	-
BIVB39	CORE SP 500	DRN	56,80	56,26	57,05	56,48	56,32	-1,88	56,00	57,00	37	4.124
BITO39	CORE SP TOTA	DRN	52,90	51,90	52,90	52,13	51,95	-1,79	51,50	54,80	16	805
BIEM39	COREMSCI EMX	DRN	60,10	59,76	60,15	59,94	59,76	-0,82	59,09	62,75	12	1.772
BIEU39	COREMSCI EUR	DRN	51,60	51,26	51,75	51,52	51,28	-1,63	51,30	52,90	148	72.538
BIEF39	COREMSCIEAFE	DRN	51,05	50,69	51,05	50,70	50,70	-0,86	50,00	-	9	3.036
BIJR39	CORESMALLCAP	DRN	76,00	75,49	76,00	75,60	75,49	-0,67	73,00	78,58	5	246
G1LW34	CORNING INC	DRN	-	-	-	-	-	/	205,90	-	-	-
C1TV34	CORTEVA INC	DRN	66,45	66,45	67,19	66,45	67,19	-0,17	-	-	24	3.422
# CSAN3	COSAN	ON NM	90,45	90,09	91,50	90,98	91,40	+1,64	91,37	91,40	5.451	1.259.800
CSRN3	COSERN	ON	14,80	14,80	14,80	14,80	14,80	-1	14,80	15,00	1	500
CSRN5	COSERN	PNA	14,60	14,60	14,80	14,69	14,80	-2,31	14,50	14,99	5	1.100
CSRN6	COSERN	PNB	-	-	-	-	-	/	14,50	16,20	-	-
C1GP34	COSTAR GROUP	DRN	46,22	46,22	46,22	46,22	46,22	-4,7	46,22	-	1	1.500
COWC34	COSTCO	DRN	50,53	49,65	50,53	49,97	49,82	-1,4	49,65	50,50	185	4.386
CTNM3	COTEMINAS	ON	11,62	11,62	11,90	11,76	11,90	+2,58	11,65	12,19	2	200
CTNM4	COTEMINAS	PN	6,60	6,21	6,60	6,32	6,30	-3,07	6,30	6,38	75	34.200
COTY34	COTY INC	DRN	27,42	27,42	27,84	27,66	27,72	-1,35	24,00	28,50	11	517
C1OU34	COUPA SOFTWA	DRN	-	-	-	-	-	/	45,00	50,00	-	-
# CPFE3	CPFL ENERGIA	ON NM	30,14	29,92	30,30	30,12	30,28	+0,93	30,23	30,28	11.390	3.002.600
CRDE3	CR2	ON	23,29	23,29	23,99	23,40	23,99	+2,74	23,00	23,99	4	700
C1SU34	CREDIT SUISS	DRN	28,64	28,64	29,02	28,87	28,87	-0,2	28,71	28,98	16	3.069
CRPG3	CRISTAL	ON	-	-	-	-	-	/	62,03	99,99	-	-
CRPG5	CRISTAL	PNA	60,29	56,15	60,39	58,40	58,59	-2,96	58,59	59,49	319	49.100
CRPG6	CRISTAL	PNB	59,01	58,50	60,00	59,51	59,00	-1,48	58,01	59,00	21	7.600
C1CI34	CROWN CASTLE	DRN	-	-	-	-	-	/	-	272,00	-	-
CSED3	CRUZEIRO EDU	ON NM	12,01	11,93	12,35	12,03	12,09	+0,75	11,98	12,09	814	238.500
CMIN3	CSNMINERACAO	ON N2	10,37	10,35	10,71	10,54	10,66	+4	10,66	10,67	9.518	7.548.900
CARD3	CSU CARDSYST	ON ED NM	25,48	25,48	26,72	26,32	26,52	+4,24	26,33	26,52	1.641	277.900
CTCA3	CTC S.A.	ON MA	-	-	-	-	-	/	0,10	-	-	-
CRIP34	CTRIPCOM	DRN	216,95	216,95	218,60	217,76	218,00	+2,63	218,00	-	3	40
C1MI34	CUMMINS INC	DRN	343,50	342,26	343,50	342,75	342,26	-2,21	-	350,00	5	818
CURY3	CURY S/A	ON ED NM	9,79	9,43	9,85	9,67	9,71	-0,61	9,70	9,85	3.038	749.000
# CVCB3	CVC BRASIL	ON NM	24,76	24,15	25,13	24,67	25,09	+1,82	25,06	25,09	17.994	7.358.900
CVSH34	CVS HEALTH	DRN ED	203,60	201,80	205,80	202,92	203,20	-1,64	199,00	213,00	25	68
CCPR3	CYRE COM-CCP	ON NM	12,06	11,72	12,11	11,98	12,00	+0,25	12,00	12,03	1.308	322.600
# CYRE3	CYRELA REALT	ON ED NM	24,36	23,72	24,53	24,09	24,47	+0,53	24,37	24,47	17.483	4.552.800
DMVF3	D1DOOVFARMA	ON NM	9,30	9,16	9,35	9,24	9,21	-0,1	9,20	9,26	457	139.300
DHER34	DANAHER CORP	DRN	348,60	348,60	348,60	348,60	348,60	-1,77	-	500,00	1	5
DASA3	DASA	ON	58,25	57,85	58,74	58,28	58,39	+1,12	58,39	58,57	704	130.100
D1DG34	DATADOG INC	DRN	49,75	49,75	49,75	49,75	49,75	-2,06	45,18	64,00	1	1
DEEC34	DEERE CO	DRN	1.038,00	1.024,00	1.039,00	1.034,55	1.025,00	-1,25	1.000,00	1.025,00	11	266
D1EL34	DELL TECHNOL	DRN	551,00	536,50	551,00	541,60	542,00	-1,09	505,00	570,00	4	58
DEAI34	DELTA	DRN	251,80	250,00	251,80	250,84	250,80	-1,25	238,60	271,00	6	15
XRAY34	DENTSPLY SIR	DRN	-	-	-	-	-	/	325,00	-	-	-
DBAG34	DEUTSCHE AK	DRN	73,00	72,27	73,90	73,07	73,55	+9,36	67,25	-	22	1.181
D1EX34	DEXCOM INC	DRN	45,31	45,31	45,34	45,33	45,34	-0,57	36,00	58,38	88	538
DEOP34	DIAGEO PL	DRN	972,30	964,29	972,30	964,67	964,29	-1,67	909,00	-	2	21
F1AN34	DIAMONDBACK	DRN	214,80	214,80	214,80	214,80	214,80	-1,01	-	229,03	1	40
D1LR34	DIGITAL REAL	DRN	199,40	199,40	199,40	199,40	199,40	-1,09	180,00	-	1	100
PNVL3	DIMED	ON N2	19,73	19,30	19,80	19,54	19,66	+0,05	19,58	19,66	2.655	620.900
PNVL4	DIMED	PN N2	20,00	19,27	20,00	19,59	19,70	+0,05	19,70	19,71	55	15.400
DIRR3	DIRECIONAL	ON NM	13,33	12,80	13,33	12,95	13,00	-1,88	12,97	13,00	2.538	676.700
D1FS34	DISCOVER FIN	DRN	-	-	-	-	-	/	200,00	-	-	-
DCVY34	DISCOVERY IN	DRN A	198,00	195,80	202,10	199,08	202,10	-5,39	197,00	231,00	11	305
DCVY35	DISCOVERY IN	DRN C	-	-	-	-	-	/	171,00	341,00	-	-
D1IS34	DISH NETWORK	DRN	224,00	224,00	224,00	224,00	224,00	-1,45	-	-	1	2
D1OC34	DOCUSIGN INC	DRN	62,52	62,00	63,50	62,48	62,35	-1,42	62,00	62,35	157	4.284
DOHL3	DOHLER	ON	28,00	27,66	28,00	27,78	27,66	-1,21	27,00	28,50	7	800
DOHL4	DOHLER	PN	5,85	5,74	6,25	6,00	5,99	+2,74	5,81	5,99	68	23.100
DGCO34	DOLLAR GENER	DRN	572,00	571,50	575,50	572,96	573,00	-2,13	-	603,99	5	15
DLTR34	DOLLAR TREE	DRN	307,20	307,20	307,20	307,20	307,20	-7,07	-	-	1	1
D1OM34	DOMINION ENE	DRN	-	-	-	-	-	/	180,00	-	-	-
DMMO3	DOMMO	ON	0,91	0,89	0,92	0,90	0,90	=	0,90	0,91	1.889	5.561.600
D1OW34	DOW INC	DRN	-	-	-	-	-	/	78,88	87,50	-	-
D1HI34	DR HORTON IN	DRN	546,00	546,00	546,00	546,00	546,00	-1,17	-	-	1	10
R1DY34	DR REDDYS LA	DRN	-	-	-	-	-	/	58,00	-	-	-
D2KN34	DRAFTKINGS	DRN	52,50	52,50	53,40	52,74	53,40	-1,47	50,00	-	2	550
DTCY3	DTCOM-DIRECT	ON	9,84	9,84	10,19	9,99	10,13	+2,94	9,86	10,01	27	5.100
D1TE34	DTE ENERGY C	DRN	-	-	-	-	-	/	160,00	-	-	-
DUKB34	DUKE ENERGY	DRN	535,00	526,28	535,00	526,35	526,28	-6,35	525,00	-	9	1.827
DDNB34	DUPONT N INC	DRN	-	-	-	-	-	/	400,08	458,00	-	-
DTEX3	DURATEX	ON NM	21,03	20,98	21,43	21,24	21,39	+2	21,30	21,39	5.124	999.200
E1TN34	EATON CORP P	DRN	389,00	389,00	389,00	389,00	389,00	-1,76	-	-	1	50
EBAY34	EBAY	DRN	165,00	165,00	168,84	167,24	168,30	-0,33	165,00	174,00	13	29
E1CL34	ECOLAB INC	DRN	297,18	297,18	299,57	299,52	299,57	-3,63	-	-	3	1.856
E1CO34	ECOPETROL SA	DRN ED	-	-	-	-	-	/	-	37,50	-	-
# ECOR3	ECORODOVIAS	ON NM	11,28	11,22	11,66	11,47	11,65	+3,55	11,64	11,66	16.366	4.917.300
E1WL34	EDWARDS LIFE	DRN	-	-	-	-	-	/	100,00	-	-	-
EAIN34	ELECTR ARTS	DRN	386,40	386,40	389,40	387,95	389,40	-0,99	386,40	399,00	11	277
EKTR3	ELEKTRO	ON	-	-	-	-	-	/	32,00	40,04	-	-
EKTR4	ELEKTRO	PN	25,50	25,25	25,50	25,42	25,25	-0,98	25,30	25,55	2	700
# ELET3	ELETROBRAS	ON EDR N1	35,87	35,68	36,82	36,43	36,76	+4,36	36,76	36,77	18.550	5.078.100
ELET5	ELETROBRAS	PNA EDR N1	64,50	64,50	72,00	68,25	72,00	-1,31	72,00	80,99	4	400
# ELET6	ELETROBRAS	PNB EDR N1	36,33	35,97	37,04	36,56	36,77	+3,15	36,77	36,78	7.533	2.510.700
ELMD3	ELETROMIDIA	ON NM	19,73	19,28	20,96	20,34	20,75	+5,06	20,38	20,75	1.075	223.300
LIPR3	ELETROPAR	ON	72,00	70,55	75,00	72,51	70,55	-3,35	70,50	74,00	4	400
EMAE3	EMAE	ON ED	-	-	-	-	-	/	19,00	-	-	-
EMAE4	EMAE	PN ED	78,94	78,51	82,50	80,01	78,51	+0,65	76,50	80,00	48	8.300
# EMBR3	EMBRAER	ON NM	15,96	15,68	16,02	15,78	15,78	-0,94	15,76	15,78	13.341	5.342.800
ENAT3	ENAUTA PART	ON NM	15,66	15,48	15,86	15,66	15,73	+1,15	15,73	15,76	4.021	1.327.300
ECPR3	ENCORPAR	ON	-	-	-	-	-	/	1,00	70,00	-	-
ECPR4	ENCORPAR	PN	-	-	-	-	-	/	-	60,00	-	-
E1NI34	ENEL AMERICA	DRN	41,19	39,68	41,19	39,96	39,68	-3,57	38,95	41,19	13	1.513
# ENBR3	ENERGIAS BR	ON NM	18,66	18,54	18,86	18,74	18,76	+0,96	18,76	18,77	13.160	2.656.500
ENGI3	ENERGISA	ON N2	15,41	15,32	15,74	15,47	15,74	+2,34	15,69	15,74	67	8.400
ENGI4	ENERGISA	PN N2	7,15	7,06	7,24	7,18	7,16	+1,27	7,16	7,24	105	27.300
# ENGI11	ENERGISA	UNT N2	44,13	43,56	44,89	44,40	44,89	+1,69	44,50	44,89	7.726	1.371.400
ENMT3	ENERGISA MT	ON	46,55	43,00	46,90	44,99	46,90	+3,07	45,00	46,95	49	9.700
ENMT4	ENERGISA MT	PN	47,40	47,40	47,40	47,40	47,40	+3,04	44,00	47,40	1	100
# ENEV3	ENEVA	ON NM	15,29	14,86	15,39	15,12	15,25	-0,13	15,25	15,26	22.536	5.866.700
# EGIE3	ENGIE BRASIL	ON NM	41,37	41,16	41,83	41,53	41,56	+0,77	41,49	41,56	7.355	1.262.500
ENJU3	ENJOEI	ON NM	14,40	13,31	14,44	13,61	13,34	-7,42	13,34	13,40	5.747	2.083.800
E1TR34	ENTERGY CORP	DRN	-	-	-	-	-	/	-	322,66	-	-
E1OG34	EOG RESOURCE	DRN	202,00	202,00	202,50	202,40	202,50	+6,13	-	-	3	26
EQPA3	EQTL PARA	ON	4,37	4,35	4,73	4,52	4,58	+4,8	4,51	4,59	229	55.100
EQPA5	EQTL PARA	PNA	-	-	-	-	-	/	5,51	5,99	-	-
EQPA6	EQTL PARA	PNB	-	-	-	-	-	/	8,01	20,00	-	-
EQPA7	EQTL PARA	PNC	-	-	-	-	-	/	5,00	6,18	-	-
EQMA3B	EQTLMARANHAO	ON MB	-	-	-	-	-	/	45,01	48,99	-	-
# EQTL3	EQUATORIAL	ON NM	24,95	24,85	25,61	25,31	25,46	+2,24	25,46	25,47	24.413	7.644.500
EQIX34	EQUINIX INC	DRN	48,40	47,38	48,40	47,48	47,62	-2,69	47,00	49,99	71	16.605
E1QN34	EQUINOR ASA	DRN	-	-	-	-	-	/	55,00	-	-	-
E1QR34	EQUITY RESID	DRN	199,19	199,19	199,19	199,19	199,19	-2,54	188,10	-	1	2
E1RI34	ERICSSON LM	DRN	38,30	37,92	38,30	38,20	37,92	-0,99	37,10	-	6	81
ESPA3	ESPACOLASER	ON NM	15,80	15,34	16,55	16,30	16,43	+4,18	16,43	16,44	3.247	2.203.900
E1SS34	ESSEX PROPER	DRN	157,94	154,02	157,94	154,31	155,00	-3,72	154,00	-	5	357
ALPK3	ESTAPAR	ON NM	8,73	8,52	8,78	8,66	8,62	-0,8	8,62	8,72	141	39.600
ELCI34	ESTEE LAUDER	DRN	851,17	851,17	851,17	851,17	851,17	-1,65	-	-	1	400
ESTR3	ESTRELA	ON	-	-	-	-	-	/	20,00	-	-	-
ESTR4	ESTRELA	PN	-	-	-	-	-	/	31,05	32,80	-	-
BOVB11	ETF BRA IBOV	CI	120,05	120,02	121,48	120,35	121,31	+1,4	120,11	121,32	103	153.645
ESGB11	ETF ESG BTG	CI	116,76	116,76	118,53	118,02	117,79	+0,88	117,50	117,80	282	1.162
EUCA3	EUCATEX	ON N1	24,50	24,16	24,50	24,32	24,40	-1,61	24,01	24,40	4	500
EUCA4	EUCATEX	PN N1	11,71	11,31	12,06	11,59	11,31	-3,41	11,31	11,45	464	152.100
EVEN3	EVEN	ON NM	10,59	10,34	10,63	10,51	10,56	+0,47	10,56	10,58	2.965	1.686.200
BAUH4	EXCELSIOR	PN ED	-	-	-	-	-	/	76,89	84,48	-	-
EXGR34	EXPEDIA GROU	DRN	-	-	-	-	-	/	300,00	-	-	-
EXXO34	EXXON MOBIL	DRN	76,95	76,95	79,19	78,44	77,84	+0,58	77,84	78,99	408	12.577
# EZTC3	EZTEC	ON NM	33,40	32,42	33,42	32,80	33,04	-0,42	33,04	33,05	6.025	1.446.300
F1FI34	F5 NETWORKS	DRN	-	-	-	-	-	/	-	336,80	-	-
FBOK34	FACEBOOK	DRN	59,75	58,96	60,00	59,36	59,93	+1,21	59,71	59,93	695	98.259
FASL34	FASTENAL	DRN ED	278,50	278,50	278,50	278,50	278,50	-0,93	-	-	1	3
F1SL34	FASTLY INC	DRN	-	-	-	-	-	/	35,00	37,50	-	-
F1RI34	FEDERAL REAL	DRN	151,96	150,30	151,96	151,17	150,30	-2,02	147,00	-	3	221
FDXB34	FEDEX CORP	DRN	1.585,00	1.552,50	1.585,00	1.561,28	1.552,50	-1,8	1.495,00	1.600,00	4	5
FESA3	FERBASA	ON N1	48,00	47,13	49,80	47,95	47,13	-6,67	48,78	49,99	5	500
FESA4	FERBASA	PN N1	40,15	37,74	40,63	39,14	38,91	-2,45	38,91	39,24	2.112	527.300
F1NI34	FIDELITY NAT	DRN	52,12	51,84	52,12	52,06	51,89	-0,76	-	-	73	10.375
FNCN3	FINANSINOS	ON	-	-	-	-	-	/	0,01	-	-	-
FSLR34	FIRST SOLAR	DRN	240,00	238,74	241,80	240,31	241,00	-1,14	227,00	250,08	7	542
F1EC34	FIRSTENERGY	DRN	-	-	-	-	-	/	195,08	-	-	-
F1IS34	FISERV INC	DRN	334,00	334,00	334,00	334,00	334,00	+0,21	328,00	390,00	1	4
# FLRY3	FLEURY	ON NM	25,48	25,13	25,66	25,40	25,47	+0,23	25,47	25,48	7.205	1.514.800
FLEX3	FLEX S/A	ON MA	-	-	-	-	-	/	0,01	-	-	-
F1MC34	FMC CORP	DRN	-	-	-	-	-	/	180,00	-	-	-
POWE3	FOCUS ON	ON NM	14,25	14,10	14,77	14,53	14,77	+4,08	14,23	14,79	299	126.100
FDMO34	FORD MOTORS	DRN	69,00	66,80	69,00	67,15	67,45	-1,09	66,81	67,82	41	685
FOXC34	FOX CORP	DRN	-	-	-	-	-	/	-	212,20	-	-
FRAS3	FRAS-LE	ON ED N1	12,12	11,60	12,24	11,86	11,86	-2,06	11,86	11,98	1.145	291.000
FCXO34	FREEPORT	DRN	208,53	207,22	212,94	209,99	212,00	+0,18	208,72	214,12	28	916
FMSC34	FRESENIUS	DRN	-	-	-	-	-	/	182,44	-	-	-
GFSA3	GAFISA	ON NM	4,70	4,56	4,71	4,59	4,60	-1,07	4,60	4,61	3.414	3.203.600
G1LP34	GALAPAGOS NV	DRN	21,50	21,34	21,50	21,34	21,34	-2,69	21,00	31,00	4	53
GPSI34	GAP	DRN	-	-	-	-	-	/	175,84	190,00	-	-
G1RM34	GARMIN LTD	DRN	375,00	373,20	375,00	373,36	373,20	-3,06	340,00	-	2	11
G1AR34	GARTNER INC	DRN	-	-	-	-	-	/	199,00	-	-	-
G1DS34	GDS HOLDINGS	DRN	-	-	-	-	-	/	41,00	52,20	-	-
GEOO34	GE	DRN	73,75	70,70	73,75	70,88	70,70	-3,9	70,28	70,70	422	26.477
GDBR34	GEN DYNAMICS	DRN	-	-	-	-	-	/	908,88	-	-	-
G1MI34	GENERAL MILL	DRN	330,00	330,00	330,00	330,00	330,00	-4,76	300,00	-	1	6
GMCO34	GENERAL MOT	DRN	80,00	78,50	80,00	79,05	79,99	-0,57	78,50	79,99	346	8.066
GSHP3	GENERALSHOPP	ON NM	46,05	46,00	46,05	46,00	46,00	=	46,00	46,69	3	1.000
GPRK34	GEOPARK LTD	DRN	89,54	89,54	89,54	89,54	89,54	-0,3	85,00	-	1	500
GEPA3	GER PARANAP	ON	-	-	-	-	-	/	38,01	41,49	-	-
GEPA4	GER PARANAP	PN	39,00	38,95	39,50	39,13	39,50	+0,53	38,95	39,50	8	1.100
GGBR3	GERDAU	ON N1	29,01	28,27	29,01	28,69	28,92	+1,29	28,79	28,92	572	98.700
# GGBR4	GERDAU	PN N1	34,48	34,13	34,82	34,57	34,67	+0,69	34,65	34,67	23.369	12.434.700
GOAU3	GERDAU MET	ON N1	13,88	13,64	13,94	13,80	13,88	+0,5	13,80	13,88	397	73.700
# GOAU4	GERDAU MET	PN N1	15,35	15,21	15,48	15,38	15,44	+0,84	15,44	15,45	15.591	9.397.700
GILD34	GILEAD	DRN	174,25	173,10	174,25	173,61	173,80	-2,41	160,05	181,60	22	32
G1SK34	GLAXOSMITHKL	DRN	41,14	41,14	41,14	41,14	41,14	=	-	44,50	1	3
BIGF39	GLOBAL INFRA	DRN	62,80	62,15	62,98	62,44	62,38	-1,37	61,78	65,60	8	2.012
BIXN39	GLOBAL TECH	DRN	59,33	58,03	59,33	58,96	58,90	-1,91	58,60	59,00	27	2.028
BIXJ39	GLOBALHEALTH	DRN	54,28	53,70	54,28	53,76	53,90	-2,07	53,52	58,54	20	8.047
# GOLL4	GOL	PN N2	24,07	23,76	24,36	23,97	24,14	+1,21	24,13	24,14	13.167	5.189.500
G1FI34	GOLD FIELDS	DRN	26,11	25,60	26,11	26,06	25,63	-3,28	25,70	32,00	5	555
BIAU39	GOLD TRUST	DRN	45,90	45,49	45,90	45,59	45,56	-1,57	45,50	45,70	81	7.067
GSGI34	GOLDMANSACHS	DRN	188,49	186,72	189,24	187,92	187,38	-1,04	186,61	189,35	381	4.909
GPRO34	GOPRO	DRN	63,85	61,80	63,85	62,99	62,85	-1,56	57,89	63,85	17	315
GPIV33	GP INVEST	DR3	6,21	6,13	6,26	6,20	6,19	-0,16	6,19	6,24	519	80.437
GPCP3	GPC PART	ON	32,70	30,84	33,69	32,75	32,51	-1,48	32,51	33,00	1.161	236.800
GPCP4	GPC PART	PN	31,50	31,00	31,50	31,47	31,50	=	31,00	31,50	9	1.800
GGPS3	GPS	ON NM	13,06	12,80	13,88	13,15	13,09	+1,55	13,00	13,09	5.921	2.754.700
CGRA3	GRAZZIOTIN	ON	33,67	33,67	33,92	33,75	33,92	+0,74	33,50	33,99	3	300
CGRA4	GRAZZIOTIN	PN	33,25	33,10	33,99	33,43	33,99	+1,67	33,70	33,99	36	5.800
GRND3	GRENDENE	ON EDJ NM	7,87	7,75	7,89	7,79	7,81	-0,5	7,79	7,81	2.664	931.300
GMAT3	GRUPO MATEUS	ON NM	7,85	7,78	7,96	7,85	7,80	-0,12	7,80	7,82	7.753	3.175.100
NTCO3

Machine Translated by Google

Pregão

Continuação

CÓD.	EMPRESA/AÇÃO		ABERT.	MÍN.	MÁX.	MÉD.	FECH.	OSC. (%)	OFERTAS COMPRA	OFERTAS VENDA	NEGS. REALIZADOS NÚM.	NEGS. REALIZADOS QUANTIDADE
JDCO34	JD COM	DRN	426,00	423,46	429,00	426,03	425,39	-0,91	415,00	442,00	36	462
JPSA3	JEREISSATI	ON ED	27,64	26,81	27,64	27,11	27,11	-0,82	27,11	27,30	1.190	213.500
# JHSF3	JHSF PART	ON NM	6,98	6,83	7,00	6,90	6,88	-0,86	6,88	6,89	5.871	4.165.300
JNJB34	JOHNSON	DRN	59,81	57,80	59,81	58,17	57,80	-3,08	57,80	58,50	1.445	110.704
J1CI34	JOHNSON CONT	DRN	346,90	346,90	346,90	346,90	346,90	+0,73	335,10	-	2	3
JOPA3	JOSAPAR	ON	-	-	-	-	-	/	30,50	33,99	-	-
JOPA4	JOSAPAR	PN	-	-	-	-	-	/	35,00	60,00	-	-
JPMC34	JPMORGAN	DRN	83,12	81,55	83,12	82,04	81,55	-1,88	81,55	82,50	1.189	52.425
JSLG3	JSL	ON NM	9,86	9,86	10,20	10,05	10,18	+2,31	10,18	10,19	3.542	503.100
J1NP34	JUNIPER NETW	DRN	135,20	135,20	135,20	135,20	135,20	+4,18	-	-	1	3
CTKA3	KARSTEN	ON	27,67	27,67	30,00	29,02	28,51	+1,78	27,02	28,75	7	700
CTKA4	KARSTEN	PN	21,15	20,22	23,00	21,82	22,89	+11,6	21,81	22,90	73	23.400
K1BF34	KB FINANCIAL	DRN	-	-	-	-	-	/	60,72	-	-	-
K1EL34	KELLOGG CO	DRN	168,56	168,20	168,56	168,47	168,20	-0,94	-	174,00	4	4
KMPR34	KEMPER CORP	DRN	-	-	-	-	-	/	180,00	-	-	-
KEPL3	KEPLER WEBER	ON	49,59	49,14	50,00	49,66	49,70	+0,87	49,70	49,99	1.037	149.100
KMBB34	KIMBERLY CL	DRN	695,01	695,01	695,01	695,01	695,01	-1,97	690,00	-	1	1
K1IM34	KIMCO REALTY	DRN	114,50	114,30	114,54	114,50	114,30	+1,24	93,00	-	3	3.600
KMIC34	KINDER MORGA	DRN	-	-	-	-	-	/	89,00	105,00	-	-
K2CG34	KINGSOFT CHL	DRN	44,15	44,15	44,15	44,15	44,15	+0,15	-	-	1	265
K1LA34	KLA CORP	DRN	440,40	440,40	440,40	440,40	440,40	-2,78	400,08	-	1	14
KLBN3	KLABIN S/A	ON N2	6,05	5,83	6,05	5,90	5,85	-3,3	5,85	5,89	926	256.000
KLBN4	KLABIN S/A	PN N2	5,81	5,56	5,82	5,64	5,58	-3,62	5,57	5,58	2.102	1.669.500
# KLBN11	KLABIN S/A	UNT N2	29,32	28,03	29,32	28,46	28,12	-3,96	28,11	28,12	19.201	6.854.700
K1SS34	KOHLS CORP	DRN	327,66	327,66	327,66	327,66	327,66	+2,39	-	-	1	10
KHCB34	KRAFT HEINZ	DRN	55,05	53,70	55,05	54,02	53,70	-2,45	53,67	53,98	112	2.478
LBRN34	L BRANDS	DRN	90,95	90,95	91,00	90,97	90,95	-1,19	85,34	-	4	4
L1HX34	L3HARRIS TEC	DRN	-	-	-	-	-	/	240,00	-	-	-
L1RC34	LAM RESEARCH	DRN	870,80	862,40	870,80	863,96	862,40	-1,88	718,18	-	4	210
L1VS34	LAS VEGAS SA	DRN	-	-	-	-	-	/	62,08	70,00	-	-
BILF39	LATIN AMER40	DRN	52,65	52,65	52,80	52,78	52,70	+0,3	-	-	58	36.064
LAVV3	LAVVI	ON ED NM	8,68	8,39	8,73	8,59	8,69	-0,07	8,59	8,69	3.684	1.216.000
L1EN34	LENNAR CORP	DRN ED	-	-	-	-	-	/	550,00	-	-	-
L1BT34	LIBERTY GLOB	DRN	-	-	-	-	-	/	136,41	-	-	-
L1BT35	LIBERTY GLOB	DRN	35,90	35,90	35,90	35,90	35,90	-4,16	-	-	1	1
LIGT3	LIGHT S/A	ON NM	18,13	17,70	18,25	17,98	18,03	+0,22	18,03	18,05	8.277	2.782.700
LILY34	LILLY	DRN	489,20	482,40	489,20	488,56	486,90	-2,22	482,40	518,00	16	340
L1IN34	LINDE PLC	DRN	-	-	-	-	-	/	378,88	-	-	-
LINX3	LINX	ON NM	38,21	37,95	38,24	38,08	38,18	+0,05	38,11	38,18	847	141.900
LTEL3B	LITEL	ON MB	-	-	-	-	-	/	0,01	-	-	-
L1YV34	LIVE NATION	DRN	-	-	-	-	-	/	-	90,00	-	-
L1YG34	LLOYDS BANKI	DRN	-	-	-	-	-	/	12,91	15,43	-	-
# RENT3	LOCALIZA	ON NM	61,46	60,85	63,24	62,31	63,12	+3,4	63,06	63,12	21.013	4.662.400
# LCAM3	LOCAMERICA	ON NM	24,65	24,50	25,89	25,40	25,80	+4,92	25,80	25,81	12.649	2.397.800
LWSA3	LOCAWEB	ON NM	28,38	28,32	29,48	28,78	28,55	+1,56	28,50	28,55	16.518	5.019.600
LMTB34	LOCKHEED	DRN	2.036,00	2.036,00	2.036,00	2.036,00	2.036,00	=	1.918,18	-	1	10
LOGG3	LOG COM PROP	ON NM	29,10	28,83	30,24	29,67	29,94	+3,24	29,85	29,94	2.100	415.200
LOGN3	LOG-IN	ON NM	19,28	18,87	19,55	19,26	19,39	+0,93	19,39	19,40	2.980	612.100
LAME3	LOJAS AMERIC	ON N1	20,16	19,94	20,84	20,52	20,84	+3,78	20,81	20,84	10.087	2.056.100
# LAME4	LOJAS AMERIC	PN N1	21,90	21,66	22,63	22,32	22,63	+3,66	22,55	22,63	22.935	9.384.400
AMAR3	LOJAS MARISA	ON NM	5,78	5,46	5,81	5,55	5,57	-1,41	5,56	5,57	7.816	6.908.400
# LREN3	LOJAS RENNER	ON ED NM	40,42	39,65	40,59	39,99	40,00	-0,99	39,99	40,00	25.179	8.626.100
LPSB3	LOPES BRASIL	ON NM	3,96	3,87	4,03	3,95	4,03	+2,8	4,00	4,03	1.113	581.400
LOWC34	LOWES COMPA	DRN ED	531,00	529,50	531,00	529,51	529,50	-3,04	-	-	2	101
L1UL34	LULULEMON AT	DRN	-	-	-	-	-	/	388,88	490,00	-	-
L1MN34	LUMEN TECH	DRN	70,70	68,88	70,70	69,00	68,88	-2,71	68,00	-	6	1.851
L1YB34	LYONDELLBASE	DRN	-	-	-	-	-	/	-	302,00	-	-
MDIA3	M.DIASBRANCO	ON NM	28,00	26,81	28,00	27,11	27,00	-2,98	27,00	27,01	11.016	2.645.100
MACY34	MACY S	DRN	93,20	91,75	93,20	92,83	92,14	-3,27	89,98	95,00	11	312
MSRO3	MAESTROLOC	ON MA	-	-	-	-	-	/	0,15	-	-	-
# MGLU3	MAGAZ LUIZA	ON NM	20,94	20,58	21,10	20,78	20,65	-1,43	20,64	20,65	36.218	28.276.100
MGEL4	MANGELS INDL	PN	8,68	8,67	8,68	8,67	8,67	-3,66	8,67	8,99	3	14.300
M1RO34	MARATHON OIL	DRN	62,00	62,00	63,08	63,06	63,08	+7,27	-	65,32	3	572
M1PC34	MARATHON PET	DRN	300,00	300,00	300,00	300,00	300,00	+2,91	-	-	1	2
POMO3	MARCOPOLO	ON N2	2,53	2,49	2,53	2,50	2,50	-0,39	2,50	2,53	331	225.000
POMO4	MARCOPOLO	PN N2	2,68	2,63	2,68	2,64	2,64	-1,12	2,63	2,64	2.844	6.701.100
# MRFG3	MARFRIG	ON NM	20,10	18,94	20,13	19,18	19,05	-4,7	19,05	19,06	27.160	10.589.900
MKLC34	MARKEL CORP	DRN	319,50	319,50	319,50	319,50	319,50	-1,69	-	-	1	10
M1KT34	MARKETAXESS	DRN	52,86	52,86	52,86	52,86	52,86	-2,83	51,00	-	1	1
M1TT34	MARRIOTT INT	DRN	202,80	202,80	202,80	202,80	202,80	-0,49	169,76	207,40	1	5
MSCD34	MASTERCARD	DRN	68,67	67,90	70,20	68,69	70,20	+2,22	67,65	70,20	188	25.267
M1TC34	MATCH GROUP	DRN	42,98	42,98	42,98	42,98	42,98	+0,13	41,18	-	1	100
MATD3	MATER DEI	ON NM	15,68	15,50	16,15	15,97	16,10	+2,67	16,10	16,14	1.678	916.000
M1KC34	MCCORMICK	DRN	-	-	-	-	-	/	-	140,00	-	-
MCDC34	MCDONALDS	DRN	64,99	62,41	64,99	62,81	62,50	-3,08	62,15	63,98	300	14.276
M2PW34	MEDICAL P TR	DRN	-	-	-	-	-	/	-	61,42	-	-
MDTC34	MEDTRONIC	DRN	355,40	353,70	355,40	354,18	354,00	-0,75	-	380,00	19	21
M1LC34	MELCO RESORT	DRN	-	-	-	-	-	/	49,00	-	-	-
MSPA3	MELHOR SP	ON	-	-	-	-	-	/	48,10	-	-	-
MSPA4	MELHOR SP	PN	-	-	-	-	-	/	22,50	53,35	-	-
CASH3	MELIUZ	ON NM	29,72	29,61	32,52	31,44	32,40	+9,57	32,40	32,41	11.439	2.702.300
MELK3	MELNICK	ON ED NM	6,21	6,00	6,26	6,12	6,07	-1,93	6,07	6,08	1.538	399.900
BMEB3	MERC BRASIL	ON N1	-	-	-	-	-	/	17,78	18,50	-	-
BMEB4	MERC BRASIL	PN N1	17,56	17,39	17,56	17,46	17,40	=	17,39	17,50	7	1.400
MERC3	MERC FINANC	ON	27,00	25,00	27,45	26,30	25,52	-1,84	25,52	26,60	52	6.900
MERC4	MERC FINANC	PN	11,30	10,40	11,30	10,65	10,40	-3,7	10,41	11,30	3	400
BMIN3	MERC INVEST	ON	-	-	-	-	-	/	22,30	22,84	-	-
BMIN4	MERC INVEST	PN	-	-	-	-	-	/	21,22	22,40	-	-
MELI34	MERCADOLIBRE	DRN	73,00	71,00	74,07	72,29	73,25	+0,34	72,65	73,25	4.607	378.848
MRCK34	MERCK	DRN	52,61	51,67	52,62	52,02	51,74	-2,45	51,50	52,00	224	9.839
MTIG3	METAL IGUACU	ON	-	-	-	-	-	/	20,00	450,00	-	-
MTIG4	METAL IGUACU	PN	-	-	-	-	-	/	49,33	75,00	-	-
LEVE3	METAL LEVE	ON NM	28,06	26,95	28,50	27,86	27,98	+1,23	27,89	27,98	6.737	1.189.200
FRIO3	METALFRIO	ON NM	-	-	-	-	-	/	63,01	90,00	-	-
MTSA3	METISA	ON	-	-	-	-	-	/	28,01	-	-	-
MTSA4	METISA	PN	39,45	39,44	39,98	39,70	39,98	+2,56	40,00	40,99	15	2.400
METB34	METLIFE INC	DRN	-	-	-	-	-	/	334,10	-	-	-
M1GM34	MGM RESORTS	DRN	229,80	224,99	229,80	225,01	224,99	-2,17	188,88	245,00	4	1.505
MUTC34	MICRON TECHN	DRN	477,89	461,75	477,89	468,03	462,71	-5,48	462,29	486,00	135	8.872
MSFT34	MICROSOFT	DRN	58,80	56,85	58,80	57,24	56,85	-3,96	56,85	57,25	2.007	345.681
MILS3	MILLS	ON NM	7,85	7,54	7,89	7,63	7,55	-3,2	7,55	7,56	3.525	1.252.100
MMAQ3	MINASMAQUINA	ON	-	-	-	-	-	/	0,16	-	-	-
MMAQ4	MINASMAQUINA	PN	-	-	-	-	-	/	0,19	-	-	-
# BEEF3	MINERVA	ON NM	10,33	9,90	10,37	10,05	9,98	-2,44	9,98	9,99	19.386	10.518.000
MNPR3	MINUPAR	ON	13,25	13,07	13,45	13,19	13,21	+0,22	13,15	13,21	42	8.300
MTRE3	MITRE REALTY	ON NM	12,87	12,66	13,00	12,80	12,87	+1,33	12,85	12,87	2.030	425.200
M1UF34	MITSUBISHI U	DRN	29,00	29,00	29,06	29,02	29,06	-2,41	29,07	32,00	3	3
MBLY3	MOBLY	ON NM	21,79	21,19	22,88	22,25	22,83	+4,77	22,55	22,83	866	142.100
M1RN34	MODERNA INC	DRN	100,40	95,30	100,40	96,70	99,88	-0,51	96,10	99,88	282	73.554
MDLZ34	MONDELEZ INT	DRN	165,00	164,20	165,70	165,30	164,20	-1,14	-	-	3	43
M1DB34	MONGODB INC	DRN	85,45	85,45	85,45	85,45	85,45	-0,63	65,88	115,00	1	1
M1NS34	MONSTER BEVE	DRN	65,00	64,35	65,05	64,98	64,35	-1,92	-	70,50	5	109
MOAR3	MONT ARANHA	ON	-	-	-	-	-	/	255,00	273,00	-	-
MCOR34	MOODY'S CORP	DRN	430,50	430,50	430,50	430,50	430,50	-2,9	-	-	1	1
MSBR34	MORGAN STAN	DRN	90,59	88,80	90,59	88,88	89,09	-1,88	87,81	90,13	156	9.993
MOSC34	MOSAIC CO	DRN	96,80	96,55	97,20	96,81	96,55	-0,66	90,30	120,00	7	1.976
MOSI3	MOSAICO	ON NM	20,68	20,13	20,84	20,56	20,52	-0,38	20,50	20,54	3.900	981.600
MDNE3	MOURA DUBEUX	ON NM	9,20	9,14	9,46	9,29	9,27	+2,09	9,24	9,27	893	259.300
MOVI3	MOVIDA	ON NM	17,32	16,89	17,75	17,31	17,62	+3,7	17,60	17,62	7.549	2.383.900
MRSA3B	MRS LOGIST	ON MB	-	-	-	-	-	/	36,00	45,00	-	-
MRSA5B	MRS LOGIST	PNA MB	-	-	-	-	-	/	30,00	-	-	-
MRSA6B	MRS LOGIST	PNB MB	-	-	-	-	-	/	30,00	-	-	-
# MRVE3	MRV	ON NM	17,90	17,52	17,93	17,65	17,63	-1,23	17,63	17,67	9.889	3.677.900
BACW39	MSCI ACWI	DRN	54,30	53,60	54,39	53,90	53,60	-1,81	53,53	53,69	108	48.827
BAAX39	MSCI ASIA JP	DRN	51,70	51,00	51,70	51,30	51,24	-1,06	51,00	52,47	425	15.748
BCHI39	MSCI CHINA	DRN	56,93	56,25	56,93	56,53	56,25	-1,19	56,11	56,25	73	5.990
BEFA39	MSCI EAFE	DRN	53,44	53,04	53,44	53,14	53,14	-1,26	52,70	55,09	39	4.180
BEEM39	MSCI EMGMARK	DRN	49,57	49,31	49,57	49,47	49,42	-0,74	49,25	50,50	37	5.498
BEWG39	MSCI GERMANY	DRN	63,42	63,29	63,54	63,37	63,32	-1,3	64,08	66,03	21	2.049
M1SC34	MSCI INC	DRN	655,31	648,31	658,25	651,68	650,17	-2,66	600,00	800,00	12	82
BNDA39	MSCI INDIA	DRN	56,24	55,80	56,29	55,94	55,80	-0,44	54,00	56,64	8	3.083
BEWJ39	MSCI JAPAN	DRN	46,00	45,57	46,11	45,96	45,57	-2,02	45,25	47,83	58	7.920
BEWW39	MSCI MEXICO	DRN	62,90	62,54	62,90	62,86	62,54	-1,43	61,50	65,32	22	17.907
BEWP39	MSCI SPAIN	DRN	-	-	-	-	-	/	50,19	53,30	-	-
BEWT39	MSCI TAIWAN	DRN	58,54	58,54	58,54	58,54	58,54	-1,11	57,41	61,01	1	1
BEWU39	MSCI UK	DRN	59,25	58,51	59,25	58,97	58,68	-1,07	58,59	60,52	127	93.233
BUSM39	MSCI US MVOL	DRN	48,38	48,14	48,38	48,17	48,16	-2,11	47,54	50,49	4	1.495
BEZU39	MSCIEUROZONE	DRN	66,57	66,22	66,69	66,23	66,22	-1,54	64,57	66,22	12	1.209.173
BEWH39	MSCIHONGKONG	DRN	49,58	49,50	49,58	49,50	49,50	-1,15	48,73	51,76	2	101
BEWY39	MSCISOUTHKOR	DRN	62,63	62,32	62,63	62,51	62,32	-1,7	62,38	-	5	30
M1TB34	MT BANK COR	DRN	-	-	-	-	-	/	190,00	-	-	-
# MULT3	MULTIPLAN	ON N2	23,70	23,29	23,99	23,65	23,95	+1,35	23,91	23,95	21.554	5.335.200
MNDL3	MUNDIAL	ON	24,20	24,00	25,86	24,50	25,53	-0,85	23,81	25,53	17	1.900
BIBB39	NASDAQ BIOTC	DRN	56,86	55,89	56,86	56,31	56,10	-2,55	55,58	58,76	347	21.972
N1DA34	NASDAQ INC	DRN	430,50	427,20	433,80	428,46	429,00	-2,52	417,00	443,00	9	40
N1WG34	NATWEST GROU	DRN	-	-	-	-	-	/	27,00	-	-	-
NEOE3	NEOENERGIA	ON NM	16,60	16,30	16,63	16,50	16,51	+0,6	16,50	16,51	7.439	2.113.700
NGRD3	NEOGRID	ON NM	7,10	6,95	7,20	7,05	7,07	+1,28	7,07	7,08	3.805	2.106.900
N1TA34	NETAPP INC	DRN	413,00	413,00	413,40	413,34	413,40	-1,57	-	-	2	117
NETE34	NETEASE	DRN	618,00	618,00	619,50	618,04	618,50	+0,89	570,00	640,00	5	89
NFLX34	NETFLIX	DRN	54,80	54,28	55,00	54,52	54,28	-0,69	54,28	54,30	563	29.513
N1BI34	NEUROCRINE B	DRN	26,14	26,14	26,14	26,14	26,14	-1,8	26,10	34,99	1	60
E1DU34	NEW ORIENTAL	DRN	5,79	5,75	5,79	5,78	5,75	-0,69	5,50	6,25	2	60
N1WL34	NEWELL BRAND	DRN	-	-	-	-	-	/	143,00	-	-	-
N1EM34	NEWMONT GOLD	DRN	346,71	345,17	347,57	345,93	345,82	-1,45	343,46	370,00	27	203
N1WS34	NEWS CORP	DRN	-	-	-	-	-	/	100,00	-	-	-
NEXT34	NEXTERA ENER	DRN	104,00	103,39	104,19	103,85	103,49	-2,32	102,00	105,95	71	346
N1IC34	NICE LTD	DRN	51,40	51,40	51,40	51,40	51,40	-1,34	48,32	66,00	1	30
N1LS34	NIELSEN HOLD	DRN	-	-	-	-	-	/	110,00	-	-	-
NIKE34	NIKE	DRN	72,11	70,15	72,11	70,54	70,20	-2,64	70,20	70,60	323	18.357
NOKI34	NOKIA CORP	DRN	23,00	22,67	23,28	22,92	22,72	-0,78	22,50	23,06	48	370
NMRH34	NOMURA HO	DRN	-	-	-	-	-	/	29,08	31,00	-	-
BNBR3	NORD BRASIL	ON	-	-	-	-	-	/	68,21	70,50	-	-
NORD3	NORDON MET	ON	23,02	23,02	24,59	23,93	24,28	+1,16	24,28	24,59	43	4.500
J1WN34	NORDSTROM IN	DRN	-	-	-	-	-	/	190,00	220,00	-	-
NOCG34	NORTHROP GRU	DRN	-	-	-	-	-	/	320,00	-	-	-
S1YM34	NORTONLIFE	DRN	-	-	-	-	-	/	-	124,00	-	-
N1CL34	NORWEGIAN CR	DRN	163,40	163,00	164,00	163,28	164,00	-1,73	140,00	169,00	4	20
N1OV34	NOV INC	DRN	80,80	80,80	80,80	80,80	80,80	+9,18	-	80,80	1	2
N1VS34	NOVARTIS AG	DRN	46,92	46,49	46,92	46,71	46,49	-2,24	44,21	52,50	9	86
N1VO34	NOVO NORDISK	DRN	50,10	49,91	50,10	50,08	49,91	-0,37	47,50	53,00	2	22
N1RG34	NRG ENERGY I	DRN	195,50	195,50	195,50	195,50	195,50	-1,85	187,00	250,00	1	5
NVDC34	NVIDIA CORP	DRN	70,16	68,35	70,16	68,78	68,45	-2,43	68,45	69,20	271	36.465
N1XP34	NXP SEMICOND	DRN	539,20	538,00	539,20	538,15	538,17	-3,38	-	-	3	1.379
OXYP34	OCCIDENT PTR	DRN	69,00	69,00	70,60	69,91	70,55	+3,21	66,85	70,60	17	950
OPCT3	OCEANPACT	ON NM	7,99	7,70	8,06	7,81	7,87	-0,25	7,87	7,89	4.424	1.447.800
ODER4	ODERICH	PN	-	-	-	-	-	/	-	220,00	-	-
ODPV3	ODONTOPREV	ON NM	12,84	12,64	12,85	12,74	12,84	+0,7	12,81	12,84	3.396	757.200
O1KT34	OKTA INC	DRN	76,54	76,00	76,54	76,18	76,00	-1,8	69,00	-	3	172
O1DF34	OLD DOMINION	DRN	-	-	-	-	-	/	45,00	-	-	-
OMGE3	OMEGA GER	ON NM	39,46	38,50	39,62	38,89	38,80	-1,52	38,80	38,91	2.700	969.700
O1KE34	ONEOK INC	DRN ED	141,00	141,00	141,00	141,00	141,00	+2,32	-	-	1	4
ORCL34	ORACLE	DRN	68,50	66,90	68,50	67,31	67,20	-2,09	64,86	68,60	296	7.300
ORLY34	OREILLY AUT	DRN	-	-	-	-	-	/	290,00	-	-	-
I1XC34	ORIX CORP	DRN	55,00	55,00	55,00	55,00	55,00	-4,18	-	-	1	20
ORVR3	ORIZON	ON NM	20,54	20,17	21,00	20,34	20,38	-0,58	20,35	20,39	1.292	288.400
OSXB3	OSX BRASIL	ON NM	14,42	14,40	14,71	14,48	14,54	+0,97	14,43	14,54	43	11.600
O1TI34	OTIS WORLDWI	DRN	-	-	-	-	-	/	32,00	-	-	-
OFSA3	OUROFINO S/A	ON NM	33,05	32,60	34,99	33,60	32,60	+1,65	32,50	32,60	246	79.000
# PCAR3	P.ACUCAR-CBD	ON NM	38,10	37,55	38,56	37,88	37,58	-0,73	37,58	37,60	9.633	2.993.200
PDTC3	PADTEC	ON	9,60	8,76	10,15	9,22	9,00	-5,26	9,00	9,05	1.394	535.400
PAGS34	PAGSEGURO	DRN	54,49	51,57	54,98	53,82	54,98	+2,42	51,80	54,98	1.343	18.927
PGMN3	PAGUE MENOS	ON NM	9,16	9,16	9,35	9,26	9,30	+0,54	9,25	9,30	2.915	806.900
PATI3	PANATLANTICA	ON	60,00	60,00	65,00	63,73	65,00	+16,07	57,51	65,00	3	400
PATI4	PANATLANTICA	PN	65,00	65,00	79,90	70,08	79,90	+26,82	65,10	79,90	7	900
PEAB3	PAR AL BAHIA	ON	-	-	-	-	-	/	51,39	72,00	-	-
PEAB4	PAR AL BAHIA	PN	-	-	-	-	-	/	62,55	73,99	-	-
PMAM3	PARANAPANEMA	ON NM	18,50	18,33	20,59	19,61	20,35	+10,65	20,35	20,50	3.331	1.165.600
P1YC34	PAYCOM SOFTW	DRN	-	-	-	-	-	/	-	80,00	-	-
PYPL34	PAYPAL HOLD	DRN	73,45	72,21	74,29	73,21	72,80	-0,88	72,80	73,00	242	15.915
P1BC34	PEOPLES UNIT	DRN	-	-	-	-	-	/	75,00	-	-	-
PEPB34	PEPSICO INC	DRN	51,60	50,70	52,03	51,05	51,00	-2,39	50,71	51,50	209	9.216
# PETR3	PETROBRAS	ON N2	22,96	22,93	23,62	23,32	23,55	+3,56	23,54	23,55	25.833	18.943.000
# PETR4	PETROBRAS	PN N2	23,40	23,36	24,09	23,76	23,94	+3,63	23,94	23,95	49.947	65.861.100
# BRDT3	PETROBRAS BR	ON EDR NM	22,31	22,26	22,75	22,49	22,74	+2,11	22,65	22,74	18.028	5.822.000
PTCH34	PETROCHIN	DRN	-	-	-	-	-	/	188,00	226,00	-	-
# PRIO3	PETRORIO	ON NM	90,93	90,91	93,46	92,34	92,27	+2,43	92,16	92,27	19.284	4.307.300
PTNT3	PETTENATI	ON	17,15	16,43	17,29	16,71	16,43	-3,35	16,41	16,65	206	31.000
PTNT4	PETTENATI	PN	5,10	5,00	5,24	5,09	5,00	-0,59	5,00	5,13	70	9.500
PETZ3	PETZ	ON NM	23,13	22,64	23,39	23,08	23,39	+1,69	23,31	23,39	9.372	3.104.400
PFIZ34	PFIZER	DRN	53,33	52,04	53,33	52,35	52,04	-1,25	52,04	52,35	545	14.531
PGCO34	PG	DRN ED	51,34	50,23	51,34	50,59	50,23	-2,16	50,23	51,08	312	4.101
PHMO34	PHILIP MORRI	DRN	254,00	254,00	254,00	254,00	254,00	-2,38	233,88	270,00	1	1
P1SX34	PHILLIPS 66	DRN	217,60	214,40	217,60	217,06	214,40	+2,58	-	-	2	6
P1DD34	PINDUODUO IN	DRN	75,08	75,08	77,35	76,65	77,35	+1,37	75,08	77,30	4	551
PINE3	PINE	ON N2	-	-	-	-	-	/	0,12	-	-	-
PINE4	PINE	PN N2	2,40	2,34	2,40	2,36	2,35	+0,42	2,35	2,36	266	187.800
P1IO34	PIONEER NATU	DRN	211,30	211,30	211,76	211,50	211,76	+6,41	-	240,56	4	21
PLPL3	PLANOEPLANO	ON NM	6,72	6,51	6,80	6,69	6,78	+3,19	6,74	6,78	1.332	416.000
PLAS3	PLASCAR PART	ON	8,74	8,74	8,89	8,77	8,89	+0,45	8,75	8,89	19	8.000
PSSA3	PORTO SEGURO	ON NM	47,53	47,30	48,52	47,96	48,09	+1,17	48,09	48,10	3.271

Machine Translated by Google

Pregão

Continuação

CÓD.	EMPRESA/AÇÃO		ABERT.	MÍN.	MÁX.	MÉD.	FECH.	OSC. (%)	OFERTAS COMPRA	OFERTAS VENDA	NEGS. REALIZADOS NÚM.	NEGS. REALIZADOS QUANTIDADE
SLCE3	SLC AGRICOLA	ON NM	50,43	50,00	50,85	50,41	50,29	-0,25	50,28	50,33	3.687	720.300
SMFT3	SMART FIT	ON M2	-	-	-	-	-	/	0,04	-	-	-
SMLS3	SMILES	ON NM	21,60	21,41	21,63	21,52	21,63	+1,07	21,55	21,63	1.792	481.500
S2NW34	SNOWFLAKE	DRN	32,18	31,93	32,18	32,06	31,93	-2,26	-	-	8	1.923
SOND3	SONDOTECNICA	ON	-	-	-	-	-	/	-	58,80	-	-
SOND5	SONDOTECNICA	PNA	-	-	-	-	-	/	52,00	58,00	-	-
SOND6	SONDOTECNICA	PNB	-	-	-	-	-	/	45,00	58,00	-	-
SNEC34	SONY GROUP	DRN	591,00	559,00	591,00	571,97	560,00	-4,84	558,54	580,10	62	294
S1OU34	SOUTHWEST AI	DRN	-	-	-	-	-	/	220,00	350,00	-	-
SPGI34	SP GLOBAL	DRN	522,12	521,30	522,95	522,43	522,95	-	-	-	3	21
S1PL34	SPLUNK INC	DRN	34,74	34,55	34,74	34,67	34,55	-0,83	30,21	50,16	3	16
S1PO34	SPOTIFY TECH	DRN	365,10	342,89	367,20	355,16	350,00	-13,16	347,00	355,00	627	7.038
SGPS3	SPRINGS	ON NM	10,45	10,21	11,10	10,72	10,63	+1,72	10,56	10,63	615	173.200
AHEB3	SPTURIS	ON	-	-	-	-	-	/	16,21	22,00	-	-
AHEB5	SPTURIS	PNA	-	-	-	-	-	/	16,00	22,00	-	-
AHEB6	SPTURIS	PNB	-	-	-	-	-	/	16,00	22,00	-	-
S2QU34	SQUARE INC	DRN	55,38	54,98	55,38	55,37	54,98	-1,46	0,05	59,06	3	141
S1WK34	STANLEY BLAC	DRN	281,00	281,00	281,00	281,00	281,00	-1,81	-	-	1	10
STTR3	STARA	ON EDJ MA	-	-	-	-	-	/	0,20	-	-	-
SBUB34	STARBUCKS	DRN	629,00	601,50	629,00	606,33	604,99	-4,8	600,00	612,00	76	3.779
SLBC34	STERLING BNC	DRN	-	-	-	-	-	/	-	147,00	-	-
OPSE3B	SUDESTE S/A	ON MB	-	-	-	-	-	/	0,03	-	-	-
SULA3	SUL AMERICA	ON N2	12,22	12,06	12,56	12,21	12,45	+1,05	12,40	12,52	212	28.000
SULA4	SUL AMERICA	PN N2	10,25	10,04	10,37	10,20	10,29	+0,98	10,29	10,30	251	48.700
#SULA11	SUL AMERICA	UNT N2	32,96	32,09	33,21	32,72	32,91	+0,79	32,91	32,99	11.459	3.428.500
S1MF34	SUMITOMO MIT	DRN	-	-	-	-	-	/	37,08	-	-	-
S2UI34	SUN COMMUN	DRN	-	-	-	-	-	/	42,50	-	-	-
#SUZB3	SUZANO S.A.	ON NM	70,83	67,26	70,83	68,66	67,54	-4,69	67,53	67,55	35.853	12.572.500
S1YF34	SYNCHRONY FI	DRN	-	-	-	-	-	/	224,42	-	-	-
S1NP34	SYNOPSYS INC	DRN	-	-	-	-	-	/	-	410,00	-	-
S1YY34	SYSCO CORP	DRN	226,20	224,80	226,20	226,11	224,80	-1,4	-	-	2	80
T1RO34	T ROWE PRICE	DRN	-	-	-	-	-	/	471,00	523,00	-	-
T1MU34	T-MOBILE US	DRN	-	-	-	-	-	/	-	363,00	-	-
TAEE3	TAESA	ON N2	13,62	13,53	13,72	13,60	13,66	+0,29	13,64	13,68	368	65.300
TAEE4	TAESA	PN N2	13,63	13,49	13,68	13,56	13,56	-0,07	13,56	13,59	806	163.200
#TAEE11	TAESA	UNT N2	40,91	40,45	40,96	40,65	40,59	-0,22	40,59	40,73	5.247	1.385.400
TSMC34	TAIWANSMFAC	DRN	82,60	80,32	82,60	80,69	81,00	-1,93	81,00	81,20	647	13.992
T1TW34	TAKE-TWO INT	DRN	236,20	235,00	236,50	236,32	235,60	-1,09	230,00	238,20	15	156
TAKP34	TAKEDAPH	DRN	-	-	-	-	-	/	89,80	-	-	-
T1AL34	TAL EDUCATIO	DRN	-	-	-	-	-	/	32,08	45,00	-	-
TPRY34	TAPESTRY INC	DRN	258,10	258,10	258,10	258,10	258,10	+0,77	-	-	1	230
TGTB34	TARGET CORP	DRN	1.101,00	1.096,68	1.101,00	1.099,96	1.096,68	-1,64	1.022,31	1.174,00	3	302
TASA3	TAURUS ARMAS	ON N2	24,70	23,78	24,87	24,13	23,95	-3,03	23,95	24,06	374	66.500
TASA4	TAURUS ARMAS	PN N2	24,04	23,36	24,34	23,75	23,65	-0,88	23,65	23,70	4.119	1.322.900
T1EC34	TECHNIPFMC P	DRN	41,39	41,39	42,90	42,05	42,52	+9,72	-	50,00	30	909
TECN3	TECHNOS	ON NM	2,16	2,03	2,22	2,13	2,13	-0,46	2,13	2,15	2.295	4.141.800
TCSA3	TECNISA	ON NM	8,41	8,07	8,50	8,28	8,40	+0,59	8,40	8,42	3.099	1.759.400
TGMA3	TEGMA	ON NM	21,93	21,92	22,74	22,28	22,65	+3,42	22,54	22,65	1.377	1.245.200
TKNO3	TEKNO	ON	-	-	-	-	-	/	31,00	85,00	-	-
TKNO4	TEKNO	PN	53,35	53,35	53,35	53,35	53,35	-1,2	49,00	58,00	1	100
T2DH34	TELADOCHEALT	DRN	-	-	-	-	-	/	1,99	-	-	-
TELB3	TELEBRAS	ON	69,97	68,91	72,00	70,29	72,00	+2,12	70,05	71,90	3	300
TELB4	TELEBRAS	PN	24,70	24,68	25,11	24,97	25,11	+1,78	25,00	25,11	49	11.400
#VIVT3	TELEF BRASIL	ON ED	43,06	42,60	43,18	42,92	42,94	-0,02	42,94	43,00	8.263	2.020.300
TLNC34	TELEFONIC	DRN	25,48	25,18	25,48	25,33	25,36	-0,47	25,18	25,46	48	102
TEND3	TENDA	ON NM	26,29	25,70	26,40	25,99	26,31	+0,38	26,28	26,31	3.521	956.500
TXSA34	TERNIUMSA	DRN	218,60	218,60	218,60	218,60	218,60	-2,67	150,00	-	1	100
TESA3	TERRA SANTA	ON NM	42,27	41,03	43,00	42,49	42,28	+0,02	41,05	42,30	104	26.800
TSLA34	TESLA INC	DRN	117,70	116,46	119,62	117,83	116,50	-3,07	116,49	116,50	4.976	590.307
T1EV34	TEVA PHARMAC	DRN	27,96	27,17	27,96	27,24	27,24	-2,36	26,50	34,92	11	2.751
TEXA34	TEXAS INC	DRN	68,56	65,24	68,56	65,55	65,66	-5,86	65,15	68,00	142	2.318
S1HW34	THE SHERWIN	DRN	-	-	-	-	-	/	123,00	-	-	-
TMOS34	THERMFISCHER	DRN	55,10	54,43	55,10	54,66	54,50	-2,74	53,01	57,59	148	12.829
#TIMS3	TIM	ON NM	12,05	11,89	12,20	12,05	12,20	+1,41	12,19	12,20	9.656	8.006.100
SHOW3	TIME FOR FUN	ON NM	4,22	3,99	4,30	4,14	4,26	+0,94	4,26	4,28	1.653	994.200
TJXC34	TJX COMPANIE	DRN	377,67	377,67	377,67	377,67	377,67	-0,93	-	-	1	800
#TOTS3	TOTVS	ON ED NM	30,87	30,35	31,09	30,79	30,95	+0,91	30,95	30,96	17.878	3.181.100
TMCO34	TOYOTAMO	DRN	832,30	807,31	832,30	826,98	807,31	-2,83	807,00	807,31	9	87
TFCO4	TRACK FIELD	PN N2	12,49	12,48	12,79	12,66	12,68	+0,31	12,65	12,68	305	112.800
T1SC34	TRACTOR SUPP	DRN	515,71	515,71	515,71	515,71	515,71	-0,73	-	550,00	1	3
T2TD34	TRADE DESK	DRN	40,16	40,15	40,40	40,23	40,40	-1,75	-	-	4	360
TRPL3	TRAN PAULIST	ON N1	29,16	29,00	29,35	29,18	29,10	+0,55	29,10	29,34	58	9.200
TRPL4	TRAN PAULIST	PN N1	25,94	25,71	26,35	26,10	26,21	+1,51	26,19	26,21	5.409	1.421.900
T1DG34	TRANSDIGM GR	DRN	-	-	-	-	-	/	280,00	-	-	-
RIGG34	TRANSOCEAN	DRN	17,43	17,38	19,00	18,41	18,25	+4,88	18,25	18,41	235	93.663
ACWI11	TREND ACWI	CI	10,95	10,83	11,12	10,90	10,91	-0,18	10,85	10,91	285	29.892
XINA11	TREND CHINA	CI	11,08	10,98	11,13	11,03	11,00	-0,54	11,00	11,02	3.226	618.059
EURP11	TREND EUROPA	CI	11,20	11,04	11,27	11,04	11,04	-1,42	11,03	11,04	2.845	7.158.782
XFIX11	TREND IFIX	CI	10,10	10,06	10,22	10,11	10,09	-0,09	10,08	10,11	1.238	64.980
GOLD11	TREND OURO	CI	10,36	10,24	10,37	10,28	10,30	-0,57	10,29	10,30	2.819	810.478
LUXM3	TREVISA	ON ED	-	-	-	-	-	/	0,01	-	-	-
LUXM4	TREVISA	PN ED	67,48	64,05	67,48	66,54	66,93	+1,12	65,01	70,00	14	1.600
T1RI34	TRIPADVISOR	DRN	-	-	-	-	-	/	250,00	269,12	-	-
TRIS3	TRISUL	ON ED NM	9,95	9,68	9,95	9,80	9,92	+0,5	9,87	9,92	2.274	788.600
TPIS3	TRIUNFO PART	ON NM	3,10	3,06	3,75	3,49	3,59	+18,48	3,56	3,59	12.661	15.679.600
BEGD39	TRTMSCI EAFE	DRN	53,40	53,19	53,55	53,32	53,19	-1,04	52,39	55,69	9	2.555
B1BT34	TRUIST FINAN	DRN	317,10	317,10	317,10	317,10	317,10	+3,96	305,00	-	1	50
BEGU39	TRUSTMSCI US	DRN	51,90	51,50	51,95	51,54	51,56	-1,6	51,40	51,75	16	304.968
TUPY3	TUPY	ON NM	23,66	23,25	23,75	23,49	23,50	-0,38	23,46	23,50	4.216	1.197.700
T1WL34	TWILIO INC	DRN	86,55	84,80	86,55	84,87	84,80	-2,02	79,00	90,00	5	318
TWTR34	TWITTER	DRN	179,13	172,73	181,00	176,57	181,00	-0,2	176,00	181,00	91	2.646
U1BE34	UBER TECH IN	DRN	77,37	76,90	79,01	78,12	78,35	+0,33	77,00	79,00	385	13.756
UBSG34	UBS GROUP	DRN	-	-	-	-	-	/	81,88	90,00	-	-
U1LT34	ULTA BEAUTY	DRN	88,05	88,05	88,06	88,05	88,06	-2,42	77,50	-	2	9.072
#UGPA3	ULTRAPAR	ON NM	20,40	20,06	21,05	20,68	20,92	+2,75	20,92	20,93	16.661	5.955.800
U1AI34	UNDER ARMOUR	DRN	107,00	107,00	107,00	107,00	107,00	-0,74	-	-	1	1
UCAS3	UNICASA	ON NM	5,19	5,09	5,25	5,14	5,16	+1,77	5,15	5,17	102	44.100
ULEV34	UNILEVER	DRN	309,00	305,00	309,00	306,47	306,00	-1,35	306,00	312,00	37	95
UPAC34	UNIONPACIFIC	DRN	-	-	-	-	-	/	302,89	-	-	-
UNIP3	UNIPAR	ON ED	73,61	73,25	75,00	74,14	74,68	+0,4	73,58	74,69	234	45.900
UNIP5	UNIPAR	PNA ED	79,35	79,35	80,23	79,90	80,23	+1,1	79,12	81,00	3	300
UNIP6	UNIPAR	PNB ED	81,11	80,18	83,26	81,43	80,18	-0,91	80,18	80,56	2.261	384.400
U1AL34	UNITED AIRLI	DRN	144,84	143,70	146,40	144,08	143,80	-1,9	140,00	160,00	12	182
U1RI34	UNITED RENTA	DRN	-	-	-	-	-	/	740,00	975,00	-	-
UNHH34	UNITEDHEALTH	DRN	61,84	60,39	61,84	60,91	60,39	-2,34	60,39	62,25	121	18.207
U2ST34	UNITY SOFTWR	DRN	28,56	28,40	28,56	28,40	28,40	-0,66	27,00	28,69	2	327
U1NM34	UNUM GROUP	DRN	-	-	-	-	-	/	148,40	-	-	-
UPSS34	UPS	DRN	66,09	66,09	66,81	66,64	66,55	+0,52	61,18	66,00	282	30.366
BAER39	US AEROSPACE	DRN	28,60	28,59	28,68	28,59	28,68	-1,57	28,02	34,75	4	506
USBC34	US BANCORP	DRN	79,46	79,46	79,46	79,46	79,46	+0,83	78,71	-	1	2
BIYF39	US FINANCIAL	DRN	28,96	28,55	28,96	28,68	28,55	-1,41	27,86	29,61	40	11.558
USSX34	US STEEL	DRN	126,81	125,51	128,04	126,82	125,51	-3,15	124,50	129,66	20	1.181
BIYW39	US TECHNOLOG	DRN	14,80	14,41	14,80	14,54	14,41	-2,83	14,33	15,00	23	19.752
USIM3	USIMINAS	ON N1	24,11	23,69	24,36	24,07	24,01	+0,08	24,01	24,03	1.561	360.000
#USIM5	USIMINAS	PNA N1	23,15	22,72	23,57	23,09	22,92	-0,73	22,90	22,92	24.553	18.683.400
USIM6	USIMINAS	PNB N1	-	-	-	-	-	/	29,85	-	-	-
#VALE3	VALE	ON NM	110,56	109,33	112,43	111,56	111,92	+1,63	111,92	111,93	43.368	20.440.600
VLOE34	VALERO ENER	DRN	-	-	-	-	-	/	195,30	-	-	-
VLID3	VALID	ON NM	9,69	9,15	9,69	9,32	9,34	-1,78	9,27	9,34	2.942	886.800
VAMO3	VAMOS	ON NM	39,74	39,16	40,34	39,66	40,00	+3,46	39,95	40,04	3.201	1.084.600
V1TA34	VENTAS INC	DRN	150,90	149,00	150,97	150,93	149,00	-2,42	139,50	180,00	4	3.087
VRSN34	VERISIGN INC	DRN	-	-	-	-	-	/	248,00	-	-	-
VERZ34	VERIZON	DRN	51,40	50,30	51,40	50,82	50,30	-2,14	50,30	51,97	267	8.587
VRTX34	VERTEX PHARM	DRN	289,80	286,00	289,80	288,07	286,00	-2,25	-	330,00	4	33
C1BS34	VIACOMCBS	DRN	234,00	223,00	234,00	228,10	223,00	-4,7	220,00	226,00	22	1.372
#VVAR3	VIAVAREJO	ON NM	12,28	11,96	12,41	12,19	12,22	+0,49	12,22	12,23	47.425	42.522.300
V1IP34	VIPSHOP HOLD	DRN	89,69	86,53	89,69	88,00	88,00	-2,33	70,00	99,71	10	3.451
VISA34	VISA INC	DRN	63,50	62,63	63,80	62,99	62,71	-0,07	62,53	63,70	480	56.365
VIVA3	VIVARA S.A.	ON NM	24,77	24,06	24,94	24,62	24,94	+0,76	24,60	24,94	2.297	750.400
V1OD34	VODAFONE GRO	DRN	-	-	-	-	-	/	45,00	-	-	-
V1NO34	VORNADO REAL	DRN	247,60	247,60	247,60	247,60	247,60	-1,66	191,08	263,16	1	10
VULC3	VULCABRAS	ON NM	7,91	7,72	7,91	7,78	7,74	-1,14	7,74	7,75	1.034	304.900
WALM34	WAL MART	DRN	47,45	46,18	47,45	46,62	46,18	-2,67	46,18	46,46	317	7.919
WGBA34	WALGREENS	DRN	142,12	140,40	142,12	141,33	141,20	-1,8	139,00	143,79	15	134
DISB34	WALT DISNEY	DRN	67,31	65,50	67,31	65,99	65,90	-2,09	65,90	66,00	1.980	123.013
W1MG34	WARNER MUSIC	DRN	-	-	-	-	-	/	40,00	-	-	-
W1MC34	WASTE MANAG	DRN	-	-	-	-	-	/	-	400,00	-	-
WATC34	WATERS CORP	DRN	-	-	-	-	-	/	-	419,10	-	-
W1EC34	WEC ENERGY G	DRN	-	-	-	-	-	/	190,00	-	-	-
#WEGE3	WEG	ON EB NM	38,10	36,24	38,90	37,30	36,50	-1,37	36,50	36,51	47.915	15.310.500
W1BO34	WEIBO CORP	DRN	-	-	-	-	-	/	54,35	79,80	-	-
WFCO34	WELLS FARGO	DRN	61,29	60,34	61,29	60,81	60,34	-2,44	60,34	61,85	408	5.576
W1EL34	WELLTOWER IN	DRN	-	-	-	-	-	/	185,00	-	-	-
WABC34	WESTERN BCOR	DRN	577,10	574,00	577,10	577,01	574,00	-1,79	-	-	2	175
W1DC34	WESTERN DIG	DRN	381,90	381,50	381,90	381,67	381,50	-3,07	-	-	2	41
WUNI34	WESTERNUNION	DRN	-	-	-	-	-	/	135,00	145,30	-	-
W1BK34	WESTPAC BANK	DRN	-	-	-	-	-	/	50,00	-	-	-
WEST3	WESTWING	ON NM	8,90	8,67	8,96	8,77	8,85	=	8,79	8,85	1.885	629.200
W1YC34	WEYERHAEUSER	DRN	216,00	214,00	216,20	216,05	214,00	-1,13	212,10	248,40	12	2.174
WHRL3	WHIRLPOOL	ON	7,20	7,16	7,44	7,29	7,31	+2,81	7,31	7,39	24	4.500
WHRL4	WHIRLPOOL	PN	8,26	8,26	8,60	8,51	8,60	+1,65	8,55	8,60	96	30.700
W1HR34	WHIRLPOOL CO	DRN	-	-	-	-	-	/	190,00	-	-	-
W1MB34	WILLIAMS COS	DRN	-	-	-	-	-	/	120,00	-	-	-
WSON33	WILSON SONS	DR3 ED	50,50	49,80	50,95	50,05	50,00	-1,67	49,82	50,41	2.848	23.812
W1IX34	WIX.COM LTD	DRN	55,86	55,86	56,40	56,38	56,40	-0,68	50,23	-	2	31
WIZS3	WIZ S.A.	ON ED NM	10,25	10,11	10,53	10,33	10,29	+0,98	10,28	10,29	7.116	2.685.700
WLMM3	WLM IND COM	ON	-	-	-	-	-	/	20,21	20,99	-	-
WLMM4	WLM IND COM	PN	30,00	28,71	30,69	30,04	30,69	+2,3	28,15	30,70	7	1.200
W1DA34	WORKDAY INC	DRN	350,82	349,80	350,82	349,87	349,89	-1,38	288,88	557,09	3	1.626
W1PP34	WPP PLC	DRN	-	-	-	-	-	/	71,90	-	-	-
G1WW34	WW GRAINGER	DRN	57,10	57,10	57,12	57,11	57,12	-0,05	-	-	2	16.840
W1YN34	WYNN RESORTS	DRN	-	-	-	-	-	/	300,08	360,00	-	-
XRXB34	XEROX CORP	DRN	-	-	-	-	-	/	127,00	-	-	-
X1LN34	XILINX INC	DRN	-	-	-	-	-	/	-	380,00	-	-
#YDUQ3	YDUQS PART	ON NM	29,55	29,08	30,01	29,56	29,90	+0,84	29,90	29,91	7.053	1.733.500
Z1BR34	ZEBRA TECHNO	DRN	-	-	-	-	-	/	62,10	-	-	-
Z1IO34	ZIONSBANCORP	DRN	-	-	-	-	-	/	270,00	330,00	-	-
Z1TS34	ZOETIS INC	DRN ED	231,55	230,79	231,55	230,79	230,79	-0,37	-	248,00	2	3.119
Z1OM34	ZOOM VIDEO	DRN	71,84	70,60	72,20	71,21	71,15	-2,46	71,06	71,15	182	49.834
Z1TO34	ZTO EXPRESS	DRN	-	-	-	-	-	/	37,00	48,00	-	-
Z2NG34	ZYNGA INC	DRN	60,15	60,15	60,15	60,15	60,15	-0,33	-	-	5	419

OPÇÃO DE COMPRA

CÓD.	EMPRESA/AÇÃO		EXERC.	ABERT.	MÍN.	MÁX.	MÉD.	FECH.	OSC. (%)	OFERTAS COMPRA	OFERTAS VENDA	NEGS. REALIZADOS NÚM.	NEGS. REALIZADOS QUANTIDADE
21/mai/2021													
ABEVE125	ABEV	ON	12,57	-	-	-	-	-	/	-	4,15	-	-
ABEVE135	ABEV	ON	13,57	1,84	1,84	1,84	1,84	1,84	-23,96	0,10	-	3	20.000
ABEVE140	ABEV	ON	14,07	1,41	1,41	1,41	1,41	1,41	+5,22	1,26	1,80	1	1.100
ABEVE145	ABEV	ON	14,57	1,02	1,02	1,03	1,02	1,03	+3	0,85	1,30	3	167.000
ABEVE17	ABEV	ON	17,07	0,08	0,07	0,10	0,08	0,08	=	0,07	0,09	158	165.100
ABEVE180	ABEV	ON	17,57	0,05	0,04	0,06	0,04	0,05	=	0,05	0,06	98	175.600
ABEVE181	ABEV	ON	18,07	0,03	0,02	0,03	0,02	0,02	-33,33	0,02	0,03	11	12.400
ABEVE185	ABEV	ON	18,57	0,01	0,01	0,02	0,01	0,02	=	0,01	0,02	14	18.600
ABEVE191	ABEV	ON	19,07	0,01	0,01	0,01	0,01	0,01	=	0,01	0,02	4	1.100
ABEVE195	ABEV	ON	19,57	0,01	0,01	0,02	0,01	0,01	-50	-	0,02	17	118.900
ABEVE200	ABEV	ON	20,07	0,01	0,01	0,01	0,01	0,01	=	-	0,02	1	100
ABEVE205	ABEV	ON	20,57	-	-	-	-	-	/	-	0,01	-	-
ABEVE210	ABEV	ON	21,07	-	-	-	-	-	/	-	0,02	-	-
ABEVE220	ABEV	ON	22,07	-	-	-	-	-	/	-	0,01	-	-
ABEVE150	ABEV FM	ON	15,07	0,68	0,63	0,78	0,66	0,63	+3,27	0,62	0,69	78	633.000
ABEVE155	ABEV FM	ON	15,57	0,42	0,39	0,49	0,41	0,40	-11,11	0,39	0,42	167	435.600
ABEVE165	ABEV FM	ON	16,07	0,25	0,23	0,31	0,25	0,24	-7,69	0,23	0,25	204	658.400
ABEVE170	ABEV FM	ON	16,57	0,15	0,12	0,17	0,13	0,12	-20	0,12	0,14	179	275.800
AERIE130	AERI	ON NM	13,00	0,11	0,11	0,12	0,11	0,12	-20	-	0,12	2	2.000
AERIE102	AERIE	ON NM	10,25	-	-	-	-	-	/	0,08	0,60	-	-
AERIE112	AERIE	ON NM	11,25	0,22	0,22	0,22	0,22	0,22	=	-	0,20	1	100
AESBE160	AESB	ON NM	16,00	-	-	-	-	-	/	-	0,50	-	-
AESBE170	AESB	ON NM	17,00	-	-	-	-	-	/	0,03	0,09	-	-
ALPAE420	ALPA	PN N1	42,00	-	-	-	-	-	/	-	0,60	-	-
ALPAE490	ALPA	PN N1	49,00	-	-	-	-	-	/	-	0,05	-	-
ALSOE270	ALSO	ON NM	27,00	0,85	0,85	0,93	0,92	0,93	-25,6	-	-	3	8.600
ALSOE280	ALSO	ON NM	28,00	0,50	0,50	0,55	0,54	0,55	-16,66	0,25	-	2	1.400
ALSOE285	ALSO	ON NM	28,50	-	-	-	-	-	/	0,38	-	-	-
ALSOE302	ALSOE	ON NM	30,25	-	-	-	-	-	/	-	0,30	-	-
AMARE540	AMAR	ON NM	5,40	-	-	-	-	-	/	0,01	-	-	-
AMARE600	AMAR	ON NM	6,00	0,30	0,25	0,30	0,29	0,25	-16,66	0,12	0,30	3	500
AMARE720	AMAR	ON NM	7,20	0,09	0,05	0,09	0,08	0,07	-22,22	0,06	0,07	15	7.200
ARZZE830	ARZZ	ON NM	83,00	-	-	-	-	-	/	-	1,53	-	-
ARZZE880	ARZZ	ON NM	88,00	-	-	-	-	-	/	-	0,90	-	-
ASAIE660	ASAI	ON NM	66,00	-	-	-	-	-	/	0,01	-	-	-
AZULE325	AZUL	PN N2	32,50	-	-	-	-	-	/	-	13,00	-	-
AZULE370	AZUL	PN N2	37,00	-	-	-	-	-	/	2,30	-	-	-
AZULE380	AZUL	PN N2	38,00	3,01	3,01	3,49	3,35	3,49	-2,78	-	3,48	3	700
AZULE390	AZUL	PN N2	39,00	-	-	-	-	-	/	-	3,04	-	-
AZULE400	AZUL	PN N2	40,00	1,85	1,85	1,99	1,92	1,99	+19,16	1,88	1,97	2	200
AZULE410	AZUL	PN N2	41,00	1,45	1,37	1,45	1,41	1,37	+31,73	-	1,50	2	400
AZULE420	AZUL	PN N2	42,00	1,10	1,00	1,14	1,09	1,04	-0,95	1,00	1,15	31	62.000
AZULE460	AZUL	PN N2	46,00	0,30	0,26	0,30	0,29	0,26	-13,33	-	0,30	3	3.600
AZULE480	AZUL	PN N2	48,00	0,20	0,20	0,20	0,20	0,20	+33,33	0,06	0,20	1	1.000
AZULE560	AZUL	PN N2	56,00	-	-	-	-	-	/	-	2,00	-	-
B3SAE520	B3SA	ON NM	50,99	3,00	3,00	3,00	3,00	3,00	-9,63	-	3,70	1	100
B3SAE580	B3SA	ON NM	56,99	0,47	0,45	0,55	0,51	0,52	+8,33	0,50	0,52	22	27.600
B3SAE590	B3SA	ON NM	57,99	0,33	0,31	0,38	0,35	0,37	+5,71	0,31	0,37	24	63.100
B3SAE600	B3SA	ON NM	58,99	0,24	0,22	0,25	0,24	0,23	-4,16	0,20	0,30	15	10.300
B3SAE610	B3SA	ON NM	59,99	0,16	0,15	0,18	0,15	0,16	=	0,05	0,20	51	82.600
B3SAE620	B3SA	ON NM	60,99	0,11	0,10	0,11	0,10	0,11	-8,33	0,11	0,15	10	425.900
B3SAE630	B3SA	ON NM	61,99	0,07	0,07	0,09	0,08	0,09	=	0,06

Machine Translated by Google

Pregão

Continuação

CÓD.	EMPRESA/AÇÃO			EXERC.	ABERT.	MÍN.	MÁX.	MÉD.	FECH.	OSC. (%)	OFERTAS COMPRA	OFERTAS VENDA	NEGS. REALIZADOS NEGOC.	NEGS. REALIZADOS QUANTIDADE
BBAS3305	BBASE	ON	NM	30,52	0,74	0,74	0,92	0,83	0,89	+34,84	0,90	0,92	137	215.300
BBAS3310	BBASE	ON	NM	31,02	0,53	0,53	0,69	0,62	0,67	+36,73	0,53	0,66	158	549.500
BBAS3315	BBASE	ON	NM	31,52	0,44	0,42	0,52	0,47	0,50	+47,05	0,34	0,50	67	117.200
BBAS3320	BBASE	ON	NM	32,02	0,26	0,26	0,37	0,33	0,34	+30,76	0,34	0,37	211	427.500
BBAS3337	BBASE	ON	NM	32,52	0,20	0,20	0,28	0,23	0,26	+36,84	0,25	0,28	54	262.600
BBAS3342	BBASE	ON	NM	33,02	0,12	0,12	0,20	0,15	0,20	+33,33	0,17	0,18	36	69.500
BBAS3347	BBASE	ON	NM	33,52	0,13	0,11	0,14	0,13	0,14	+40	0,07	0,14	26	128.100
BBAS3352	BBASE	ON	NM	34,02	0,08	0,08	0,10	0,08	0,10	+42,85	0,08	0,10	5	15.100
BBAS3357	BBASE	ON	NM	34,52	0,06	0,05	0,07	0,05	0,06	+20	0,05	0,07	16	25.400
BBAS3362	BBASE	ON	NM	35,02	0,09	0,05	0,09	0,05	0,05	-	0,05	0,06	17	65.000
BBAS3367	BBASE	ON	NM	35,52	0,04	0,03	0,04	0,03	0,03	-	0,03	0,04	6	4.700
BBAS3369	BBASE	ON	NM	36,52	-	-	-	-	-	/	0,01	0,30	-	-
BBAS3372	BBASE	ON	NM	36,02	-	-	-	-	-	/	0,02	0,03	-	-
BBAS3374	BBASE	ON	NM	37,02	-	-	-	-	-	/	0,01	0,04	-	-
BBAS3385	BBASE	ON	NM	38,02	-	-	-	-	-	/	-	0,02	-	-
BBAS3395	BBASE	ON	NM	39,02	0,01	0,01	0,01	0,01	0,01	-	-	0,02	2	1.100
BBAS3400	BBASE	ON	NM	39,52	0,01	0,01	0,01	0,01	0,01	-	-	0,01	7	18.900
BBAS3415	BBASE	ON	NM	41,02	-	-	-	-	-	/	-	0,02	-	-
BBAS3420	BBASE	ON	NM	41,52	0,01	0,01	0,01	0,01	0,01	-	-	0,01	1	1.000
BBAS3475	BBASE	ON	NM	47,02	-	-	-	-	-	/	-	0,01	-	-
BBAS3830	BBASE	ON	NM	82,52	-	-	-	-	-	/	-	0,01	-	-
BBDC3210	BBDC	/EB	ON	N1	19,05	-	-	-	-	-	/	1,00	-	-
BBDC3225	BBDC	/EB	ON	N1	20,42	-	-	-	-	-	/	1,03	-	-
BBDC3235	BBDC	/EB	ON	N1	21,33	0,60	0,60	0,87	0,68	0,87	+89,13	-	-	10	28.230
BBDC3245	BBDC	/EB	ON	N1	22,24	0,37	0,32	0,46	0,41	0,46	+130	0,28	-	7	22.140
BBDC3255	BBDC	/EB	ON	N1	23,15	0,14	0,13	0,25	0,18	0,25	+212,5	-	0,25	18	88.750
BBDC3265	BBDC	/EB	ON	N1	24,05	0,07	0,07	0,09	0,08	0,09	+50	-	0,15	5	10.700
BBDC3270	BBDC	/EB	ON	N1	24,51	0,09	0,09	0,09	0,09	0,09	+50	0,03	0,13	4	10.000
BBDC3275	BBDC	/EB	ON	N1	24,96	0,04	0,04	0,08	0,04	0,08	+33,33	0,01	0,09	2	10.100
BBDC3280	BBDC	/EB	ON	N1	25,42	0,08	0,08	0,09	0,08	0,09	+12,5	0,02	0,09	2	1.100
BBDC3285	BBDC	/EB	ON	N1	25,87	0,03	0,03	0,03	0,03	0,03	-	-	0,10	3	5.100
BBDC3198	BBDC	/EB	PN	N1	19,94	-	-	-	-	-	/	0,21	-	-	-
BBDC3204	BBDC	/EB	PN	N1	20,85	3,45	3,45	3,98	3,71	3,98	+33,55	-	-	2	200
BBDC3214	BBDC	/EB	PN	N1	20,39	-	-	-	-	-	/	-	6,51	-	-
BBDC3221	BBDC	/EB	PN	N1	21,75	2,60	2,60	3,12	2,67	3,12	+31,65	-	-	3	25.000
BBDC3240	BBDC	/EB	PN	N1	22,21	2,15	2,15	2,38	2,23	2,37	+31,66	-	-	11	37.090
BBDC3256	BBDC	/EB	PN	N1	24,48	0,42	0,42	1,05	0,73	1,02	+148,78	0,92	1,02	1.267	4.289.410
BBDC3258	BBDC	/EB	PN	N1	23,12	1,30	1,15	1,95	1,55	1,92	+100	1,60	1,95	91	3.845.050
BBDC3264	BBDC	/EB	PN	N1	24,03	0,67	0,66	1,34	1,10	1,32	+106,25	0,93	1,32	2.107	6.565.070
BBDC3271	BBDC	/EB	PN	N1	25,39	0,25	0,25	0,61	0,37	0,58	+190	0,55	0,58	949	1.114.420
BBDC3274	BBDC	/EB	PN	N1	26,30	0,12	0,12	0,31	0,18	0,31	+210	0,30	0,35	301	718.680
BBDC3294	BBDC	/EB	PN	N1	26,75	0,08	0,08	0,24	0,19	0,24	+242,85	0,22	0,24	541	1.743.370
BBDC3298	BBDC	/EB	PN	N1	27,66	0,04	0,05	0,12	0,09	0,12	+200	0,11	-	16	222.800
BBDC3303	BBDC	/EB	PN	N1	27,31	0,04	0,04	0,16	0,09	0,16	+566,66	0,16	0,20	7.954	1.083.090
BBDC3220	BBDC	FIN	ON	N1	19,96	1,52	1,50	1,66	1,52	1,66	+50,9	0,95	-	7	31.300
BBDC3230	BBDC	FIN	ON	N1	20,87	0,71	0,69	1,20	1,08	1,20	+103,38	0,01	1,31	18	64.700
BBDC3240	BBDC	FIN	ON	N1	21,78	0,44	0,44	0,68	0,60	0,68	+172	0,25	0,70	17	58.470
BBDC3250	BBDC	FIN	ON	N1	22,69	0,21	0,20	0,31	0,24	0,31	+158,33	0,02	0,35	32	32.340
BBDC3260	BBDC	FIN	ON	N1	23,60	0,11	0,10	0,15	0,10	0,15	+87,5	0,07	0,19	6	10.300
BBDC3238	BBDC	FIN	PN	N1	22,66	1,45	1,45	2,35	1,89	2,35	+78,03	1,72	2,90	134	558.110
BBDC3243	BBDC	FIN	PN	N1	23,57	0,83	0,81	1,64	1,22	1,58	+100	1,55	1,58	2.918	6.876.060
BBDC3278	BBDC	FIN	PN	N1	24,94	0,34	0,34	0,81	0,61	0,77	+148,38	0,74	0,77	8.941	6.614.380
BBDC3279	BBDC	FIN	PN	N1	25,85	0,18	0,15	0,44	0,30	0,43	+186,66	0,43	0,45	879	3.121.720
BBDC3171	BBDC	/EB	PN	N1	35,16	-	-	-	-	-	/	-	0,01	-	-
BBDC3276	BBDC	/EB	PN	N1	20,16	-	-	-	-	-	/	-	5,53	-	-
BBDC3236	BBDC	/EB	PN	N1	21,07	-	-	-	-	-	/	1,34	-	-	-
BBDC3293	BBDC	/EB	PN	N1	37,89	-	-	-	-	-	/	-	0,01	-	-
BBDC3321	BBDC	/EB	PN	N1	29,75	-	-	-	-	-	/	0,01	0,10	-	-
BBDC3326	BBDC	/EB	PN	N1	29,71	-	-	-	-	-	/	0,01	0,04	-	-
BBDC3336	BBDC	/EB	PN	N1	30,62	-	-	-	-	-	/	-	0,02	-	-
BBDC3341	BBDC	/EB	PN	N1	31,07	-	-	-	-	-	/	0,01	0,02	-	-
BBDC3357	BBDC	/EB	PN	N1	32,44	-	-	-	-	-	/	-	0,01	-	-
BBDC3231	BBDCI	/I	PN	N1	24,25	0,68	0,63	1,20	0,83	1,20	+150	1,00	1,20	324	658.510
BBDC3233	BBDCI	/I	PN	N1	22,35	1,02	0,90	1,77	1,41	1,77	+333,44	0,90	1,80	107	184.110
BBDC3239	BBDCI	/I	PN	N1	22,89	1,66	1,64	2,10	1,74	2,10	+81,03	-	2,25	224	95.410
BBDC3241	BBDCI	/I	PN	N1	21,53	3,00	3,00	3,00	3,00	3,00	+18,57	2,00	3,98	4	5.310
BBDC3246	BBDCI	/I	PN	N1	22,44	2,30	2,15	2,30	2,14	2,16	+54,28	2,00	-	3	2.100
BBDC3257	BBDCI	/I	PN	N1	26,53	0,15	0,13	0,28	0,14	0,28	+211,11	0,22	0,28	80	301.010
BBDC3261	BBDCI	/I	PN	N1	23,80	0,70	0,70	1,47	1,04	1,47	+110	1,00	1,47	380	988.010
BBDC3266	BBDCI	/I	PN	N1	25,62	0,23	0,21	0,52	0,37	0,50	+177,27	0,45	0,50	205	1.195.090
BBDC3276	BBDCI	/I	PN	N1	24,71	0,47	0,43	0,92	0,60	0,83	+144,11	0,83	0,98	297	1.053.690
BBDC3281	BBDCI	/I	PN	N1	25,16	0,30	0,26	0,70	0,48	0,65	+170,83	0,65	0,66	222	688.650
BBDC3284	BBDCI	/I	PN	N1	26,07	0,17	0,13	0,38	0,24	0,37	+208,33	0,20	0,40	595	1.555.160
BBDC3286	BBDCI	/I	PN	N1	26,98	0,07	0,07	0,18	0,11	0,17	+183,33	0,17	0,20	197	750.020
BBDC3308	BBDCI	/I	PN	N1	28,80	0,03	0,02	0,03	0,02	0,03	-	0,02	0,06	11	19.700
BBDC3311	BBDCI	/I	PN	N1	27,89	0,06	0,05	0,10	0,06	0,10	+150	0,06	0,10	26	99.330
BBDC3316	BBDCI	/I	PN	N1	28,35	0,04	0,03	0,05	0,03	0,05	+25	0,04	0,09	18	67.530
BBDC3321	BBDCI	/I	PN	N1	30,16	0,02	0,02	0,02	0,02	0,02	-	-	0,02	3	14.000
BBSE3240	BBSE		ON	NM	24,02	0,20	0,10	0,20	0,13	0,16	-5,88	0,13	0,16	139	503.000
BBSE3255	BBSE		ON	NM	25,02	0,09	0,05	0,10	0,07	0,10	+66,66	0,06	0,11	30	50.600
BBSE3265	BBSE		ON	NM	26,02	0,06	0,03	0,06	0,03	0,04	-	0,03	0,06	16	2.500
BBSE3270	BBSE		ON	NM	26,52	0,02	0,02	0,02	0,02	0,02	-	0,01	0,05	5	2.300
BBSE3275	BBSE		ON	NM	27,02	0,01	0,01	0,02	0,01	0,02	-33,33	0,01	0,05	3	2.100
BBSE3280	BBSE		ON	NM	27,52	-	-	-	-	-	/	0,01	0,02	-	-
BBSE3285	BBSE		ON	NM	28,02	-	-	-	-	-	/	0,01	0,02	-	-
BBSE3290	BBSE		ON	NM	28,52	-	-	-	-	-	/	-	0,02	-	-
BBSE3295	BBSE		ON	NM	29,02	-	-	-	-	-	/	-	0,20	-	-
BBSE3305	BBSE		ON	NM	30,02	-	-	-	-	-	/	-	0,02	-	-
BBSE3310	BBSE		ON	NM	30,52	-	-	-	-	-	/	-	0,16	-	-
BBSE3315	BBSE		ON	NM	31,02	-	-	-	-	-	/	-	0,05	-	-
BBSE3220	BBSE	FIN	ON	NM	22,02	0,84	0,75	0,97	0,86	0,89	-2,26	-	-	30	29.800
BBSE3230	BBSE	FIN	ON	NM	23,02	0,40	0,30	0,43	0,36	0,40	+5,26	0,36	0,50	61	94.500
BBSE3235	BBSE	FIN	ON	NM	23,52	0,20	0,15	0,28	0,21	0,26	+23,8	0,14	0,26	67	36.000
BBSE3250	BBSE	FIN	ON	NM	24,52	0,10	0,07	0,10	0,09	0,09	+12,5	0,08	0,10	30	34.300
BBSE3260	BBSE	FIN	ON	NM	25,52	0,03	0,03	0,06	0,04	0,05	-	0,03	0,07	21	50.700
BEEF3110	BEEF		ON	NM	10,27	0,46	0,26	0,55	0,33	0,30	-30,23	0,26	0,30	59	470.000
BEEF3125	BEEF		ON	NM	11,27	0,11	0,04	0,11	0,06	0,05	+150	0,05	0,07	40	61.500
BEEF3180	BEEF		ON	NM	9,07	1,10	1,00	1,10	1,03	1,00	-48,71	-	1,50	6	4.500
BEEF3102	BEEF		ON	NM	9,52	1,03	0,79	1,03	0,91	0,79	-23,3	0,51	1,03	2	200
BEEF3107	BEEF		ON	NM	10,02	0,71	0,30	0,71	0,34	0,36	-49,29	0,27	0,70	4	35.700
BEEF3117	BEEF		ON	NM	10,52	0,30	0,21	0,35	0,24	0,24	-20	0,21	0,24	47	48.600
BEEF3122	BEEF		ON	NM	11,52	0,13	0,07	0,17	0,09	0,09	-18,18	0,07	0,09	63	187.000
BEEF3132	BEEF		ON	NM	12,52	0,05	0,03	0,05	0,03	0,05	-	0,02	0,05	7	5.600
BEEF3147	BEEF		ON	NM	13,52	-	-	-	-	-	/	0,01	0,05	-	-
BEEF3152	BEEF		ON	NM	14,52	-	-	-	-	-	/	0,01	-	-	-
BOVA3100	BOVA		D		100,00	-	-	-	-	-	/	0,01	-	-	-
BOVA3102	BOVA		D		102,00	-	-	-	-	-	/	0,03	-	-	-
BOVA3104	BOVA		D		104,00	-	-	-	-	-	/	0,04	-	-	-
BOVA3106	BOVA		D		106,00	-	-	-	-	-	/	8,30	-	-	-
BOVA3108	BOVA		D		108,00	8,30	8,30	9,00	8,43	9,00	+5,26	8,00	9,83	6	2.302
BOVA3110	BOVA		D		110,00	6,50	6,50	7,56	6,89	7,54	+25,66	6,60	7,56	44	5.874
BOVA3112	BOVA		D		112,00	5,00	4,95	5,86	5,43	5,84	+26,56	5,50	5,85	163	65.380
BOVA3122	BOVA		D		122,00	0,48	0,41	0,57	0,51	0,54	+38,46	0,49	0,57	277	390.302
BOVA3124	BOVA		D		124,00	0,24	0,20	0,30	0,24	0,30	+57,89	0,27	0,38	85	158.755
BOVA3126	BOVA		D		126,00	0,11	0,11	0,15	0,12	0,15	+50	0,14	0,18	64	194.239
BOVA3128	BOVA		D		128,00	0,06	0,05	0,09	0,06	0,09	+50	0,08	0,15	38	92.525
BOVA3130	BOVA		D		130,00	0,04	0,02	0,04	0,03	0,04	+33,33	0,04	0,05	43	75.142
BOVA3132	BOVA		D		132,00	0,02	0,02	0,03	0,02	0,03	+50	0,02	0,04	11	55.100
BOVA3134	BOVA		D		134,00	0,01	0,01	0,03	0,01	0,02	-	-	0,03	15	2.903
BOVA3138	BOVA		D		138,00	0,02	0,01	0,02	0,01	0,01	-	-	0,02	3	4.000
BOVA3142	BOVA		D		142,00	0,01	0,01	0,01	0,01	0,01	-	-	0,01	1	100
BOVA3420	BOVA		D		42,00	-	-	-	-	-	/	0,01	85,01	-	-
BOVA3910	BOVA		D		91,00	-	-	-	-	-	/	0,01	-	-	-
BOVA3950	BOVA		D		95,00	-	-	-	-	-	/	0,01	-	-	-
BOVA3960	BOVA		D		96,00	20,35	20,30	21,35	20,61	21,35	-	-	-	32	80.500
BOVA3970	BOVA		D		97,00	19,15	19,11	19,80	19,42	19,70	-0,5	-	-	11	29.400
BOVA3990	BOVA		D		99,00	-	-	-	-	-	/	0,01	-	-	-
BOVA3114	BOVA	FIN	D		114,00	2,47	3,05	4,31	3,84	4,28	+31,69	3,90	4,30	1.996	155.098
BOVA3116	BOVA	FIN	D		116,00	2,22	2,22	2,99	2,68	2,94	+40	2,81	2,99	741	179.599
BOVA3118	BOVA	FIN	D		118,00	1,42	0,94	1,95	1,66	1,95	+50	1,81	1,95	2.722	245.797
BOVA3120	BOVA	FIN	D		120,00	0,86	0,77	1,07	0,95	1,02	+37,83	0,99	1,06	291	675.580
BOVA3137	BOVA		D		123,00	0,32	0,32	0,41	0,37	0,39	+62,5	0,05	-	7	4.380
BOVA3111	BOVA		D		125,00	0,20	0,20	0,20	0,20	0,20	+42,85	0,15	0,27	1	53
BOVA3121	BOVA		D		121,00	0,58	0,56	0,80	0,69	0,78	+44,44	0,75	0,80	51	88.997
BOVA3173	BOVA		D		105,00	-	-	-	-	-	/	10,00	-	-	-
BOVA3179	BOVA		D		109,00	-	-	-	-	-	/	0,01	-	-	-
BOVA3183	BOVA		D		111,00	7,36	7,36	7,36	7,36	7,36	+53,97	4,93	-	1	2
BOVA3187	BOVA		D		113,00	4,00	4,00	4,21	4,12	4,21	+10,78	0,01	-	2	12
BOVA3191	BOVA		D		115,00	2,98	2,98	3,60	3,17	3,51	+30	2,25	4,78	18	2.506
BOVA3195	BOVA		D		117,00	2,06	1,88	2,41	2,13	2,40	+80,35	1,60	2,45	243	11.334
BOVA3199	BOVA		D		119,00	1,05	1,05	1,45	1,25	1,39	+46,31	0,82	1,50	26	91.049
BOVA3122	BOVA	FIN	D		122,00	-	-	-	-	-	/	2,12	-	-	-

Economic indicators

Dollar

		29/04/2021	28/04/2021	27/04/2021
COMMERCIAL*	PURCHASE BRL 5.3350		R$ 5,3610	R$ 5,4600
	SALE	R$ 5,3370	R$ 5,3620	R$ 5,4610
PTAX (BC)	PURCHASE BRL 5.3656		R$ 5,3999	R$ 5,4418
	SALE	R$ 5,3662	R$ 5,4005	R$ 5,4424
TOURISM*	BUY BRL 5.3370		R$ 5,3670	R$ 5,4900
	SALE	R$ 5,5130	R$ 5,5370	R$ 5,6200

Source: BC - *UOL

Gold

	29/04/2021	28/04/2021	27/04/2021
New York (troy ounce)	US$ 1.772,36	US$ 1.781,68	US$ 1.776,92
BM&F-SP (g)	R$ 304,86	R$ 308,03	R$ 311,13

Source: Gold Price

Selic rates

	Federal Taxes (%) 0.28	**Meta da Taxa aa (%)**
April	0.24	3,00
May	0.21	3,00
June	0.19	2,25
July	0.16	2,25
August	0.16	2,00
September	0.16	2,00
October	0.15	2,00
November	0.16	2,00
December	0.15	2.00
January	0.13	2,00
February	0.20	2,00
March		2,75

International Bookings

04/28 .... US$ 351,103 million

Font: BCB-DSTAT

Income tax

Calculation Basis (BRL)	**Rate (%)**	**installment to deduct (BRL)**
Up to 1,903.98	Free	Free
From 1,903.99 to 2,826.65	7,5	142,80
From 2,826.66 to 3,751.05	15	354,80
From 3,751.06 to 4,664.68	22,5	636,13
Above 4,664.68	27,5	869,36

Deductions:

a) BRL 189.59 per dependent (unlimited).

b) Additional range of BRL 1,903.98 for retirees, pensioners and transferred to the remunerated reserve over the age of 65.

c) Social security contribution.

d) Alimony.

Note: To calculate the amount payable, apply the rate and then the installment to be deducted.

Source: Federal Revenue Secretariat - As of April of calendar year 2015

Inflation

Indexes	April	May	June	July	August		Set.	Out.	Nov.	Ten.	Jan.	Feb.	March	In year	12 months
IGP-M (FGV)	0,80%	0,28%	1,56%	2,23%		2,74%	4,34%	3,23%	3,28%	0,96%	2,58%	2,53%	2,94%	8,26%	31,10%
IPC-Fipe	-0,30%	0,24%	0,39%	0,25%		0,78%	1,12%	1,19%	1,03%	0,79%	0,86%	0,23%	0,71%	1,81%	6,99%
IGP-DI (FGV)	0,05%	1,07%	1,60%	2,34%		3,87%	3,30%	3,86%	2,64%	0,76%	2,91%	2,71%	2,17%	7,99%	30,63%
INPC-IBGE	-0,23%	-0,25%	0,30%	0,44%		0,36%	0,87%	0,89%	0,95%	1,46%	0,27%	0,82%	0,86%	1,96%	6,94%
IPCA-IBGE	-0,31%	-0,38%	0,26%	0,36%		0,24%	0,64%	0,86%	0,89%	1,35%	0,25%	0,86%	0,93%	2,05%	6,10%
ICV-DIEESE														- 0,76%	3,07%
IPCA-IPEAD	-0,08%	-0,39%	0,33%	0,17%		0,44%	0,64%	0,69%	0,61%	1,25%	0,93%	0,32%	1,24%	2,51%	6,32%

Salary/CUB/UPC/Ufemg/TJLP

	April	May	June July 1,045.00	August	Set.	Out.	Nov.	Ten.	Jan.	Fev.	March
Salary 1,045.00 **CUB-MG* (%)**	1,045.00	1,045.00	0.33 0.41 23.54	1,045.00	1.045,00	1.045,00	1.045,00	1.045,00	1.100,00	1.100,00	1.100,00
0,00 **UPC (R$)** 23,54 **UFEMG**	0.12	23.54	3.7116	1.69	1,26	1,33	1,03	0.98	4,33	1,23	2,05
(R$) 3,7116 **TJLP (&a.a.)** 4,94	23.54	3.7116	4.94 4.91	23.54	23,54	23,54	23,54	23,54	23,54	23,54	23,54
***Source:** Sinduscon-MG	3.7116			3.7116	3,7116	3,7116	3,7116	3.7116	3,9440	3,9440	3,9440
	4.94			4.91	4,91	4,55	4,55	4.55	4,39	4,39	4,39

Exchange rates

CURRENCY/	**PURCHASE CODE** 30	**SALE**
BOLIVIA COUNTRY /	0.7687 35 0.9251 40	0,7857
BOLIVIA COLON/COSTA	0.008669 45 0.6125	0,9349
RICA COLON/EL SALVADOR	55 0.8739 60 0.04368	0,008704
DANISH CROWN CROWN ISLND/	70 0.6404 75 0.2512	0,6133
ISLAN NORWEGIAN	90 0.1012 95 0.04016	0,874
CROWN SWEDISH CROWN	100 17.8023 115	0,04379
CZECH CROWN	0.003675 125 7.5572	0,6405
DINAR ALGELIN	133 0.0552 145	0,2513
DINAR/KWAIT DINAR/	1.4606 150 4.1621	0,1053
BAHRAIN DINAR/	155 5.3656 160	0,04026
IRAQ DINAR/JORDAN	5.3656 165 4.3641	17,8398
DINAR SERVIO	170 0.0255 190	0,003681
DIRHAM/ARAB EMIR.	6.4259 195 4.044 205	7,5794
AUSTRALIAN	0.6912 2 10 0.7861	0,05528
HOME DOLLAR /BAHAMAS	220 5.3656 345	1,4611
DOLLAR/BERMUDA	0.01803 425 5.8956	4,1636
CANADIAN DOLLAR	450 0.0008211 470	5,3662
GUIANA DOLLAR	0.04924 535 0.3415	5,3662
CAYMAN DOLLAR	540 7.4872 560	4,366
SINGAPORE DOLLAR	0.003534 570 7.4866	0,0258
HONG KONG	640 0.1925 642	6,5045
DOLLAR EASTERN	0.6518 660 1.4168	4,046
CARIBBEAN DOLLAR US	665 0.07241 715 0	0,6913
FORINT/HUNGARY SWISS FRANC	.007586 720 0.001445	0,7939
GUARANI/PARAGUAY	725 0.2236 730	5,3662
YEN LIBRA/EGYPT	0.09435 735 0.111	0,01804
Pound STERLING	741 0.2665 745 0.1219	5,8982
LIBRA/LIBANO LIBRA/	770 0.6946 775	0,0008234
SIRIA,	0.003429 779 0.8599	0,04926
REP NEW	796 0.8296 800 1.4733	0,3438
DOLLAR/TAIWAN LIRA	805 13.933 810	7,4891
TURCA NOVO	0.02086 815 0.0001278	0,003564
SOL/PERU PESO	820 1.4308 825	7,4928
ARGENTINO PESO CHILE	0.001322 828 1.3071	0,1926
PESO/	830 0.07193 865	0,6527
COLOMBIA PESO/	0.0003712 870 0.3462	1,4181
CUBA PESO/REP.	880 1.6509 930	0,07243
DOMINIC PESO/	0.004839 975 1.4221	0,00759
PHILIPPINES PESO/	978 6.4972	0,001447
MEXICO PESO/		0,2236
URUGUAYAN QUETZEL/		0,09456
GUATEMALA RANDE/		0,111
SOUTH AFRICA		0,2668
RENMIMBI IUAN		0,1221
RENMINBI HONG KONG RIAL/		0,696
QATAR RIAL/OMA RIAL/		0,003462
YEMEN RIAL/IRAN,		0,8606
REP RIAL/SAUDI ARAB		0,8297
RINGGIT/		1,4742
MALAYSIA		13,9382
RUBLE/RUSSIA		0,02171
RUPIE/INDIA RUPIE /		0,0001278
INDONESIA RUPIE/		1,431
PAKISTAN SHEKEL/		0,001329
ISRAEL WON		1,3088
SOUTH KOREA		0,072
ZLOTY/POLAND EURO		0,0003715
Source: Central Bank /		0,348
Thomson Reuters		1,6527
		0,004842
		1,4228
		6,4995

Contribution to INSS

TABLE OF CONTRIBUTIONS FROM 01/01/2021

Contribution table for insured employees, including domestic workers, and independent workers

Contribution salary (BRL)	**Aliquot (%)**
Up to R$ 1,100.00	7,50
From R$ 1,100.01 to R$ 2,203.48	9,00
From R$ 2,203.49 to R$ 3,305.22	12,00
From R$ 3,305.23 to R$ 6,433.57	14,00

CONTRIBUTION OF SELF-INSURED INSURED, ENTREPRENEUR AND OPTIONAL

Base salary (BRL)	**Rate %** 20 20	**Contribution (BRL)**
Minimum Value 1,100.00		220,00
Maximum Value 6,433.57		1.286,71

FAMILY SALARY QUOTES

	Remuneration	**Share unit value**
As of 01/01/2021		
(Ordinance ME 914/2020)	Up to BRL 1,503.25	R$ 51,27

Source: Ministry of Labor and Social Security - Validity: January/2021

FGTS

Income ratios (Monthly JAM Coefficients)

Deposit Competence	**Credit**	**3% ***	**6%**
October/2020	December/2020	0,2466	0,4867
November/2020	January/2021	0,2466	0,4867

Fee that should be used to

Machine Translated by Google

DC MORE

dcmais@diariodocomercio.com.br

LIVE OUT LOUD

The Quixote Bookshop

ROGÉRIO FARIA TAVARES*

Culture is the soil on which the ways of being and living of a people rise.

Through it, different communities define and express their relationships with the world and what they are able to extract from it, both to overcome the present and to dream of the future.

The arts provide the creative contours through which this process takes place.

As essential, then, as air and water, culture and the arts are food for the soul, the mind and – make no mistake about it – also for the body. Therefore, it is easy to know when a city treats its inhabitants well. Among the main indicators are, undoubtedly, the appreciation of education and health and respect for the environment. But from no responsible list will the stimulus to cultural and artistic life be left out .

Among other benefits, the so-called 'creative economy' mobilizes an extensive production chain, generating jobs and income and realizing the ideals of inclusion foreseen by the Citizen's Constitution of 88 and by the legislation that followed it . After all, culture is neither a favor nor a privilege. It's right.

Like many Brazilian municipalities, Belo Horizonte is home to first-rate cultural manifestations, led by high-quality artists and managers.

A place where the groups Corpo and Galpão, Mimulus and Fundação de Educação Artística, by dear Berenice Menegale, operate, it is, however, in the intimate connection with books that she aligns, in an emblematic way, with her origin and her more than a century old history.

Since the days of Curral Del Rei, writers and readers have circulated here.

During the construction of the new capital, Alfredo Camarate published very tasty texts. In 1903, Avelino Fóscolo launched "A capital", the first novel set in Beagá. Over the decades, the city's love of literature has grown ever more evident, it suffices, to prove it, to consult the legacies of Drummond and Nava, to name just two.

DISCLOSURE

Belo Horizonte has already accepted losing the Metrópole, Pathé, Savassi Cineclube and Usina cinemas, the Mineiriana and Van Damme bookstores. We will not, in any way, be without Quixote

Essential links in this chain that forms literary life, bookstores give the measure of how civilized a city is. It's like that all over the world.

In addition to selling points, they are spaces for sociability and encounter , for dialogue, reflection and criticism. And of resistance against ignorance, truculence and barbarism. Defending them, therefore, and even more so now, during the pandemic, is an attitude that cannot be given up.

Founded in 2003, by Alencar Perdigão (also owner of the great publisher 'Quixote + Do', with Luciana Tanure), and always at the same address, at Rua Fernandes Tourinho, 274, in its eighteen years, the Quixote bookshop has established itself as a reference of intelligence and appreciation for the cultural activities of the city. It is the promoter, for example, of the "Festival Livro na Rua", Flir. Closed for about seven months due to health protocols, it has now launched a 'shopping voucher' sales campaign , essential to keep up. Customers can acquire, by bank transfer, coupons of different values and redeem the books until the end of December, with delivery at home or directly at the store, which is always a pleasure.

After all, there it is possible to chat with Alencar himself, Cláudia (his wife and partner) and the competent booksellers Andrea Ledo and Bruno Zattar, with whom it is always good to talk about books and literature (they both know what they are talking about). . Belo Horizonte has already accepted losing the Metrópole, Pathé, Savassi Cineclube and Usina cinemas, the Mineiriana and Van Damme bookstores.

We will not, under any circumstances, be without Quixote.

*** Journalist. Doctor of Literature. President of the Minas Gerais Academy of Letters.**

Body Group Classes

Grupo Corpo holds, in May, always on Fridays -fairs, another season of *online* dance *workshop* , free and for all ages. Through the company's YouTube channel *(www.youtube. com/ grupocorpooficial),* on the 7th, 14th, 21st and 28th of May, from 7:30 pm, anyone can have the privilege of dancing virtually with the professional dancers. This time, classes will be inspired by movements from the acclaimed shows "Nazareth" (1993), with music by Ernesto Nazareth; "O Corpo" (2000), with a soundtrack by Arnaldo Antunes; "Onqotô" (2005), with a soundtrack by Caetano Veloso and José Miguel Wisnik, and "Gira" (2017), with music by the trio Metá

Goal. Just access the channel and follow the sequence of movements, all adapted so that everyone can follow along.

Belo Horizonte Short Film Festival

The Clóvis Salgado Foundation and the Pro-Culture and Arts Promotion Association (APPA), through Cine Humberto Mauro, open registrations today for the 23rd FESTCURTASBH – Belo Horizonte International Short Film Festival, one of the most important events for the dissemination and promotion of world production of short films. -films in Brazil. Filmmakers with short films completed in 2020 or 2021 have until June 13, 2021 to apply. The Festival notice is available on the Clóvis Salgado Foundation website , on the *website* at FESTCURTASBH and on the APPA *website .* Entries are free and must be made exclusively through the *Shortfilmdepot online* platform or through the FESTCURTASBH Festival *website .*

Soundtracks

The almost centenary Oscar has soundtracks as an important category of the seventh art. Despite the 'mature age' of the award, to date only four women have won statuettes for their songs. Composer Rachel Portman pioneered Douglas McGrath's film Emma. Their work in the film music scene is remembered by director and writer João Batista Melo on the Cinematographer program, on Rede Minas, today at 8:30 pm.

The attraction also features a chat with a team that understands the subject to talk about their participation in national cinema. Professor Roberta Veiga, journalist and researcher Mariana Tavares and critic Camila Vieira, also co-author of the book "Women behind the cameras: Brazilian filmmakers from 1930 to 2018" present themselves together and talk about the insertion of women in Brazilian works to the work of notable female figures of the seventh art in the country. The public can also check out the program at the same time, on the broadcaster's *website : redeminas.tv*

Funed makes part of the historical collection available

The Ezequiel Dias Foundation (Funed) made available this week in part of its *online historical collection,* with the title "Memories of Science – objects used in scientific research in the early 20th century". The objective is to enable, in the current context of social isolation, access to the Institution's collection and tell a little of its history, through the technical objects that were used by various professionals in the context of scientific research focused on public health.

According to the head of Funed's Extension and Scientific Dissemination Division, Marina Rezende , the collection comprises optical objects, containers and measuring instruments that date back to the beginning of the 20th century. "This is an action that aims to expand access by different audiences to part of the historical collection available at the Foundation, as we know that knowing is a fundamental step to preserve", he says.

In all, 30 historical objects These will include, among them, a flexible microscope that belonged to the patron of the Foundation, physician and researcher Ezequiel Dias. The instrument was widely used in field research, as its folding feature facilitated its use in different environments.

An English chest of drawers donated by the president of the Morro Velho Mine, located in Nova Lima, will also be on display, in gratitude for the reception that the directors of the then Ezequiel Dias Institute gave to Queen Elizabeth in the 1930s . contain snakes.

A Funed Income and Expense book will also be on display, with records of the institution from its creation in 1907 to 1941.

In it, there are invoices, receipts, purchase and sale statements, a list of the institution's first employees and information on tax collection.

For the Foundation's historian, Fabiana Melo Neves, to provide these objects have a very great symbolic value , as memory is a fundamental element in the formation of people's cultural identity, since it supports the constitution of senses and assigns meanings. "Preserving the institutional heritage is not just rescuing, but understanding the differences and recognizing the limits of each era. Preserving the pillars of the institution is keeping its memory, knowledge and identity alive", he believes.

Access to virtual collections is growing and, during social isolation , this work gains even more relevance, as it is a way of guaranteeing people's permanent access to scientific content . Institutions such as the Oswaldo Cruz Foundation (Fiocruz) and the Butantan Institute have also already made part of their collections available on virtual platforms.

According to Fabiana, most museums currently promote online exhibitions. "In Minas Gerais, Funed is an institution pioneer. It is one of the first Science and Health institutions to join the Tainacan project, which is part of the Brazilian Institute of Museums (Ibram). The objects in the exhibition are records of Funed's history, but they do not only retell the institutional history.

They reflect the marks of the people who worked there and contributed to building what we seek to preserve", adds Fabiana.

The Tainacan platform was chosen because it is free access *software* and is already part of Ibram's projects. According to José Junior Santos, head of the Scientific, Historical and Cultural Information Service , the idea is to expand the number of objects and documents available within the scope of Tainacan. The idea is to provide content that arouses the curiosity of the general public and offers the opportunity to learn a little more about the history of Funed and health sciences as a whole.

In addition to the pieces from the collection, the Funed has a historical collection of approximately 76,000 volumes. Rare works stand out , such as the main books on basic science and the great treatises on microbiology, anatomy , histology, zoology and botany (ten volumes of Flora Brasiliense by Von Martius), in addition to the complete collection of Hippocrates, translated by Litré, in addition to national periodicals such as Brasil Médico, Gazeta Médica da Bahia,

The Hospital and other Latin ones such as La Semana Médica complete the collection of rarities. The collection is open to the public, but due to the pandemic, visits are temporarily suspended.

www.facebook.com/DiariodoComercio
www.twitter.com/diario_comercio
dcmais@diariodocomercio.com.br
Phone: (31) 3469-2067