

USPTO PATENT FULL-TEXT AND IMAGE DATABASE

[Home](#)[Quick](#)[Advanced](#)[Pat Num](#)[Help](#)[Bottom](#)[View Cart](#)

Searching US Patent Collection...

Results of Search in US Patent Collection db for:

AN/"Monogram Biosciences, Inc": 48 patents.

Hits 1 through 48 out of 48



Jump To
































Refine Search

AN/"Monogram Biosciences, Inc"

PAT. NO.

Title

- 1 [10,550,441](#)  [Compositions and methods for determining resistance to inhibitors of virus entry using recombinant virus assays](#)
- 2 [10,416,162](#)  [Her2 diagnostic methods](#)
- 3 [10,385,411](#)  [Methods for determining resistance or susceptibility to HIV entry inhibitors](#)
- 4 [10,202,658](#)  [Methods for determining hypersusceptibility of HIV-1 to non-nucleoside reverse transcriptase inhibitors](#)
- 5 [10,161,931](#)  [Methods for determining susceptibility to coreceptor inhibitors](#)
- 6 [9,939,447](#)  [Methods and compositions for analyzing proteins](#)
- 7 [9,841,425](#)  [Methods for evaluating viral receptor/co-receptor usage and inhibitors of virus entry using recombinant virus assays](#)
- 8 [9,506,121](#)  [Methods for determining resistance or susceptibility to HIV entry inhibitors](#)
- 9 [9,493,847](#)  [Molecular determinants in the HIV-1 envelope associated with enhanced ability to enter CXCR4-expressing cells](#)
- 10 [9,175,355](#)  [Methods for determining the presence of antibodies blocking viral infection](#)
- 11 [9,110,075](#)  [Compositions for analyzing proteins](#)
- 12 [8,637,252](#)  [Methods and compositions for determining altered susceptibility of HIV-1 to anti-HIV drugs](#)
- 13 [8,603,736](#)  [Compositions and methods for determining resistance to inhibitors of virus entry using recombinant virus assays](#)
- 14 [RE44,437](#)  [Methods for detecting receptor complexes comprising PI3K](#)
- 15 [8,247,180](#)  [Measuring receptor homodimerization](#)
- 16 [8,198,031](#)  [Detecting and profiling molecular complexes](#)
- 17 [8,178,291](#)  [Methods and compositions for determining hypersusceptibility of HIV-1 to non-nucleoside reverse transcriptase inhibitors](#)

- 18 [8,114,585](#)  [Method for determining human immunodeficiency virus \(HIV\) coreceptor utilization by examining gp41 molecular determinants](#)
- 19 [8,071,284](#)  [Methods and compositions for determining altered susceptibility of HIV-1 to anti-HIV drugs](#)
- 20 [7,993,824](#)  [Compositions and methods for determining the susceptibility of a pathogenic virus to protease inhibitors](#)
- 21 [7,771,929](#)  [Tag library compounds, compositions, kits and methods of use](#)
- 22 [7,648,828](#)  [Methods for detecting receptor complexes comprising PI3K](#)
- 23 [7,579,143](#)  [Method of assessing the effectiveness of a non-nucleoside reverse transcriptase inhibitor \(NNRTI\) on a human immunodeficiency virus type 1 \(HIV-1\)-infected patient](#)
- 24 [7,553,618](#)  [Method for determining human immunodeficiency virus type 1 \(HIV-1\) hypersusceptibility to the protease inhibitor amprenavir](#)
- 25 [7,537,938](#)  [Biomarker detection in circulating cells](#)
- 26 [7,494,577](#)  [Tandem isotachopheresis/zone electrophoresis method and system](#)
- 27 [7,402,399](#)  [Receptor tyrosine kinase signaling pathway analysis for diagnosis and therapy.](#)
- 28 [7,402,398](#)  [Measuring receptor homodimerization](#)
- 29 [7,402,397](#)  [Detecting and profiling molecular complexes](#)
- 30 [7,384,734](#)  [Compositions and methods for determining the susceptibility of a pathogenic virus to protease inhibitors](#)
- 31 [7,358,052](#)  [Catalytic amplification of multiplexed assay signals](#)
- 32 [7,341,362](#)  [Photoactivation device and method](#)
- 33 [7,312,034](#)  [Universal e-tag primer and probe compositions and methods](#)
- 34 [7,279,585](#)  [Lipophilic electrophoretic probes](#)
- 35 [7,279,279](#)  [Compositions and methods for determining anti-viral drug susceptibility and resistance and anti-viral drug screening](#)
- 36 [7,255,999](#)  [Methods and compositions for analyzing proteins](#)
- 37 [7,247,439](#)  [Method of evaluating a patient antibody response to envelope proteins of a virus](#)
- 38 [7,235,356](#)  [Methods of evaluating cell surface receptor binding of a patient derived population of viral envelope protein constructs](#)
- 39 [7,186,506](#)  [Means and methods for monitoring protease inhibitor antiretroviral therapy and guiding therapeutic decisions in the treatment of HIV/AIDS](#)
- 40 [7,169,551](#)  [Methods of evaluating viral entry inhibitors using patient derived envelope protein constructs](#)
- 41 [7,160,735](#)  [Tagged microparticle compositions and methods](#)
- 42 [7,138,231](#)  [Means and methods for monitoring protease inhibitor antiretroviral therapy and guiding therapeutic decisions in the treatment of HIV/AIDS](#)
- 43 [7,135,300](#)  [Profiling frequencies of receptor heterodimers](#)
- 44 [7,122,319](#)  [Multiplexed immunohistochemical assays using molecular tags](#)
- 45 [7,105,308](#)  [Detecting receptor oligomerization](#)
- 46 [7,097,970](#)  [Methods of evaluating viral entry inhibitors using patient derived envelope protein constructs](#)
- 47 [7,045,311](#)  [Whole cell assay systems for cell surface proteases](#)
- 48 [7,041,459](#)  [Analyzing phosphorylated proteins](#)

[Top](#)[View Cart](#)

[Home](#)[Quick](#)[Advanced](#)[Pat Num](#)[Help](#)