






[focus](#)

- 23 [10,253,292](#)  [System for identifying and picking spectrally distinct colonies](#)
- 24 [10,169,878](#)  [System and method for segmentation of three-dimensional microscope images](#)
- 25 [10,133,053](#)  [Apparatus and method for generating in-focus images using parallel imaging in a microscopy system](#)
- 26 [10,093,960](#)  [Luminescence measurement of biological samples utilizing dual reagents](#)
- 27 [10,082,466](#)  [Methods and systems for optical-based measurement with selectable excitation light paths](#)
- 28 [10,061,974](#)  [Method and system for classifying and identifying individual cells in a microscopy image](#)
- 29 [10,054,776](#)  [Low-autofluorescence and low-reflectance optical components for microscopes, and microscopes utilizing same](#)
- 30 [10,007,997](#)  [System and method for segmentation of three-dimensional microscope images](#)
- 31 [9,939,623](#)  [Microscope system with transillumination-based autofocus for photoluminescence imaging](#)
- 32 [9,928,403](#)  [System and method for image analysis of multi-dimensional data](#)
- 33 [9,892,893](#)  [Cooled photomultiplier tube based light detector with reduced condensation, and related apparatuses and methods](#)
- 34 [9,869,667](#)  [System and method for controlling learning period for adaptive noise cancellation](#)
- 35 [9,863,906](#)  [Apparatus and method for conditioning and reorienting components on an electrophysiology measurement system](#)
- 36 [9,754,378](#)  [System and method for segmentation of three-dimensional microscope images](#)
- 37 [9,646,468](#)  [Sample-processing system with status lights](#)
- 38 [9,646,194](#)  [Methods and systems for analysis of fibers and branching structures within an image of a sample](#)
- 39 [9,645,345](#)  [Optical element alignment and retention for optical instruments](#)
- 40 [9,581,602](#)  [Method of selecting a monoclonal cell colony](#)
- 41 [9,360,659](#)  [Method for presenting and evaluation of images of micro-titer plate properties](#)
- 42 [9,347,882](#)  [Dynamic signal extension in optical detection systems](#)
- 43 [9,294,139](#)  [System and methods for constructing a noise replica](#)
- 44 [D744,880](#)  [Scientific instrument](#)
- 45 [9,199,216](#)  [Apparatuses and methods for conditioning and reorienting components of an electrophysiology measurement system](#)
- 46 [9,188,527](#)  [Monochromator-based and filter-based detection system](#)
- 47 [9,186,673](#)  [High throughput screening of ion channels](#)
- 48 [9,146,227](#)  [Planar patch clamp devices and methods for fabrication and use](#)
- 49 [9,080,999](#)  [Voltage offset correction in high-throughput electrophysiological measurement system](#)
- 50 [9,007,377](#)  [System and method for displaying parameter independence in a data analysis system](#)

