



Chenega Corporation #5



Charles Totemoff,
Pres./CEO

Chenega Corporation

Year Established in Alaska: 1974

Employees: 6,505/188 in Alaska

| | |
|-------------|----------------------|
| 2020 | \$949,000,000 |
| 2019 | \$871,000,000 |
| 2018 | \$830,000,000 |
| 2017 | \$876,000,000 |
| 2016 | \$927,000,000 |



05 Chenega

45 of 49


2021 TOP 49ERS Look,
TOP 49ERS LOOK
AGAIN



Alaska's Top Locally-Owned Companies Ranked by Gross Revenue

"Look, look again." The words from our cover story speak to the narrative of the 2021 Top 49ers. Last year threw a lot at the world, and as it became evident that our definition of "normal" would require some reimagination, *Alaska Business* decided it was time to call for a shift in perspective.


Chenega Corporation #5



Charles Totemoff,
Pres./CEO

Chenega Corporation
Year Established in Alaska: 1974
Employees: 6,505/188 in Alaska

| | |
|-------------|----------------------|
| 2020 | \$949,000,000 |
| 2019 | \$871,000,000 |
| 2018 | \$830,000,000 |
| 2017 | \$876,000,000 |
| 2016 | \$927,000,000 |



05 Chenega

Gross Revenue

45 of 49


"Look, look again." The words from our cover story speak to the narrative of the 2021 Top 49ers. Last year threw a lot at the world, and as it became evident that our definition of "normal" would require some reimagination, *Alaska Business* decided it was time to call for a shift in perspective.

The 2020 Top 49ers theme explored the triumphant journeys of the companies that made the list. It was a celebration of Alaska businesses who weathered an unprecedented upheaval. Now that journey has brought us back to a place that looks a little less familiar than before. But one small change of perspective is all it takes for things to look surprisingly sunnier.

Congratulations Top 49ers!

Watch the Virtual Presentation and Executive Q&A

Every year, *Alaska Business* counts down the highest grossing Alaska-owned companies. On October 1, we celebrated with our second annual Virtual Presentation. Watch Jason Martin and Charles Bell present the 2021




Charles Totemoff,
Pres./CEO

Chenega Corporation
Year Established in Alaska: 1974
Employees: 6,505/188 in Alaska

| | |
|-------------|----------------------|
| 2020 | \$949,000,000 |
| 2019 | \$871,000,000 |
| 2018 | \$830,000,000 |
| 2017 | \$876,000,000 |
| 2016 | \$927,000,000 |

#5



05 Chenega

45 of 49

Following the Top 49ers Virtual Presentation, two leaders from Top 49er organizations joined *Alaska Business'* Charles Bell, Jason Martin, and Tasha Anderson for a special Executive Q&A. Watch the Q&A session below, featuring Sheri Buretta, Chair and Interim CEO for Chugach Alaska Corporation; and Chris Luchtefeld, CEO of Cape Fox Corporation.

2021 #Top49ers Executive Q&A Panel

2021 #10PT5013 EXECUTIVE Q&A Q&A



Chenega Corporation #5



Charles Totemoff,
Pres./CEO

Chenega Corporation

Year Established in Alaska: 1974

Employees: 6,505/188 in Alaska

| | |
|-------------|----------------------|
| 2020 | \$949,000,000 |
| 2019 | \$871,000,000 |
| 2018 | \$830,000,000 |
| 2017 | \$876,000,000 |
| 2016 | \$927,000,000 |



05 Chenega

45 of 49



Following the Top 49ers Virtual Presentation, several leaders from Top 49er organizations joined *Alaska Business*' Charles Bell and Jason Martin for a special Executive Q&A, answering questions from virtual attendees. Watch the Q&A session below, featuring Michelle Anderson, President and CEO of Ahtna, Incorporated; Richard Glenn, Executive Vice President External Affairs of Arctic Slope Regional Corporation; McHugh Pierre, President and CEO of Goldbelt, Incorporated; and James Wileman, President and CEO of Credit Union 1.

2021 #Top49ers Executive Q&A Panel

Chenega Corporation #5



Charles Totemoff,
Pres./CEO

Chenega Corporation
Year Established in Alaska: 1974
Employees: 6,505/188 in Alaska

| | |
|-------------|----------------------|
| 2020 | \$949,000,000 |
| 2019 | \$871,000,000 |
| 2018 | \$830,000,000 |
| 2017 | \$876,000,000 |
| 2016 | \$927,000,000 |



05 Chenega

45 of 49

What makes a Top 49er?

The Top 49ers list consists of locally owned businesses *ranked by gross revenue*.

Each Top 49er must be at least 51% Alaskan-owned (i.e. headquartered in Alaska with continuous operations in Alaska).


For the purposes of ranking the Top 49ers, assets or assets managed are not calculated into gross revenue.

The Top 49ers consist of for-profit or not-for-profit organizations. The list does include nonprofits.

Official 2021 Top 49er Rankings

Chenega Corporation


#5



Charles Totemoff,
Pres./CEO

Chenega Corporation
Year Established in Alaska: 1974
Employees: 6,505/188 in Alaska

| | |
|-------------|----------------------|
| 2020 | \$949,000,000 |
| 2019 | \$871,000,000 |
| 2018 | \$830,000,000 |
| 2017 | \$876,000,000 |
| 2016 | \$927,000,000 |



05 Chenega




Michael Fall, Pres.

COMPANY
Established in Alaska: 1977
Yrs. in Alaska: 38/38

| | |
|------|--------------|
| 2020 | \$59,807,019 |
| 2019 | \$00,000,000 |
| 2018 | \$00,000,000 |
| 2017 | \$00,000,000 |
| 2016 | \$00,000,000 |




| | |
|------|--------------|
| 2020 | \$61,400,000 |
| 2019 | \$38,000,000 |
| 2018 | \$58,000,000 |
| 2017 | \$40,000,000 |
| 2016 | \$44,350,000 |




John Minder, CEO/Pres.

Great Northwest
Year Established in Alaska: 1971
Employees: 200/200 in Alaska

45 of 49


Report Equipment Rentals #45




Perry Sadler, Owner/Pres.

Equipment Rentals
Established in Alaska: 1996
Employees: 100/100 in Alaska

| | |
|------|--------------|
| 2020 | \$62,188,000 |
| 2019 | \$59,531,000 |
| 2018 | \$55,900,000 |
| 2017 | \$55,100,000 |
| 2016 | \$54,361,000 |




Seekins Ford Lincoln #44



Ralph Seekins, Pres.

Seekins Ford Lincoln
Year Established in Alaska: 1977
Employees: 95/95 in Alaska


| | |
|------|--------------|
| 2020 | \$63,227,426 |
| 2019 | \$57,967,731 |
| 2018 | \$56,288,865 |
| 2017 | \$58,946,067 |
| 2016 | \$52,554,917 |




Credit Union 1 #43



H C Contractors #42




Chenega Corporation #5




Charles Totemoff, Pres./CEO

Chenega Corporation
Year Established in Alaska: 1974
Employees: 6,505/188 in Alaska

| | |
|------|---------------|
| 2020 | \$949,000,000 |
| 2019 | \$871,000,000 |
| 2018 | \$830,000,000 |
| 2017 | \$876,000,000 |
| 2016 | \$927,000,000 |




Gana-A' Yoo, Limited #39



Ms. Sommer-Pederson, CEO

G'Yoo, Limited
Established in Alaska: 1978
Employees: 357/27 in Alaska

| | |
|------|--------------|
| 2020 | \$81,976,088 |
| 2019 | \$61,914,317 |
| 2018 | \$30,669,022 |
| 2017 | - |
| 2016 | - |



Kiktagruk Inupiat Corp. #38




Thomas Kennedy, CEO

Kiktagruk Inupiat Corp.
Year Established in Alaska: 1977
Employees: 305/25 in Alaska

| | |
|------|--------------|
| 2020 | \$82,858,722 |
| 2019 | \$68,161,437 |
| 2018 | - |
| 2017 | - |
| 2016 | - |




Storage Chrysler Dodge Center #37



Corey Meyers, Pres.

Storage Chrysler Dodge Center
Established in Alaska: 1963
Employees: 106/106 in Alaska

| | |
|------|--------------|
| 2020 | \$84,416,000 |
| 2019 | \$82,472,439 |
| 2018 | \$77,738,867 |
| 2017 | \$90,546,881 |
| 2016 | \$79,853,962 |



Watterson Construction Co. #36



Jim Watterson, Pres.

Watterson Construction Co.
Year Established in Alaska: 198
Employees: 63/63 in Alaska

| | |
|------|---------------|
| 2020 | \$84,600,000 |
| 2019 | \$116,300,000 |
| 2018 | \$85,500,000 |
| 2017 | \$41,000,000 |
| 2016 | \$52,000,000 |




Usibelli Coal Mine #35



Lewis Constructors & Engineers #34




Chenega Corporation #5




Charles Totemoff,
Pres./CEO

Chenega Corporation
Year Established in Alaska: 1974
Employees: 6,505/188 in Alaska

| | |
|------|---------------|
| 2020 | \$949,000,000 |
| 2019 | \$871,000,000 |
| 2018 | \$830,000,000 |
| 2017 | \$876,000,000 |
| 2016 | \$927,000,000 |




Cruz Construction #31




Dave Cruz, Pres.

Cruz Construction
Established in Alaska: 1981
Employees: 300/300 in Alaska

| | |
|------|---------------|
| 2020 | \$96,823,282 |
| 2019 | \$80,884,836 |
| 2018 | \$137,401,439 |
| 2017 | \$120,000,000 |
| 2016 | \$183,717,140 |




Homer Electric Association #30



Bradley Janorschke, Pres.

Homer Electric Association
Year Established in Alaska: 194
Employees: 134/134 in Alaska


| | |
|------|---------------|
| 2020 | \$105,595,663 |
| 2019 | \$96,292,724 |
| 2018 | \$97,000,000 |
| 2017 | \$99,000,000 |
| 2016 | \$95,000,000 |



05 Chenega

45 of 49


Construction Machinery Industrial #29




John Gerendale, Pres./CEO

Construction Machinery Industrial
Established in Alaska: 1985
Employees: 106/106 in Alaska

| | |
|------|---------------|
| 2020 | \$117,000,000 |
| 2019 | \$102,000,000 |
| 2018 | \$105,000,000 |
| 2017 | \$98,500,000 |
| 2016 | \$98,000,000 |




Cape Fox Corporation #28



Chris Luchtefeld, CEO

Cape Fox Corporation
Year Established in Alaska: 197
Employees: 991/153 in Alaska

| | |
|------|---------------|
| 2020 | \$123,724,000 |
| 2019 | \$76,800,000 |
| 2018 | \$68,500,055 |
| 2017 | \$60,632,693 |
| 2016 | \$63,532,652 |



Alaska Electric Association #27



First National Bank Alaska #26




Chenega Corporation #5




Charles Totemoff, Pres./CEO

Chenega Corporation
Year Established in Alaska: 1974
Employees: 6,505/188 in Alaska

| | |
|------|---------------|
| 2020 | \$949,000,000 |
| 2019 | \$871,000,000 |
| 2018 | \$830,000,000 |
| 2017 | \$876,000,000 |
| 2016 | \$927,000,000 |




Delta Constructors #23




Ed Gehr, CEO

Delta Constructors
Established in Alaska: 2007
Employees: 600/200 in Alaska

| | |
|------|---------------|
| 2020 | \$184,738,000 |
| 2019 | \$214,838,000 |
| 2018 | \$175,772,000 |
| 2017 | \$81,550,000 |
| 2016 | \$121,228,363 |




Sitnasuak Native Corporation #22




Charles Fagerstrom, CEO

Sitnasuak Native Corporation
Year Established in Alaska: 197
Employees: 1,332/100 in Alaska

| | |
|------|---------------|
| 2020 | \$185,519,277 |
| 2019 | \$172,944,639 |
| 2018 | \$133,494,517 |
| 2017 | \$134,138,330 |
| 2016 | \$130,210,466 |




Chugach Electric Association #21




Lee Thibert, CEO

Chugach Electric Association
Year Established in Alaska: 1948
Employees: 466/466 in Alaska

| | |
|------|---------------|
| 2020 | \$237,429,000 |
| 2019 | \$212,517,000 |
| 2018 | \$202,253,000 |
| 2017 | \$224,689,000 |
| 2016 | \$197,747,579 |




Olgoonik Corporation #20



Hugh Patkeak Sr., Pres./CEO

Olgoonik Corporation
Year Established in Alaska: 1971
Employees: 1,200/120 in Alaska

| | |
|------|---------------|
| 2020 | \$241,700,000 |
| 2019 | \$241,700,000 |
| 2018 | \$228,500,000 |
| 2017 | \$260,200,000 |
| 2016 | \$241,800,000 |




Onek Native Corporation #19



Goldbelt, Incorporated #18




Chenega Corporation #5




Charles Totemoff, Pres./CEO

Chenega Corporation
Year Established in Alaska: 1974
Employees: 6,505/188 in Alaska

| | |
|------|---------------|
| 2020 | \$949,000,000 |
| 2019 | \$871,000,000 |
| 2018 | \$830,000,000 |
| 2017 | \$876,000,000 |
| 2016 | \$927,000,000 |



Doyon, Limited #15



Doyon, Limited
Year Established in Alaska: 1972
Employees: 1,046/708 in Alaska

| | |
|------|---------------|
| 2020 | \$319,100,000 |
| 2019 | \$322,195,000 |
| 2018 | \$310,643,000 |
| 2017 | \$290,548,000 |
| 2016 | \$305,412,000 |



Ahtna, Inc. #14



Michelle Anderson, Pres.

Ahtna, Inc.
Year Established in Alaska: 1971
Employees: 1,320/954 in Alaska


| | |
|------|---------------|
| 2020 | \$336,752,052 |
| 2019 | \$261,104,398 |
| 2018 | \$284,400,000 |
| 2017 | \$238,000,000 |
| 2016 | \$217,700,000 |



05 Chenega

45 of 49


Koniag #13



Ron Unger,
Chairman/CEO

Established in Alaska: 1972
Year: 2003/157 in Alaska

| | |
|------|---------------|
| 2020 | \$410,730,000 |
| 2019 | \$323,878,000 |
| 2018 | \$267,415,000 |
| 2017 | \$270,769,000 |
| 2016 | \$261,588,000 |



Bering Straits Native Corporation #12



Gail R. Schubert,
Pres./CEO

Bering Straits Native Corporation
Year Established in Alaska: 1971
Employees: 1,957/504 in Alaska


| | |
|------|---------------|
| 2020 | \$456,170,000 |
| 2019 | \$378,843,000 |
| 2018 | \$415,000,000 |
| 2017 | \$357,900,000 |
| 2016 | \$326,000,000 |




Book Inlet Region, Inc. #11



Peaġvik Iñupiat Corporation (UIC) #10




Chenega Corporation #5



Charles Totemoff,
Pres./CEO

Chenega Corporation
Year Established in Alaska: 1974
Employees: 6,505/188 in Alaska

| | |
|------|---------------|
| 2020 | \$949,000,000 |
| 2019 | \$871,000,000 |
| 2018 | \$830,000,000 |
| 2017 | \$876,000,000 |
| 2016 | \$927,000,000 |




Calista Corporation #7




Andrew Guy, Pres./CEO

Calista Corporation
Established in Alaska: 1972
Year: 2000/700 in Alaska

| | |
|------|---------------|
| 2020 | \$732,937,000 |
| 2019 | \$573,299,000 |
| 2018 | \$574,354,000 |
| 2017 | \$480,200,000 |
| 2016 | \$492,200,000 |




Chugach Alaska Corporation #6



Sheri Baretta,
Chairman/Interim CEO


Chugach Alaska Corporation
Year Established in Alaska: 1971
Employees: 4,900/700 in Alaska

| | |
|------|---------------|
| 2020 | \$919,000,000 |
| 2019 | \$977,000,000 |
| 2018 | \$949,000,000 |
| 2017 | \$920,000,000 |
| 2016 | \$842,000,000 |



05 Chenega


Chenega Corporation #5




Charles Totemoff,
Pres./CEO

Chenega Corporation
Year Established in Alaska: 1974
Employees: 6,505/188 in Alaska

| | |
|------|---------------|
| 2020 | \$949,000,000 |
| 2019 | \$871,000,000 |
| 2018 | \$830,000,000 |
| 2017 | \$876,000,000 |
| 2016 | \$927,000,000 |




Lynden #4




Jim Jaeson, Chairman

Lynden
Year Established in Alaska: 1951
Employees: 2,595/1,080 in Alaska

| | |
|------|-----------------|
| 2020 | \$960,000,000 |
| 2019 | \$1,075,000,000 |
| 2018 | \$1,050,000,000 |
| 2017 | \$950,000,000 |
| 2016 | \$925,000,000 |




ANA Regional Corporation #3



Aristol Bay Native Corporation #2




Chenega Corporation #5



Charles Totemoff,
Pres./CEO

Chenega Corporation
Year Established in Alaska: 1974
Employees: 6,505/188 in Alaska

| | |
|------|---------------|
| 2020 | \$949,000,000 |
| 2019 | \$871,000,000 |
| 2018 | \$830,000,000 |
| 2017 | \$876,000,000 |
| 2016 | \$927,000,000 |



05 Chenega

45 of 49

Historic Top 49ers Data—At Your Fingertips

We compiled and coded nearly four decades of Top 49ers data and are excited to present it through interactive graphs and charts.

Alaska Business - Top 49ers 2021

Chenega Corporation #5



**Charles Totemoff,
Pres./CEO**

Chenega Corporation

Year Established in Alaska: 1974

Employees: 6,505/188 in Alaska


| | |
|-------------|----------------------|
| 2020 | \$949,000,000 |
| 2019 | \$871,000,000 |
| 2018 | \$830,000,000 |
| 2017 | \$876,000,000 |
| 2016 | \$927,000,000 |



05 Chenega

45 of 49


Chenega Corporation #5



Charles Totemoff,
Pres./CEO

Chenega Corporation
Year Established in Alaska: 1974
Employees: 6,505/188 in Alaska

| | |
|-------------|----------------------|
| 2020 | \$949,000,000 |
| 2019 | \$871,000,000 |
| 2018 | \$830,000,000 |
| 2017 | \$876,000,000 |
| 2016 | \$927,000,000 |

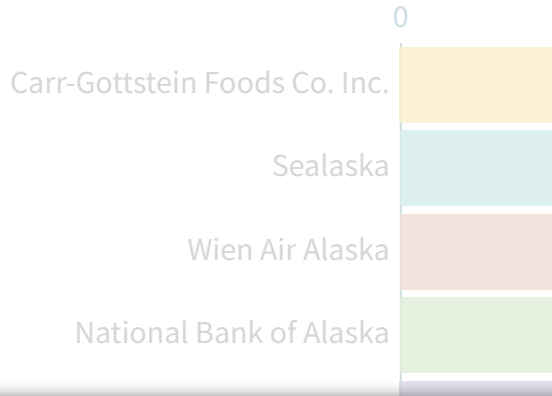


05 Chenega


45 of 49

Top 49ers "Top 10" 1985-2021 (reporting revenue 1984-2020)

- TOURISM TELECOM & TECH ALASKA NATIVE CONSTRUCTION
- FINANCE RETAIL ENERGY OIL & GAS FISHERIES
- MEDIA & ARTS INSURANCE MANUFACTURING ENGINEERING
- TRANSPORTATION HEALTHCARE REAL ESTATE LOGGING
- ENVIRONMENTAL PROFESSIONAL SERVICES MINING




Chenega Corporation #5



Charles Totemoff,
Pres./CEO

Chenega Corporation
Year Established in Alaska: 1974
Employees: 6,505/188 in Alaska

| | |
|-------------|----------------------|
| 2020 | \$949,000,000 |
| 2019 | \$871,000,000 |
| 2018 | \$830,000,000 |
| 2017 | \$876,000,000 |
| 2016 | \$927,000,000 |



05 Chenega

45 of 49

Check out even more interactive Top 49ers data, powered by Flourish!

Just click the image below.



Chenega Corporation #5



Charles Totemoff,
Pres./CEO

Chenega Corporation
Year Established in Alaska: 1974
Employees: 6,505/188 in Alaska

| | |
|-------------|----------------------|
| 2020 | \$949,000,000 |
| 2019 | \$871,000,000 |
| 2018 | \$830,000,000 |
| 2017 | \$876,000,000 |
| 2016 | \$927,000,000 |



05 Chenega

[Privacy Policy](#) | [Terms & Conditions](#)

45 of 49

ADVERTISE

SUBSCRIBE

CONTRIBUTE

MAGAZINE RACK

CURRENT ISSUE

LATEST NEWS

INDUSTRY NEWS

SPOTLIGHTS

LISTS

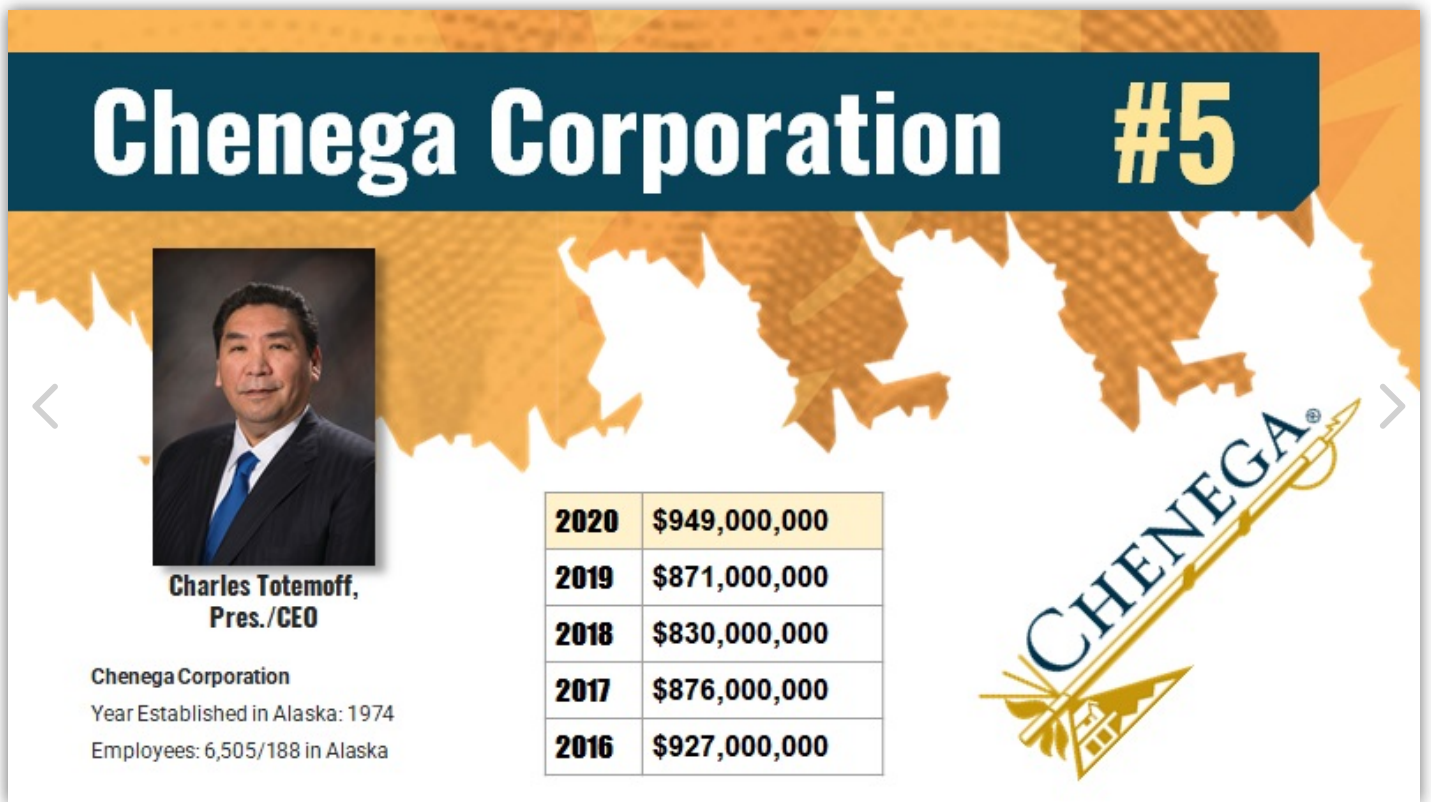
EVENTS

RIGHT MOVES


ABOUT

CONTACT US






Chenega Corporation #5



Charles Totemoff,
Pres./CEO

Chenega Corporation
Year Established in Alaska: 1974
Employees: 6,505/188 in Alaska

| | |
|-------------|----------------------|
| 2020 | \$949,000,000 |
| 2019 | \$871,000,000 |
| 2018 | \$830,000,000 |
| 2017 | \$876,000,000 |
| 2016 | \$927,000,000 |



05 Chenega

45 of 49